

Connector - SACC-M12MS-5CON-PG 7-SH - 1693416

Please be informed that the data shown in this PDF Document is generated from our Online Catalog. Please find the complete data in the user's documentation. Our General Terms of Use for Downloads are valid (<http://download.phoenixcontact.com>)



Sensor/actuator connector, male, straight, 5-pos., M12, shielded, A-coded, screw connection, metal knurl, cable screw connection Pg7

Product Features

- Safe use in the field, thanks to a high degree of protection
- Flexible: connectors for on-site assembly
- Screw connection: proven connection technology for a large selection of different conductors
- Reliable signal transmission - 360° shielding in environments with electromagnetic interference

Key commercial data

package_quantity	1
GTIN	4017918173531

Technical data

Dimensions

External diameter	4 mm ... 6 mm
Stripping length of the sheath	35 mm
Stripping length of the individual wire	5 mm

Ambient conditions

Ambient temperature (operation)	-40 °C ... 85 °C (Plug / socket)
Degree of protection	IP67

General

Rated current at 40°C	4 A
Rated voltage	60 V
Number of positions	5
Contact resistance	≤ 3 mΩ
Insulation resistance	≥ 100 MΩ
Coding	A - standard
Standards/regulations	M12 connector IEC 61076-2-101
Status display	No
Surge voltage category	II
Pollution degree	3
Connection method	Screw connection
Conductor cross section	0.25 mm² ... 0.75 mm²

Connector - SACC-M12MS-5CON-PG 7-SH - 1693416

Technical data

General

AWG conductor cross section	24 ... 18
Insertion/withdrawal cycles	≥ 100
Torque	0.4 Nm (M12 knurl)
Torque	0.2 Nm (Screw terminal blocks)
Torque	0.8 Nm ... 1 Nm (Pressure screw)
Tightening torque	Screw plug insert with sleeve housing as far it will go
Assembly instructions	The wires can be connected both with ferrules and without ferrules

Material

Inflammability class according to UL 94	HB
Contact material	CuZn
Contact surface material	Au
Contact carrier material	PA 66
Material of grip body	Zinc die-cast, nickel-plated
Material, knurls	Nickel-plated brass
Sealing material	NBR

classifications

eCl@ss

eCl@ss 4.0	27140815
eCl@ss 4.1	27140815
eCl@ss 5.0	27143423
eCl@ss 5.1	27143423
eCl@ss 6.0	27143423
eCl@ss 7.0	27449001
eCl@ss 8.0	27449001

ETIM

ETIM 2.0	EC001121
ETIM 3.0	EC002062
ETIM 4.0	EC002062
ETIM 5.0	EC002062

UNSPSC


UNSPSC 6.01	31251501
UNSPSC 7.0901	31251501
UNSPSC 11	31251501
UNSPSC 12.01	31251501
UNSPSC 13.2	31251501

Connector - SACC-M12MS-5CON-PG 7-SH - 1693416

approvals

GOST / GOST /

Approval details



accessories

Torque tool

TSD 04 SAC - 1208429



TSD-M 1,2NM - 1212224



Screwdriver tools

SACC BIT M12-D20 - 1208445



Connector - SACC-M12MS-5CON-PG 7-SH - 1693416

accessories

TSD-M SAC-BIT ADAPTER - 1212600



Protective cap

PROT-M12 FS-PA-CHAIN - 1430873



Cable by the meter

SAC-5P-100,0-PUR/SH-0,34 - 1501728

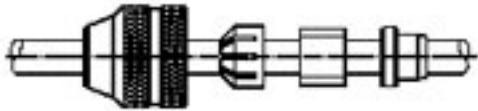


Drawings

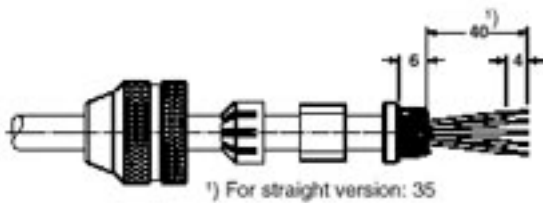
Connector - SACC-M12MS-5CON-PG 7-SH - 1693416

Functional drawing

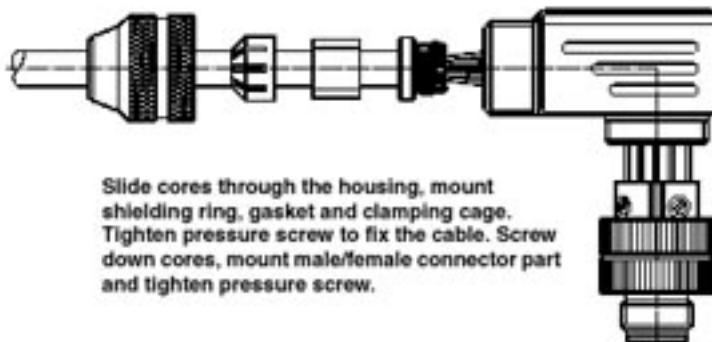
Assembly steps for M 12 male/female connector and conductor



Slide parts onto the conductor



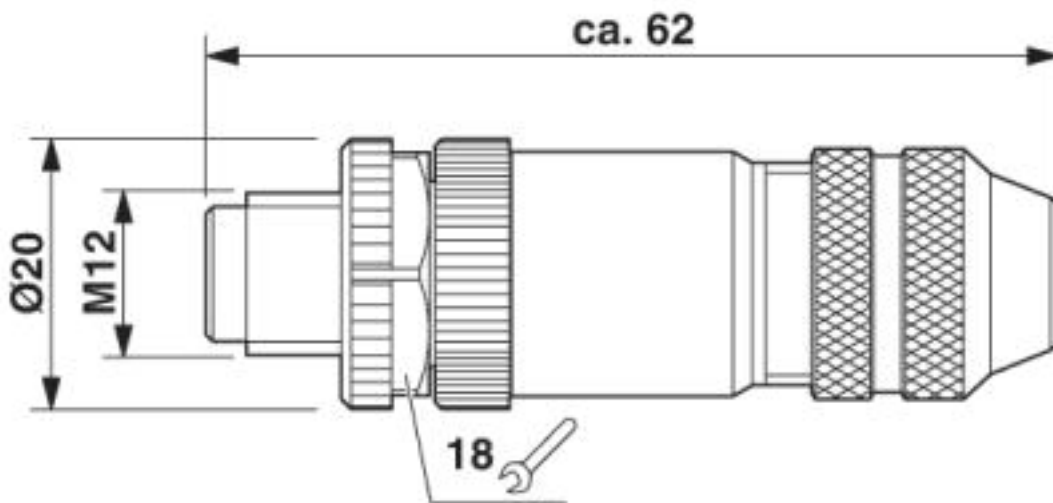
Strip conductor, widen shield and lay around the shielding ring, cut off projecting mesh.



Slide cores through the housing, mount shielding ring, gasket and clamping cage. Tighten pressure screw to fix the cable. Screw down cores, mount male/female connector part and tighten pressure screw.

Connector - SACC-M12MS-5CON-PG 7-SH - 1693416

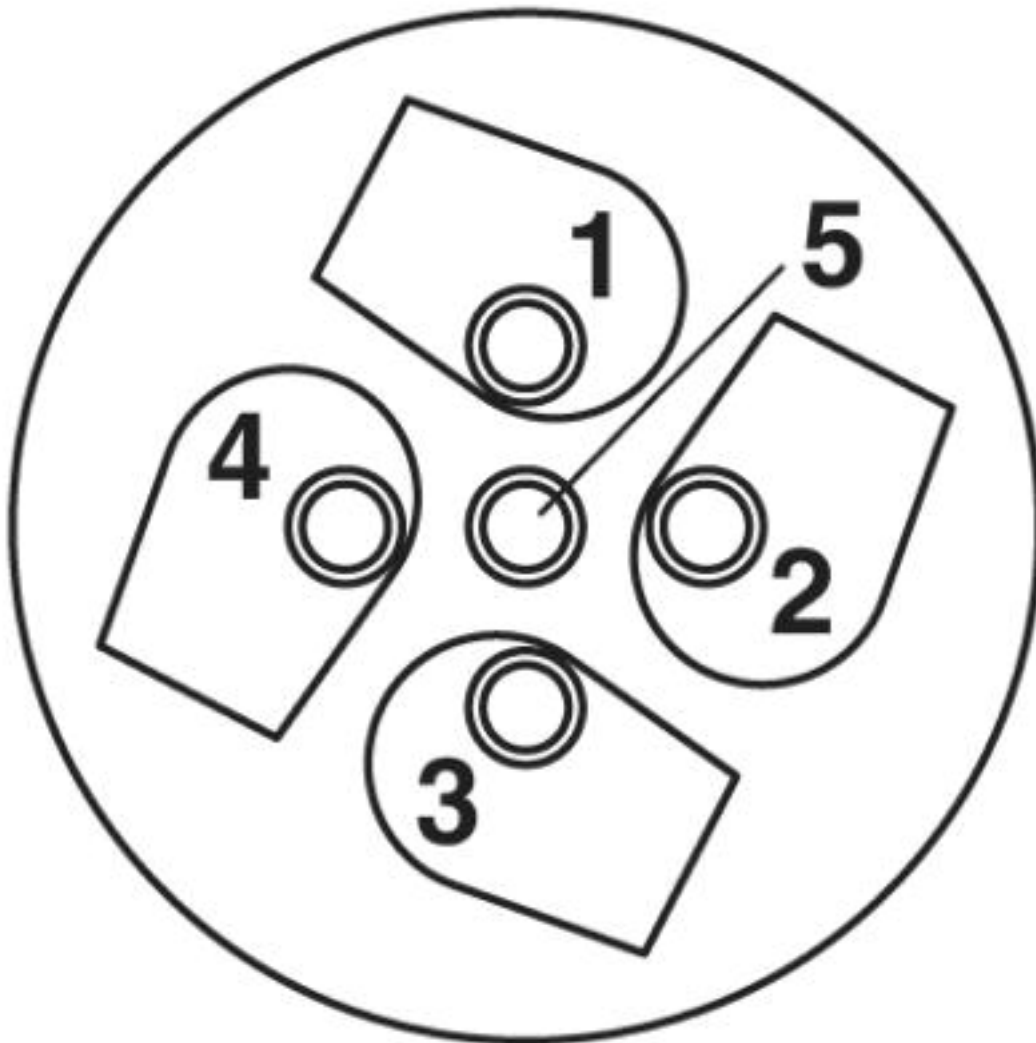
Dimensioned drawing



Plug, M12 x 1, straight, shielded

Connector - SACC-M12MS-5CON-PG 7-SH - 1693416

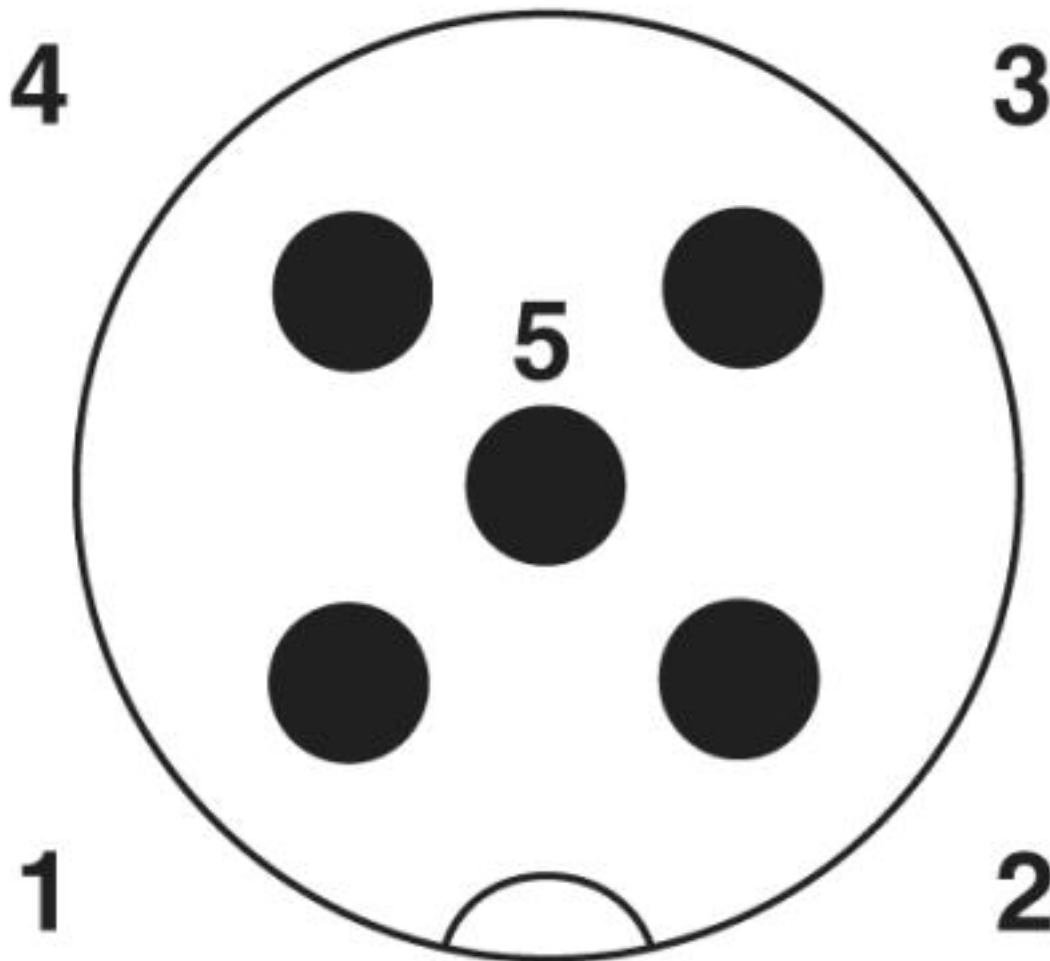
Schematic diagram



Cable connection side M12 (screw connection)

Connector - SACC-M12MS-5CON-PG 7-SH - 1693416

Schematic diagram



Pin assignment M12 male connector, 5-pos., A-coded, male side

© Phoenix Contact 2013 - all rights reserved
<http://www.phoenixcontact.com>