



## PLASTI-GRIP

### Product Facts

- Pre-insulated PLASTI-GRIP solderless terminals and splices
- Designed specifically to answer the need for inexpensive, insulated electrical terminations
- Can be used in almost every type of commercial application
- Accommodate wire sizes from 22 AWG through 2/0 AWG

### The Crimp

- Carefully engineered application tooling has been developed to ensure uniformly high quality terminations
- Tool and terminal have been designed as a team to promote ease and speed of application and at the same time to provide precise crimping pressure for every wire size
- The wire and the terminal barrel form a homogeneous mass of metal, providing a connection of maximum conductivity, tensile strength, and high resistance to corrosion
- The quality performance, the facility of installation and the inherent simplicity make them ideal for many industrial applications

**Color Coding.** Terminal insulation is color-coded by wire size range to eliminate errors during installation.

**Funnel Entry.** Assures rapid wire insertion during high speed production. (Except 8 to 2/0 range.)

**Serrations.** Serrations inside barrel provide maximum contact and tensile strength after crimping. Dimples on 8 to 2/0 range.

**Insulation.** Vinyl insulation sleeve provides good dielectric strength and supports the wire insulation so that no bare wire is exposed.

**Basic Terminal Material.** The basic terminal is constructed of fine grade high conductivity copper per ASTM B-152 and tin-plated per ASTM B-545. Basic material for Spring Spade Tongue Terminals is phosphor bronze per ASTM B-139 or brass per ASTM B-36 and tin-plated per ASTM B-545. AMP's special plating process creates durable corrosion resistance to salt spray and most chemical fumes.

**Temperature Rating: 90°C Max.**

**AMP PLASTI-GRIP Terminals and Splices (Use PLASTI-GRIP or PIDG Tooling)**

AMP Wire Range	UL Listed	LR 7189 Certified	8 thru 4/0 600V
Except as noted with individual part number listing.			
22-16	Terminals, Butt & Parallel Splices 22-16 Solid or Stranded <sup>1</sup>	600 V Max. (1000 V Fixture or Sign) 90°C Max.	Recognized under the component program of Underwriters Laboratories Incorporated File No. E13288
16-14	Terminals, Butt & Parallel Splices 16-14 Solid or Stranded <sup>1</sup>		
12-10	Terminals, Butt & Parallel Splices 12-10 Solid or Stranded <sup>1</sup>		

**Note: 22-16 terminals and splices are stamped 22-18 in accordance with MIL-T-7928.**  
<sup>1</sup>Stranded wire only using TETRA-CRIMP tooling.

PLASTI-GRIP

### Table of Contents

#### Terminals

Ring Tongue	38-42
Ring Tongue 90° Bend and Rectangular Tongue	43
Spade Tongue	44
Flanged Spade Tongue	45
Short Spring Spade Tongue and Long Spring Spade Tongue	46, 47
Slotted Ring Tongue and Hook Tongue	48
Flag Tongue and Multiple Stud	49

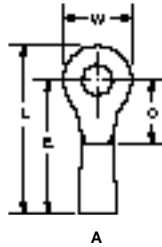
#### Splices

Butt	50
Parallel and Shur-Plug (.093, .156 and .180 Series)	51
3-Way Connector and .250 Tube Cap Assembly	52



**PLASTI-GRIP** (Continued)

**Ring Tongue Terminals**



**Material**

**Insulation** — Vinyl, UL 94V-0  
**Terminal Body** — Copper per ASTM B-152  
**Plating** — Tin per ASTM B-545

**Related Product Data**

**Insulation Color Code** — pg. 4  
**Packaging Quantities** — pg. 4  
**Performance Specifications** — pgs. 4 & 5  
**Application Tooling** — pg. 72

Wire Size Circular Mills [mm <sup>2</sup> ]	Tongue Material Thickness Max.	Stud Size	Style	Dimensions				Terminal Insulation Color	Wire Insulation Diameter Max.	Part Numbers			
				W	C Min.	E Max.	L Max.			Loose Piece	Tape Mounted		
22-16 509-3,260 [0.26-1.65]	.033 0.84	2 M2	A	.218	.156	.572	.684	Red	.140	34140*	2-34140-1		
				5.54	3.96	14.53	17.37						
		4	A	.218	.156	.572	.684	Red	.125	32944*	2-32944-1		
				5.54	3.96	14.53	17.37						
				.218	.156	.572	.684	Red	.140	34141*	2-34141-1		
				5.54	3.96	14.53	17.37						
				.281	.250	.666	.809	Red	.140	34143	2-34143-1		
				7.14	6.35	16.92	20.55						
		6 M3.5	A	.218	.156	.572	.684	Red	.125	32945*	2-32945-1		
				5.54	3.96	14.53	17.37						
				.218	.156	.572	.684	Red	.140	34142*	1-34142-1		
				5.54	3.96	14.53	17.37						
				.281	.250	.666	.809	Red	.125	32947*	2-32947-1		
				7.14	6.35	16.92	20.55						
				6 M3.5	A	.281	.250	.666	.809	Red	.140	34144*	2-34144-1
						7.14	6.35	16.92	20.55				
						.281	.250	.666	.809	Black	.140	326819	2-326819-1
						7.14	6.35	16.92	20.55				
						.281	.250	.666	.809	Red	.170	—	2-35449-1
						7.14	6.35	16.92	20.55				
		8 M4	A	.312	.281	.697	.856	Red	.125	32950	2-32950-1		
				7.92	7.14	17.70	21.74						
				.312	.281	.697	.856	Red	.140	34147*	2-34147-1		
				7.92	7.14	17.70	21.74						
.281	.250			.666	.809	Red	.125	32948*	2-32948-1				
7.14	6.35			16.92	20.55								
.281	.250			.666	.809	Red	.140	34145*	2-34145-1				
7.14	6.35			16.92	20.55								
8 M4	A			.312	.281	.697	.856	Red	.125	32951*	2-32951-1		
				7.92	7.14	17.70	21.74						
				.312	.281	.697	.856	Red	.140	34148*	2-34148-1		
				7.92	7.14	17.70	21.74						
				.312	.281	.746	.905	Red	.200	—	2-34148-4		
				7.92	7.14	18.95	22.99						
10	A			.281	.250	.666	.809	Red	.125	32949*	2-32949-1		
				7.14	6.35	16.92	20.55						
				.281	.250	.666	.809	Red	.140	34146*	2-34146-1		
				7.14	6.35	16.92	20.55						
		.281	.250	.666	.809	Black	.140	2-34146-4	2-34146-5				
		7.14	6.35	16.92	20.55								
		10	A	.281	.250	.666	.809	Red	.170	35451	2-35451-1		
				7.14	6.35	16.92	20.55						
				.312	.281	.697	.856	Red	.125	32952*	2-32952-1		
				7.92	7.14	17.70	21.74						
				.312	.281	.697	.856	Red	.140	34149*	2-34149-1		
				7.92	7.14	17.70	21.74						
1/4 M6	A	.312	.281	.746	.905	Red	.200	—	2-34149-3				
		7.92	7.14	18.95	22.99								
		.469	.437	.853	1.090	Red	.125	32953*	2-32953-1				
		11.91	11.10	21.67	27.69								
		.469	.437	.853	1.090	Red	.140	34150*	2-34150-1				
		11.91	11.10	21.67	27.69								
.469	.437	.853	1.090	Black	.140	—	2-34150-3						
11.91	11.10	21.67	27.69										

\*Available in small packaging quantities.  
**Note:** "C" dimension applies from edge of metal wire barrel to center of stud hole. (Styles A & E).

PLASTI-GRIP



**PLASTI-GRIP** (Continued)

**Ring Tongue Terminals**

(Continued)

Wire Size Circular Mils [mm <sup>2</sup> ]	Tongue Material Thickness Max.	Stud Size	Style	Dimensions				Terminal Insulation Color	Wire Insulation Diameter Max.	Part Numbers	
				W	C Min.	E Max.	L Max.			Loose Piece	Tape Mounted
22-16 509-3,260 [0.26-1.65]	.033 0.84	5/16 M8	A	.469	.437	.853	1.090	Red	.140	34151*	2-34151-1
				11.91	11.10	21.67	27.69	Black	.140	—	2-34151-3
		3/8	A	.531	.546	.962	1.230	Red	.140	34152*	2-34152-2
				13.49	13.87	24.43	31.24	Black	.140	—	2-34152-4
		4	A	.250	.171	.587	.715	Blue	.170	34157*	2-34157-1
				6.35	4.34	14.91	18.16	Blue	.145	32957*	2-32957-1
6 M3.5	.033 0.84	A	.250	.171	.587	.715	Blue	.170	34158*	2-34158-1	
			6.35	4.34	14.91	18.16	Blue	3.68	32958*	2-32958-1	
		A	.343	.281	.697	.871	Blue	.145	34159*	2-34159-1	
			8.71	7.14	17.70	22.12	Blue	3.68	34159*	2-34159-1	
		A	.312	.250	.666	.825	Blue	.170	328527*	2-328527-1	
			7.92	6.35	16.92	20.96	Blue	4.32	328527*	2-328527-1	
8 M4	.033 0.84	A	.343	.281	.697	.871	Blue	.145	32959*	2-32959-1	
			8.71	7.14	17.70	22.12	Blue	3.68	32959*	2-32959-1	
		A	.343	.281	.697	.871	Blue	.170	34160*	2-34160-1	
			8.71	7.14	17.70	22.12	Blue	4.32	34160*	2-34160-1	
		A	.343	.281	.746	.920	Blue	.250	2-34160-2	2-34160-3	
			8.71	7.14	18.95	23.37	Blue	6.35	2-34160-2	2-34160-3	
16-14 2,050-5,180 [1.04-2.62]	.033 0.84	A	.343	.281	.697	.871	Blue	.145	32960*	2-32960-1	
			8.71	7.14	17.70	22.12	Blue	3.68	32960*	2-32960-1	
		A	.343	.281	.697	.871	Blue	.170	34161*	2-34161-1	
			8.71	7.14	17.70	22.12	Blue	4.32	34161*	2-34161-1	
		A	.343	.281	.746	.920	Blue	.250	2-34161-2	2-34161-3	
			8.71	7.14	18.95	23.37	Blue	6.35	2-34161-2	2-34161-3	
A	.343	.281	.746	.920	Black	.250	—	2-34959-1			
	8.71	7.14	18.95	23.37	Black	6.35	—	2-34959-1			
1/4 M6	.033 0.84	A	.468	.312	.728	.965	Blue	.170	—	2-34954-1	
			11.89	7.92	18.49	24.51	Blue	4.32	—	2-34954-1	
		A	.469	.437	.853	1.090	Blue	.145	32961*	2-32961-1	
			11.91	11.10	21.67	27.69	Blue	3.68	32961*	2-32961-1	
		A	.469	.437	.853	1.090	Blue	.170	34162*	2-34162-1	
			11.91	11.10	21.67	27.69	Blue	4.32	34162*	2-34162-1	
A	.469	.437	.853	1.090	Black	.170	2-34162-2	2-34162-3			
	11.91	11.10	21.67	27.69	Black	4.32	2-34162-2	2-34162-3			
5/16 M8	.033 0.84	A	.469	.437	.853	1.090	Blue	.170	34163*	2-34163-1	
			11.91	11.10	21.67	27.69	Blue	4.32	34163*	2-34163-1	
		A	.531	.546	.962	1.248	Blue	.170	34164*	2-34164-2	
			13.49	13.87	24.43	31.70	Blue	4.32	34164*	2-34164-2	
		A	.531	.546	.962	1.248	Black	.170	—	2-34164-4	
			13.49	13.87	24.43	31.70	Black	4.32	—	2-34164-4	
6 M3.5	.050 1.27	A	.281	.219	.810	.953	Yellow/Blk.	.200	34821	2-34821-1	
			7.14	5.56	20.57	24.21	Yellow/Blk.	5.08	34821	2-34821-1	
		A	.343	.281	.872	1.046	Yellow/Blk.	.200	34822 <sup>†</sup>	—	
			8.71	7.14	22.15	26.57	Yellow/Blk.	5.08	34822 <sup>†</sup>	—	
		A	.343	.281	.872	1.046	Yellow/Blk.	.200	34823* <sup>†</sup>	2-34823-1 <sup>†</sup>	
			8.71	7.14	22.15	26.57	Yellow/Blk.	5.08	34823* <sup>†</sup>	2-34823-1 <sup>†</sup>	
A	.343	.281	.872	1.046	Yellow/Blk.	.250	321518	2-321518-1			
	8.71	7.14	22.15	26.57	Yellow/Blk.	6.35	321518	2-321518-1			

† Not UL or CSA Approved or Listed.

\*Available in small packaging quantities.

† Heavy Duty for extra mechanical strength.

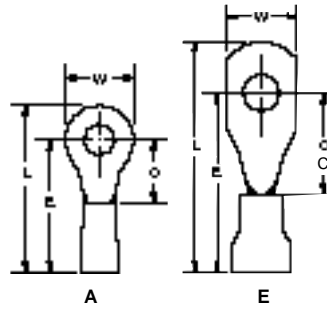
Note: "C" dimension applies from edge of metal wire barrel to center of stud hole. (Styles A & E).



**PLASTI-GRIP** (Continued)

**Ring Tongue Terminals**

(Continued)



**Material**

**Insulation** — Vinyl, UL 94V-0  
**Terminal Body** — Copper per ASTM B-152  
**Plating** — Tin per ASTM B-545

**Related Product Data**

**Insulation Color Code** — pg. 4  
**Packaging Quantities** — pg. 4  
**Performance Specifications** — pgs. 4 & 5  
**Application Tooling** — pgs. 72 & 73

Wire Size Circular Mils [mm <sup>2</sup> ]	Tongue Material Thickness Max.	Stud Size	Style	Dimensions				Terminal Insulation Color	Wire Insulation Diameter Max.	Part Numbers	
				W	C Min.	E Max.	L Max.			Loose Piece	Tape Mounted
16-14HD <sup>1</sup> 2,050-5,180 [1.04-2.62]	.050 1.27	1/4 M6	A	.500 12.70	.344 8.74	.935 23.75	1.188 30.18	Yellow/Blk.	.230 5.84	35349	2-35349-1
				.531 13.49	.437 11.10	1.028 26.11	1.296 32.92	Yellow/Blk.	.200 5.08	34824	2-34824-3
		5/16 M8	A	.531 13.49	.437 11.10	1.028 26.11	1.296 32.92	Yellow/Blk.	.200 5.08	34825	—
				.750 19.05	.625 15.88	1.216 30.89	1.594 40.49	Yellow/Blk.	.200 5.08	34826	—
		1/2 M12	A	.750 19.05	.625 15.88	1.216 30.89	1.594 40.49	Yellow/Blk.	.200 5.08	34827	—
12-10 5,180-13,100 [2.62-6.64]	.042 1.07	0	A	.281 7.14	.219 5.56	.810 20.57	.953 24.21	Yellow	.250 6.35	2-34835-4	—
		4	A	.281 7.14	.219 5.56	.810 20.57	.953 24.21	Yellow	.250 6.35	34835	2-34835-1
		6 M3.5	A	.281 7.14	.219 5.56	.810 20.57	.953 24.21	Yellow	.250 6.35	34852*	2-34852-1
				.375 9.53	.302 7.67	.893 22.68	1.098 27.89	Yellow	.230 5.84	34168*	2-34168-1
		8 M4	A	.312 7.92	.302 7.67	.893 22.68	1.062 26.97	Yellow	.250 6.35	—	696047-1
				.312 7.92	.302 7.67	.893 22.68	1.062 26.97	Yellow	.250 6.35	—	696048-1
				.375 9.53	.302 7.67	.893 22.68	1.098 27.89	Yellow	.230 5.84	34169*	2-34169-1
				.375 9.53	.302 7.67	.893 22.68	1.098 27.89	Yellow	.250 6.35	34853*	2-34853-1
		10	A	.312 7.92	.302 7.67	.893 22.68	1.052 26.72	Yellow	.230 5.84	330518	—
				.312 7.92	.302 7.67	.953 24.21	1.111 28.22	Yellow	.300 <sup>12-10</sup> 7.62	—	1-330518-2
				.375 9.53	.302 7.67	.893 22.68	1.083 27.51	Black	.250 6.35	—	2-328261-1
				.375 9.53	.302 7.67	.893 22.68	1.098 27.89	Yellow	.230 5.84	34170*	2-34170-1
				.375 9.53	.302 7.67	.893 22.68	1.098 27.89	Yellow	.250 6.35	34854*	2-34854-1
		1/4 M6	E	.400 10.16	.468 11.89	1.118 28.40	1.373 34.87	Yellow	.300 7.62	55678-1	55678-2
			A	.500 12.70	.344 8.74	.994 25.25	1.247 31.67	Black	.300 7.62	35492	—
.531 13.49	.468 11.89	1.059 26.90		1.327 33.71	Yellow	.230 5.84	34171*	2-34171-1			
.531 13.49	.468 11.89	1.059 26.90		1.327 33.71	Yellow	.250 6.35	34855*	2-34855-1			
5/16 M8	A	.531 13.49	.468 11.89	1.059 26.90	1.327 33.71	Yellow	.230 5.84	34172*	2-34172-1		
		.531 13.49	.468 11.89	1.059 26.90	1.327 33.71	Black	.230 5.84	—	2-34172-3		
3/8	A	.531 13.49	.468 11.89	1.059 26.90	1.327 33.71	Yellow	.250 6.35	34856*	2-34856-1		
		.593 15.06	.531 13.49	1.122 28.50	1.421 36.09	Yellow	.230 5.84	34173*	2-34173-1		
1/2 M12	A	.750 19.05	.625 15.88	1.216 30.89	1.594 40.49	Yellow	.250 6.35	34837*	2-34837-4		

\*Available in small packaging quantities.

<sup>1</sup>Heavy Duty for extra mechanical strength.

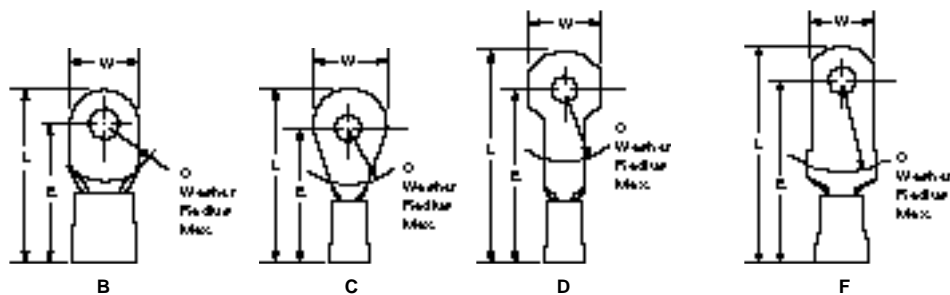
**Note:** "C" dimension applies from edge of metal wire barrel to center of stud hole. (Styles A & E).



**PLASTI-GRIP** (Continued)

**Ring Tongue Terminals**

(Continued)



Wire Size Circular Mils [mm <sup>2</sup> ]	Tongue Material Thickness Max.	Stud Size	Style	Dimensions				Terminal Insulation Color	Wire Insulation Diameter Max.	Part Numbers			
				W	C	E Max.	L Max.			Loose Piece	Tape Mounted		
8 13,100-20,800 [6.64-10.5]	.043 1.09	8 M4	C	.478	.437	1.344	1.586	Red	.360 9.14	52041	52041-6		
				12.14	11.10	34.14	40.28						
		10	D	.430	.437	1.363	1.605	Red	.360 9.14	—	54351-2		
				10.92	11.10	34.62	40.77						
			B	.431	.437	1.338	1.556	Red	.360 9.14	52263	52263-2		
				10.95	11.10	33.99	39.52						
				.431	.437	1.338	1.556						
				10.95	11.10	33.99	39.52						
		1/4 M6	C	.431	.437	1.358	1.576	Red	.330 8.38	52263-1	52263-3		
				10.95	11.10	34.49	40.03						
		6 20,800-33,100 [10.5-16.8]	.048 1.22	5/16 M8	C	.478	.437	1.344	1.586	Red	.360 9.14	52041-1	52041-7
						12.14	11.10	34.14	40.28				
3/8	C			.478	.437	1.358	1.600	Red	.330 8.38	52041-3*	52041-9		
				12.14	11.10	34.49	40.64						
1/2 M12	A			.587	.500	1.400	1.696	Red	.360 9.14	52291*	52291-4		
				14.91	12.70	35.56	43.08						
8 M4	.048 1.22			8 M4	C	.587	.500	1.400	1.696	Red	.360 9.14	52291-1*	52291-5
						14.91	12.70	35.56	43.08				
				10	B	.875	.625	1.420	1.860	Red	.330 8.38	52262-1	—
						22.23	15.88	36.07	47.24				
					C	.500	.515	1.591	1.844	Blue	.436 11.07	52042	—
						12.70	13.08	40.41	46.84				
		.500	.515			1.591	1.869						
		12.70	13.08			40.41	47.47						
		1/4 M6	C	.468	.421	1.482	1.719	Blue	.360 9.14	—	52265-4		
				11.89	10.69	37.64	43.66						
		5/16 M8	B	.468	.421	1.482	1.719	Blue	.436 11.07	52265*	52265-3		
				11.89	10.69	37.64	43.66						
3/8	C	.500	.515	1.591	1.844	Blue	.436 11.07	52042-4	—				
		12.70	13.08	40.41	46.84								
1/2 M12	C	.500	.515	1.591	1.869	Blue	.360 9.14	52042-5*	—				
		12.70	13.08	40.41	47.47								
1/4 M6	F	.398	.515	1.591	1.846	Blue	.450 11.43	55679-1	55679-2				
		10.11	13.08	40.41	46.89								
5/16 M8	B	.500	.515	1.591	1.844	Blue	.436 11.07	52042-1	52042-7				
		12.70	13.08	40.41	46.84								
3/8	B	.500	.515	1.591	1.869	Blue	.360 9.14	52042-3*	52042-9				
		12.70	13.08	40.41	47.47								
1/2 M12	C	.625	.515	1.591	1.906	Blue	.450 11.43	52264*	52264-4				
		15.88	13.08	40.41	48.41								
1/2 M12	C	.625	.515	1.591	1.906	Blue	.450 11.43	52264-1*	52264-5				
		15.88	13.08	40.41	48.41								
1/2 M12	C	.815	.515	1.441	1.851	Blue	.436 11.07	52350*	—				
		20.70	13.08	36.60	47.02								

\*Available in small packaging quantities.

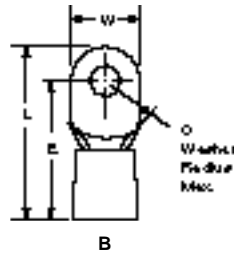
Note: "C" dimension applies from edge of metal wire barrel to center of stud hole. (Styles A & E).



**PLASTI-GRIP** (Continued)

**Ring Tongue Terminals**

(Continued)



**Material**

**Insulation** — Vinyl, UL 94V-0  
**Terminal Body** — Copper per ASTM B-152  
**Plating** — Tin per ASTM B-545

**Related Product Data**

**Insulation Color Code** — pg. 4  
**Packaging Quantities** — pg. 4  
**Performance Specifications** — pgs. 4 & 5  
**Application Tooling** — pg. 73

Wire Size Circular Mils [mm <sup>2</sup> ]	Tongue Material Thickness Max.	Stud Size	Style	Dimensions				Terminal Insulation Color	Wire Insulation Diameter Max.	Part Numbers	
				W	C	E Max.	L Max.			Loose Piece	Tape Mounted
4 33,100-52,600 [16.8-26.7]	.051 1.30	10	B	.546	.531	1.672	1.948	Yellow	.450	52043-2	—
				13.87	13.49	42.47	49.48	Yellow	11.43	—	—
			.546	.531	1.672	1.948	Yellow	.515	52043	52043-4	
			13.87	13.49	42.47	49.48	Yellow	13.08	—	—	
		1/4 M6	B	.531	.531	1.672	1.927	Yellow	.450	—	55680-2
				9.93	13.49	42.47	48.95	Yellow	11.43	—	—
			.546	.531	1.672	1.948	Yellow	.450	52043-3*	52043-7	
			13.87	13.49	42.47	49.48	Yellow	11.43	—	—	
		5/16 M8	B	.679	.531	1.672	2.014	Yellow	.450	52266-3	52266-9
				17.25	13.49	42.47	51.16	Yellow	11.43	—	—
			.679	.531	1.672	2.014	Yellow	.515	52266	—	
			17.25	13.49	42.47	51.16	Yellow	13.08	—	—	
3/8	B	.679	.531	1.672	2.014	Yellow	.450	52266-4*	1-52266-0		
		17.25	13.49	42.47	51.16	Yellow	11.43	—	—		
	.679	.531	1.672	2.014	Yellow	.515	52266-1	—			
	17.25	13.49	42.47	51.16	Yellow	13.08	—	—			
2 52,600-83,700 [26.7-42.4]	.060 1.52	1/4 M6	B	.675	.578	1.731	2.071	Red	.560	52267-1	—
				17.15	14.68	43.97	52.60	Red	14.22	—	—
			.675	.578	1.731	2.071	Red	.632	52267	—	
			17.15	14.68	43.97	52.60	Red	16.05	—	—	
		5/16 M8	B	.711	.578	1.731	2.089	Red	.560	52044-4	—
				18.06	14.68	43.97	53.06	Red	14.22	—	—
			.711	.578	1.731	2.089	Red	.632	52044-1	—	
			18.06	14.68	43.97	53.06	Red	16.05	—	—	
3/8	B	.711	.578	1.731	2.089	Red	.560	52044-5	—		
		18.06	14.68	43.97	53.06	Red	14.22	—	—		
	.711	.578	1.731	2.089	Red	.632	52044-2	—			
	18.06	14.68	43.97	53.06	Red	16.05	—	—			
1/0 83,700-119,500 [42.4-60.6]	.073 1.85	5/16 M8	B	.807	.625	2.041	2.447	Blue	.684	52045-1	—
				20.50	15.88	51.84	62.15	Blue	17.37	—	—
		3/8	B	.807	.625	2.041	2.447	Blue	.665	52045-5	—
				20.50	15.88	51.84	62.15	Blue	16.89	—	—
1/2 M12	B	.807	.625	2.041	2.447	Blue	.684	52045-2	—		
		20.50	15.88	51.84	62.15	Blue	17.37	—	—		
2/0 119,500-150,500 [60.6-76.3]	.083 2.11	5/16 M8	B	.926	.625	2.082	2.477	Yellow	.775	52046-1	—
				23.52	15.88	52.88	62.92	Yellow	19.69	—	—

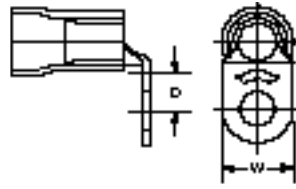
\*Available in small packaging quantities.

PLASTI-GRIP



**PLASTI-GRIP** (Continued)

**Ring Tongue  
90° Bend Terminals**



**Material**

**Insulation** — Vinyl, UL 94V-0  
**Terminal Body** — Copper per ASTM B-152  
**Plating** — Tin per ASTM B-545

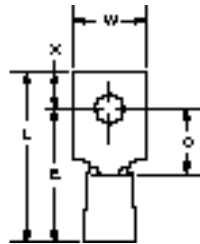
**Related Product Data**

**Insulation Color Code** — pg. 4  
**Packaging Quantities** — pg. 4  
**Performance Specifications** — pgs. 4 & 5  
**Application Tooling** — pg. 73

Wire Size Circular Mils [mm <sup>2</sup> ]	Tongue Material Thickness Max.	Stud Size	Dimensions		Terminal Insulation Color	Wire Insulation Diameter Max.	Part Numbers	
			W	D Min.			Loose Piece	
8 13,100-20,800 [6.64-10.5]	.043 1.09	10	.431 10.95	.311 7.90	Red	.360 9.14	55654-1	
		1/4 M6	.478 12.14	.435 11.05	Red	.360 9.14	54725-1	
6 20,800-33,100 [10.5-16.8]	.048 1.22	10	.500 12.70	.310 7.87	Blue	.436 11.07	54753-1	
		1/4 M6	.500 12.70	.379 9.63	Blue	.436 11.07	54754-1	

PLASTI-GRIP

**Rectangular  
Tongue Terminals**



**Material**

**Insulation** — Vinyl, UL 94V-0  
**Terminal Body** — Copper per ASTM B-152  
**Plating** — Tin per ASTM B-545

**Related Product Data**

**Insulation Color Code** — pg. 4  
**Packaging Quantities** — pg. 4  
**Performance Specifications** — pgs. 4 & 5  
**Application Tooling** — pg. 72

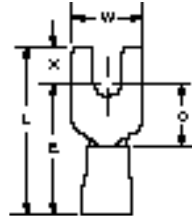
Wire Size Circular Mils [mm <sup>2</sup> ]	Tongue Material Thickness Max.	Stud Size	Dimensions					Terminal Insulation Color	Wire Insulation Diameter Max.	Part Numbers	
			W	C Min.	E Max.	L Max.	X			Loose Piece	Tape Mounted
16-14 2,050-5,180 [1.04-2.62]	.033 0.84	6 M3.5	.249 6.32	.312 7.92	.728 18.49	.868 22.05	.125 3.18	Blue	.145 3.68	34898	—

**Note:** "C" dimension applies from edge of metal wire barrel to center of stud hole.



**PLASTI-GRIP** (Continued)

**Spade Tongue Terminals**



**Material**

**Insulation** — Vinyl, UL 94V-0  
**Terminal Body** — Copper per ASTM B-152  
**Plating** — Tin per ASTM B-545

**Related Product Data**

**Insulation Color Code** — pg. 4  
**Packaging Quantities** — pg. 4  
**Performance Specifications** — pgs. 4 & 5  
**Application Tooling** — pg. 72

PLASTI-GRIP

Wire Size Circular Mils [mm <sup>2</sup> ]	Tongue Material Thickness Max.	Stud Size	Dimensions					Terminal Insulation Color	Wire Insulation Diameter Max.	Part Numbers	
			W	C Min.	E Max.	L Max.	X			Loose Piece	Tape Mounted
22-16 509-3,260 [0.26-1.65]	.033 0.84	6 M3.5	.250	.312	.728	.858	.125	Red	.140 3.56	327043*	2-327043-1
			6.35	7.92	18.49	21.79	3.18				
			.297	.203	.619	.765	.141	Red	.125 3.18	327735*	2-327735-1
			7.54	5.16	15.72	19.43	3.58				
			.297	.203	.619	.765	.141	Red	.140 3.56	320665*	2-320665-1
			7.54	5.16	15.72	19.43	3.58				
		.307	.245	.661	.836	.175	Red	.140 3.56	696003-1	696003-2	
		7.80	6.22	16.79	21.23	4.45					
		8 M4	.375	.312	.728	.920	.187	Red	.120 3.18	32981	2-32981-1
			9.53	7.92	18.49	23.37	4.75				
			.375	.312	.728	.920	.187	Red	.140 3.56	34155*	2-34155-1
			9.53	7.92	18.49	23.37	4.75				
10	.375		.312	.728	.920	.187	Red	.140 3.56	34156*	2-34156-1	
	9.53		7.92	18.49	23.37	4.75					
16-14 2,050-5,180 [1.04-2.62]	.033 0.84	5	.237	.312	.728	.865	.125	Blue	.145 3.68	696006-1†	—
			6.02	7.92	18.49	21.97	3.18				
		6 M3.5	.297	.203	.619	.765	.141	Blue	.145 3.68	322994*	2-322994-1
			7.54	5.16	15.72	19.43	3.58				
			.297	.203	.619	.765	.141	Blue	.170 4.32	54367-1	54367-2
			7.54	5.16	15.72	19.43	3.58				
			.385	.312	.728	.920	.187	Blue	.170 4.32	34165*	—
			9.78	7.92	18.49	23.37	4.75				
		8 M4	.297	.203	.619	.765	.141	Blue	.170 4.32	326741	2-326741-1
			7.54	5.16	15.72	19.43	3.58				
			.307	.245	.661	.836	.175	Blue	.170 4.32	696024-1	696024-2
			7.80	6.22	16.79	21.23	4.45				
.385	.312		.728	.920	.187	Blue	.170 4.32	34166*	2-34166-1		
9.78	7.92		18.49	23.37	4.75						
10	.385	.312	.728	.920	.187	Blue	.170 4.32	34167*	2-34167-1		
	9.78	7.92	18.49	23.37	4.75						
12-10 5,180-13,100 [2.62-6.64]	.042 1.07	5	.237	.296	.887	1.095	.203	Yellow	.230 5.84	696007-1†	—
			6.02	7.52	22.53	27.81	5.16				
		10	.406	.296	.887	1.095	.203	Yellow	.230 5.84	34176*	2-34176-1
			10.31	7.52	22.53	27.81	5.16				

\*Available in small packaging quantities.

† Gold

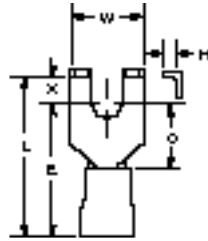
Note: "C" dimension applies from edge of metal wire barrel to center of stud hole.





**PLASTI-GRIP** (Continued)

**Flanged Spade Tongue Terminals**



**Material**

**Insulation** — Vinyl, UL 94V-0  
**Terminal Body** — Copper per ASTM B-152  
**Plating** — Tin per ASTM B-545

**Related Product Data**

**Insulation Color Code** — pg. 4  
**Packaging Quantities** — pg. 4  
**Performance Specifications** — pgs. 4 & 5  
**Application Tooling** — pg. 72

Wire Size Circular Mils [mm <sup>2</sup> ]	Tongue Material Thickness Max.	Stud Size	Dimensions						Terminal Insulation Color	Wire Insulation Diameter Max.	Part Numbers		
			W	C Min.	E Max.	L Max.	X	H Min.			Loose Piece	Tape Mounted	
22-16 509-3,260 [0.26-1.65]	.033 0.84	6 M3.5	.296	.203	.619	.749	.125	.045	Red	.140 3.56	322249*	1-322249-1	
			7.52	5.16	15.72	19.02	3.18	1.14					
		8 M4	.328	.203	.619	.749	.125	.045	Red	.140 3.56	324560	2-324560-1	
			8.33	5.16	15.72	19.02	3.18	1.14					
			10	.296	.203	.619	.749	.125	.045	Red	.140 3.56	1-322249-0	1-322249-9
				7.52	5.16	15.72	19.02	3.18	1.14				
16-14 2,050-5,180 [1.04-2.62]	.033 0.84	6 M3.5	.294	.203	.619	.749	.125	.047	Blue	.170 4.32	324165*	2-324165-1	
			7.47	5.16	15.72	19.02	3.18	1.19					
		8 M4	.294	.203	.668	.798	.125	.047	Blue	.250 6.35	—	2-324165-4	
			7.47	5.16	16.97	20.27	3.18	1.19					
			10	.294	.203	.619	.749	.125	.047	Blue	.170 4.32	53874-1	53874-2
				7.47	5.16	15.72	19.02	3.18	1.19				
12-10 5,180-13,100 [2.62-6.64]	.042 1.07	6 M3.5	.416	.250	.841	1.017	.171	.052	Yellow	.230 5.84	324581*	1-324581-1	
			10.57	6.35	21.36	25.83	4.34	1.32					
		8 M4	.416	.250	.841	1.017	.171	.052	Yellow	.230 5.84	324172*	1-324172-0	
			10.57	6.35	21.36	25.83	4.34	1.32					
			10	.416	.250	.841	1.017	.171	.052	Yellow	.250 6.35	52856	52856-1
				10.57	6.35	21.36	25.83	4.34	1.32				

\*Available in small packaging quantities.  
**Note:** "C" dimension applies from edge of metal wire barrel to center of stud hole.

PLASTI-GRIP



**PLASTI-GRIP** (Continued)

**Short Spring Spade Tongue Terminals**



**Material**

**Insulation** — Vinyl, UL 94V-0  
**Terminal Body** — Phosphor Bronze per ASTM B-139 for wire sizes 24 to 14 Brass per ASTM B-36 for wire sizes 12 to 10  
**Plating** — Tin per ASTM B-545 except where noted

**Related Product Data**

**Insulation Color Code** — pg. 4  
**Packaging Quantities** — pg. 4  
**Performance Specifications** — pgs. 4 & 5  
**Application Tooling** — pg. 72

Wire Size Circular Mils [mm <sup>2</sup> ]	Tongue Material Thickness Max.	Stud Size	Dimensions					Terminal Insulation Color	Wire Insulation Diameter Max.	Part Numbers			
			W	C Min.	E Max.	L Max.	X			Loose Piece	Tape Mounted		
24-20 320-1,290 [0.16-0.65]	<b>.025</b> 0.64	4	<b>.203</b> 5.16	<b>.219</b> 5.56	<b>.624</b> 15.85	<b>.744</b> 18.90	<b>.115</b> 2.92	White	<b>.125</b> 3.18	—	53829-2		
			4	<b>.203</b> 5.16	<b>.250</b> 6.35	<b>.666</b> 16.92	<b>.811</b> 20.60	<b>.140</b> 3.56	Red	<b>.140</b> 3.56	52947*	52947-1	
		5 M3	<b>.250</b> 6.35	<b>.250</b> 6.35	<b>.666</b> 16.92	<b>.811</b> 20.60	<b>.140</b> 3.56	Red	<b>.140</b> 3.56	52948*	52948-1		
			<b>.234</b> 5.94	<b>.250</b> 6.35	<b>.666</b> 16.92	<b>.811</b> 20.60	<b>.140</b> 3.56	Red	<b>.140</b> 3.56	53240-1*	53240-2		
		6 M3.5	<b>.250</b> 6.35	<b>.250</b> 6.35	<b>.666</b> 16.92	<b>.811</b> 20.60	<b>.140</b> 3.56	Red	<b>.140</b> 3.56	52949*	52949-1		
			<b>.250</b> 6.35	<b>.250</b> 6.35	<b>.715</b> 18.16	<b>.860</b> 21.84	<b>.140</b> 3.56	Red	<b>.200</b> 5.08	52949-2	52949-3		
		22-16 509-3,260 [0.26-1.65]	<b>.033</b> 0.84	8 M4	<b>.244</b> 6.20	<b>.281</b> 7.14	<b>.697</b> 17.70	<b>.872</b> 22.15	<b>.170</b> 4.32	Red	<b>.140</b> 3.56	53241-1	53241-2
					<b>.375</b> 9.53	<b>.281</b> 7.14	<b>.697</b> 17.70	<b>.872</b> 22.15	<b>.170</b> 4.32	Red	<b>.140</b> 3.56	52950*	52950-1
				<b>.375</b> 9.53	<b>.281</b> 7.14	<b>.746</b> 18.95	<b>.921</b> 23.39	<b>.170</b> 4.32	Red	<b>.200</b> 5.08	52950-2	52950-3	
				<b>.294</b> 7.47	<b>.281</b> 7.14	<b>.697</b> 17.70	<b>.920</b> 23.37	<b>.218</b> 5.54	Red	<b>.140</b> 3.56	53242-1*	53242-2	
				<b>.294</b> 7.47	<b>.281</b> 7.14	<b>.746</b> 18.95	<b>.969</b> 24.61	<b>.218</b> 5.54	Red	<b>.200</b> 5.08	53242-5	53242-6	
				<b>.406</b> 10.31	<b>.281</b> 7.14	<b>.697</b> 17.70	<b>.920</b> 23.37	<b>.218</b> 5.54	Red	<b>.140</b> 3.56	52951*	52951-1	
16-14 2,050-5,180 [1.04-2.62]	<b>.033</b> 0.84	6 M3.5	<b>.406</b> 10.31	<b>.281</b> 7.14	<b>.746</b> 18.95	<b>.969</b> 24.61	<b>.218</b> 5.54	Red	<b>.200</b> 5.08	—	52951-3		
			<b>.250</b> 6.35	<b>.250</b> 6.35	<b>.666</b> 16.92	<b>.811</b> 20.60	<b>.140</b> 3.56	Blue	<b>.170</b> 4.32	52955*	52955-1		
		<b>.250</b> 6.35	<b>.250</b> 6.35	<b>.715</b> 18.16	<b>.860</b> 21.84	<b>.140</b> 3.56	Blue	<b>.250</b> 6.35	52955-2	52955-3			
		<b>.250</b> 6.35	<b>.250</b> 6.35	<b>.715</b> 18.16	<b>.860</b> 21.84	<b>.140</b> 3.56	Blue	<b>.250</b> 6.35	52955-4 <sup>1</sup>	—			
		<b>.244</b> 6.20	<b>.281</b> 7.14	<b>.697</b> 17.70	<b>.872</b> 22.15	<b>.170</b> 4.32	Blue	<b>.170</b> 4.32	53244-1*	53244-2			
		<b>.244</b> 6.20	<b>.281</b> 7.14	<b>.746</b> 18.95	<b>.921</b> 23.39	<b>.170</b> 4.32	Blue	<b>.250</b> 6.35	—	53244-4			
8 M4	<b>.375</b> 9.53	<b>.281</b> 7.14	<b>.697</b> 17.70	<b>.872</b> 22.15	<b>.170</b> 4.32	Blue	<b>.170</b> 4.32	52956*	52956-1				
	<b>.375</b> 9.53	<b>.281</b> 7.14	<b>.746</b> 18.95	<b>.921</b> 23.39	<b>.170</b> 4.32	Blue	<b>.250</b> 6.35	52956-2*	52956-3				
	<b>.294</b> 7.47	<b>.281</b> 7.14	<b>.697</b> 17.70	<b>.920</b> 23.37	<b>.218</b> 5.54	Blue	<b>.170</b> 4.32	53245-1	53245-2				
	<b>.294</b> 7.47	<b>.281</b> 7.14	<b>.746</b> 18.95	<b>.969</b> 24.61	<b>.218</b> 5.54	Blue	<b>.250</b> 6.35	—	53245-6				
	<b>.406</b> 10.31	<b>.281</b> 7.14	<b>.697</b> 17.70	<b>.920</b> 23.37	<b>.218</b> 5.54	Blue	<b>.170</b> 4.32	52957*	52957-1				
	<b>.406</b> 10.31	<b>.281</b> 7.14	<b>.746</b> 18.95	<b>.969</b> 24.61	<b>.218</b> 5.54	Blue	<b>.250</b> 6.35	52957-2	52957-3				

\*Available in small packaging quantities.

<sup>1</sup>Terminal body plating— Gold per MIL-G-45204 over Nickel per QQ-N-290.

**Note:** "C" dimension applies from edge of metal wire barrel to center of stud hole.

PLASTI-GRIP



**PLASTI-GRIP** (Continued)

**Short Spring Spade  
Tongue Terminals**

(Continued)

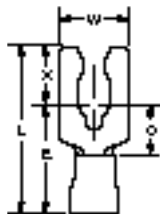
Wire Size Circular Mils [mm <sup>2</sup> ]	Tongue Material Thickness Max.	Stud Size	Dimensions					Terminal Insulation Color	Wire Insulation Diameter Max.	Part Numbers	
			W	C Min.	E Max.	L Max.	X			Loose Piece	Tape Mounted
12-10 5,180-13,100 [2.62-6.64]	.042 1.07	6 M3.5	.250 6.35	.174 4.42	.775 19.69	.959 24.36	.179 4.55	Yellow	.200 5.08	52961*	52961-1
			.250 6.35	.174 4.42	.775 19.69	.959 24.36	.179 4.55	Yellow	.250 6.35	53246-1*	53246-2
			.250 6.35	.174 4.42	.775 19.69	.959 24.36	.179 4.55	Yellow	.250 6.35	53246-3 <sup>1</sup>	—
		8 M4	.312 7.92	.276 7.01	.877 22.28	1.052 26.72	.170 4.32	Yellow	.250 6.35	53247-1*	53247-2
			.375 9.53	.276 7.01	.877 22.28	1.052 26.72	.170 4.32	Yellow	.200 5.08	52962*	52962-1
			.375 9.53	.276 7.01	.936 23.77	1.111 28.22	.170 4.32	Yellow	.300 7.62	52962-2	52962-3
		10	.312 7.92	.276 7.01	.877 22.28	1.100 27.94	.218 5.54	Yellow	.250 6.35	53248-1	53248-2
			.406 10.31	.276 7.01	.877 22.28	1.100 27.94	.218 5.54	Yellow	.200 5.08	52963	52963-1
			.406 10.31	.276 7.01	.877 22.28	1.100 27.94	.218 5.54	Yellow	.250 6.35	52963-2*	52963-3
			.406 10.31	.276 7.01	.936 23.77	1.159 29.44	.218 5.54	Yellow	.300 7.62	52963-4	52963-5

\*Available in small packaging quantities.

<sup>1</sup>Terminal body plating— Gold per MIL-G-45204 over Nickel per QQ-N-290.

Note: "C" dimension applies from edge of metal wire barrel to center of stud hole.

**Long Spring Spade  
Tongue Terminals**



**Material**

**Insulation**— Vinyl, UL 94V-0  
**Terminal Body**— Phosphor Bronze per ASTM B-139 for wire sizes 22 to 14 Brass per ASTM B-36 for wire sizes 12 to 10  
**Plating**— Tin per ASTM B-545

**Related Product Data**

**Insulation Color Code**— pg. 4  
**Insulation Packaging Quantities**— pg. 4  
**Performance Specifications**— pgs. 4 & 5  
**Application Tooling**— pg. 72

Wire Size Circular Mils [mm <sup>2</sup> ]	Tongue Material Thickness Max.	Stud Size	Dimensions					Terminal Insulation Color	Wire Insulation Diameter Max.	Part Numbers	
			W	C Min.	E Max.	L Max.	X			Loose Piece	Tape Mounted
22-16 509-3,260 [0.26-1.65]	.033 0.84	6 M3.5	.250 6.35	.238 6.05	.664 16.87	.945 24.00	.276 7.01	Red	.140 3.56	52453*	52453-1
		8 M4	.281 7.14	.270 6.86	.696 17.68	.991 25.17	.290 7.37	Red	.140 3.56	52454*	52454-1
		10	.343 8.71	.283 7.19	.709 18.01	1.017 25.83	.303 7.70	Red	.140 3.56	52455*	52455-1
16-14 2,050-5,180 [1.04-2.62]	.033 0.84	6 M3.5	.250 6.35	.238 6.05	.664 16.87	.945 24.00	.276 7.01	Blue	.170 4.32	52463*	52463-1
		8 M4	.281 7.14	.270 6.86	.696 17.68	.991 25.17	.290 7.37	Blue	.170 4.32	52464*	52464-1
		10	.343 8.71	.283 7.19	.709 18.01	1.017 25.83	.303 7.70	Blue	.170 4.32	52465*	52465-1
12-10 5,180-13,100 [2.62-6.64]	.042 1.07	8 M4	.375 9.53	.273 6.93	.874 22.20	1.174 29.82	.295 7.49	Yellow	.200 5.08	52474	52474-1
		10	.375 9.53	.305 7.75	.906 23.01	1.219 30.96	.308 7.82	Yellow	.200 5.08	52475	52475-1
			.375 9.53	.305 7.75	.965 24.51	1.278 32.46	.308 7.82	Yellow	.300 7.62	—	52475-3

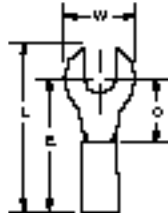
\*Available in small packaging quantities.

Note: "C" dimension applies from edge of metal wire barrel to center of stud hole.



**PLASTI-GRIP** (Continued)

**Slotted Ring  
Tongue Terminals**



**Material**

**Insulation** — Vinyl, UL 94V-0  
**Terminal Body** — Copper per ASTM B-152  
**Plating** — Tin per ASTM B-545

**Related Product Data**

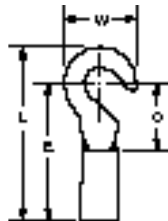
**Insulation Color Code** — pg. 4  
**Packaging Quantities** — pg. 4  
**Performance Specifications** — pgs. 4 & 5  
**Application Tooling** — pg. 72

Wire Size Circular Mils [mm <sup>2</sup> ]	Tongue Material Thickness Max.	Stud Size	Dimensions				Terminal Insulation Color	Wire Insulation Diameter Max.	Part Numbers	
			W	C Min.	E Max.	L Max.			Loose Piece	Tape Mounted
22-16 509-3,260 [0.26-1.65]	.033 0.84	6	.218	.156	.572	.658	Red	.125 3.18	34090	—
		M3.5	5.54	3.96	14.53	16.71				
		8	.281	.250	.666	.782	Red	.140 3.56	324184	2-324184-1
		M4	7.14	6.35	16.92	19.86				

**Note:** "C" dimension applies from edge of metal wire barrel to center of stud hole.

PLASTI-GRIP

**Hook Tongue  
Terminals**



**Material**

**Insulation** — Vinyl, UL 94V-0  
**Terminal Body** — Copper per ASTM B-152  
**Plating** — Tin per ASTM B-545

**Related Product Data**

**Insulation Color Code** — pg. 4  
**Packaging Quantities** — pg. 4  
**Performance Specifications** — pgs. 4 & 5  
**Application Tooling** — pg. 72

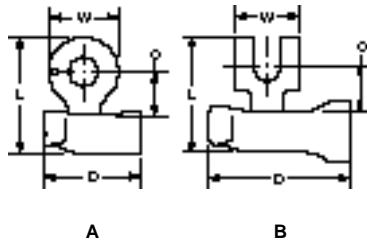
Wire Size Circular Mils [mm <sup>2</sup> ]	Tongue Material Thickness Max.	Stud Size	Dimensions				Terminal Insulation Color	Wire Insulation Diameter Max.	Part Numbers	
			W	C Min.	E Max.	L Max.			Loose Piece	Tape Mounted
16-14 2,050-5,180 [1.04-2.62]	.033 0.84	8	.343	.281	.697	.871	Blue	.170 4.32	320263	2-320263-1
		M4	8.71	7.14	17.70	22.12				

**Note:** "C" dimension applies from edge of metal wire barrel to center of stud hole.



**PLASTI-GRIP** (Continued)

**Flag Tongue Terminals**



**Material**

**Insulation** — Vinyl, UL 94V-0  
**Color** — Natural  
**Terminal Body** — Copper per ASTM B-152  
**Plating** — Tin per ASTM B-545

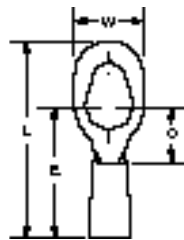
**Related Product Data**

**Insulation Color Code** — pg. 4  
**Packaging Quantities** — pg. 4  
**Performance Specifications** — pgs. 4 & 5  
**Application Tooling** — pg. 72

Wire Size Circular Mills [mm <sup>2</sup> ]	Tongue Material Thickness Max.	Style	Stud Size	Dimensions				Terminal Insulation Stripe Color	Wire Insulation Diameter Max.	Part Numbers	
				W	C Min.	L Max.	D Max.			Loose Piece	Tape Mounted
20-16HD <sup>1</sup> 810-3,260 [0.41-1.65]	.042 1.07	A	14	.500 12.70	.266 6.76	.749 19.02	.695 17.65	Green	.170 4.32	322307	
16-14 2,050-5,180 [1.04-2.62]	.033 0.84	B	10	.385 9.78	.272 6.91	.741 18.82	.695 17.65	Blue	.170 4.32	322834	
		A	14	.500 12.70	.266 6.76	.749 19.02	.695 17.65	Blue	.170 4.32	322310	
16-14HD <sup>1</sup> 2,050-5,180 [1.04-2.62]	.050 1.27	A	10	.500 12.70	.266 6.76	.810 20.57	.775 19.69	Black	.230 5.84	322312	
			14	.500 12.70	.266 6.76	.810 20.57	.775 19.69	Black	.230 5.84	322313	
12-10 5,180-13,100 [2.62-6.64]	.042 1.07	A	10	.500 12.70	.266 6.76	.812 20.62	.775 19.69	Yellow	.230 5.84	322315	
			14	.500 12.70	.266 6.76	.812 20.62	.775 19.69	Yellow	.230 5.84	322316	
			14	.500 12.70	.266 6.76	.812 20.62	.775 19.69	Yellow	.280 7.11	322395	

<sup>1</sup>Heavy Duty for extra mechanical strength.

**Multiple Stud Terminals**



**Material**

**Insulation** — Vinyl, UL 94V-0  
**Terminal Body** — Copper per ASTM B-152  
**Plating** — Tin per ASTM B-545

**Related Product Data**

**Insulation Color Code** — pg. 4  
**Packaging Quantities** — pg. 4  
**Performance Specifications** — pgs. 4 & 5  
**Application Tooling** — pg. 72

Wire Size Circular Mills [mm <sup>2</sup> ]	Tongue Material Thickness Max.	Stud Size	Dimensions				Terminal Insulation Color	Wire Insulation Diameter Max.	Part Numbers	
			W	C Min.	E Max.	L Max.			Loose Piece	Tape Mounted
22-16 509-3,260 [0.26-1.65]	.033 0.84	6-8-10	.325 8.26	.271 6.88	.691 17.55	.969 24.61	Red	.125 3.18	54774-1	54774-2
16-14 2,050-5,180 [1.04-2.62]	.033 0.84	6-8-10	.325 8.26	.271 6.88	.691 17.55	.969 24.61	Blue	.145 3.68	54775-1	54775-2

**Note:** "C" dimension applies from edge of metal wire barrel to center of stud hole.



**PLASTI-GRIP** (Continued)

**Butt Splices**



**Material**

**Insulation** — Vinyl, UL 94V-0  
**Splice Body** — Copper per ASTM B-152  
**Plating** — Tin per ASTM B-545

**Related Product Data**

**Insulation Color Code** — pg. 4  
**Packaging Quantities** — pg. 4  
**Performance Specifications** — pgs. 4 & 5  
**Application Tooling** — pg. 72

Wire Size Circular Mils <sup>1</sup> [mm <sup>2</sup> ]	Dimension L Max.	Splice Insulation Color	Wire Insulation Diameter Max.	Part Numbers	
				Loose Piece	Tape Mounted
26-22 202-810 [0.10-0.41]	.620 15.75	Yellow	.080 2.03	321026*†	2-321026-1†
22-18/16-14	1.065 27.05	Red/Blue Stripe	.170 / .115 6.86 / 2.92	696010-1	—
22-16 <sup>2</sup> 509-3,260 [0.26-1.65]	1.065 27.05	Red	.120 3.05	34067*	2-34067-1
	1.065 27.05	Red	.170 4.32	34243*	1-34243-1
	1.076 27.33	Natural w/ Red Letters	.120 3.05	324138*	—
	1.076 27.33	Red	.140 3.56	34070*	1-34070-1
	1.076 27.33	Natural w/ Red Stripes	.140 3.56	55792-1*	55792-2
	1.065 27.05	Red	.083 x .171 2.11 x 4.34	34203 <sup>3</sup> *	—
	16-14 2,050-5,180 [1.04-2.62]	.600 15.24	Blue	—	55629-2
1.065 27.05		Blue	.140 3.56	34068*	2-34068-1
1.065 27.05		Natural w/ Blue Letters	.140 3.56	328427*	—
1.065 27.05		Blue	.170 4.32	34071*	2-34071-1
1.065 27.05		Natural w/ Blue Stripes	.170 4.32	55785-1*	55785-2
1.065 27.05		Blue	.215 5.46	35244*	2-35244-1
1.105 28.07		Blue	.170 4.32	2-34071-2 <sup>4</sup>	2-34071-3 <sup>4</sup>
1.065 27.05		Blue	.135 x .245 3.43 x 6.22	34204 <sup>3</sup> *	1-34204-0
12-10 5,180-13,100 [2.62-6.64]	1.160 29.46	Yellow	.200 5.08	34069	—
	1.160 29.46	Yellow	.230 5.84	34072*	2-34072-2
	1.160 29.46	Natural w/ Yellow Stripes	.230 5.84	55793-1*	55793-2
	1.160 29.46	Yellow	.250 6.35	34945*	—
	1.160 29.46	Yellow	.300 7.62	326742	—
	1.200 30.48	Yellow	.250 6.35	2-34945-1 <sup>4</sup>	2-34945-2 <sup>4</sup>
	1.160 29.46	Yellow	.250 / .165 x .315 6.35 / 4.19 x 8.00	321286 <sup>5</sup> †	—
	1.160 29.46	Yellow	.138 x .281 3.51 x 7.14	34205 <sup>3</sup> *	—
8	1.340 34.04	Red	.250 6.35	696025-1	—
6	1.530 38.86	Blue	.330 8.38	696026-1	—

† Not UL or CSA Approved or Listed.

\* Available in small packaging quantities.

<sup>1</sup> When using two or more wires in either end of a butt splice, the combined cross sectional area must be within the (CMA) circular mil range listed. (Not UL or CSA Approved with use of multiple wires.)

<sup>2</sup> 22-16 splices are 22-18 range in accordance with MIL-T-7928.

<sup>3</sup> Oval expansion.

<sup>4</sup> Funnel entry

<sup>5</sup> Oval expansion at one end; circular expansion at other end.

PLASTI-GRIP



**PLASTI-GRIP** (Continued)

**Parallel Splices**



**Material**

**Insulation** — Vinyl, UL 94V-0  
**Splice Body** — Copper per ASTM B-152  
**Plating** — Tin per ASTM B-545

**Related Product Data**

**Insulation Color Code** — pg. 4  
**Packaging Quantities** — pg. 4  
**Performance Specifications** — pgs. 4 & 5  
**Application Tooling** — pg. 72

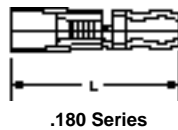
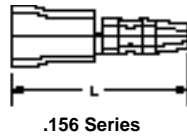
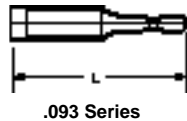
Wire Size Circular Mils <sup>1</sup> [mm <sup>2</sup> ]	Dimension L Max.	Splice Insulation Color	Wire Insulation Diameter Max.	Part Numbers Loose Piece
22-16 509-3,260 [0.26-1.65]	.760 19.30	Red	.120 3.05	34131*
	.760 19.30	Red	.140 3.56	34132*
16-14 2,050-5,180 [1.04-2.62]	.760 19.30	Blue	.140 3.56	34133*
	.760 19.30	Blue	.170 4.32	34134*
	.760 19.30	Blue	.135 x .245 3.43 x 6.22	34207**
12-10 5,180-13,100 [2.62-6.64]	.843 21.41	Yellow	.200 5.08	34135
	.870 22.10	Yellow	.230 5.84	34136*

\*Available in small packaging quantities.

<sup>1</sup>When using two or more wires in a parallel splice, the combined cross sectional area must be within the (CMA) circular mil area listed.

<sup>2</sup>Oval expansion.

**Shur-Plug**  
(.093, .156 and .180 Series)



**Material (.093 Series)**

**Insulation** — Vinyl, UL 94V-0  
**Terminal Body** — Brass per ASTM B-36

**Related Product Data**

**Insulation Color Code** — pg. 4  
**Packaging Quantities** — pg. 4  
**Performance Specifications** — pgs. 4 & 5  
**Application Tooling** — pg. 72

**Material (.156 & .180 Series)**

**Insulation** — Vinyl, UL 94V-0  
**Terminal Body** — Copper per ASTM B-152  
**Plating** — Tin per ASTM B-545

Wire Size Circular Mils [mm <sup>2</sup> ]	Tongue Material Thickness Max.	Series	Dimension L Max.	Terminal Insulation Color	Wire Insulation Diameter Max.	Part Numbers	
						Loose Piece	Tape Mounted
22-16 509-3,260 [0.26-1.65]	—	.093	.812 20.62	Red	.140 3.56	34178	—
16-14 2,050-5,180 [1.04-2.62]	.033 0.84	.156	.800 20.32	Blue	.170 4.32	324227* <sup>†</sup>	1-324227-0
		.180	.753 19.13	Blue	.170 4.32	324228* <sup>†</sup>	—

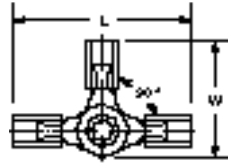
<sup>†</sup> Not UL or CSA Approved or Listed.

\*Available in small packaging quantities.



**PLASTI-GRIP** (Continued)

**3-Way Connector**



**Material**

**Insulation** — Vinyl, UL 94V-0  
**Terminal Body** — Copper per ASTM B-152  
**Rivet** — Brass per QQ-B-626  
**Plating** — Tin per ASTM B-545

**Related Product Data**

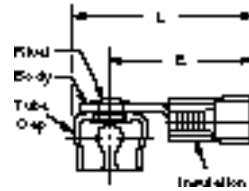
**Insulation Color Code** — pg. 4  
**Packaging Quantities** — pg. 4  
**Performance Specifications** — pgs. 4 & 5  
**Application Tooling** — pg. 72

Wire Size Circular Mils [mm <sup>2</sup> ]	Tongue Material Thickness Max.	Dimensions		Terminal Insulation Color	Wire Insulation Diameter Max.	Part Number Loose Piece
		W Max.	L Max.			
16-14 2,050-5,180 [1.04-2.62]	.033 0.84	.877 22.28	1.400 35.56	Blue	.145 3.68	34073*

\*Available in small packaging quantities.

PLASTI-GRIP

**.250 Tube Cap Assembly**



**Material**

**Insulation** — Vinyl, UL 94V-0  
**Terminal Body** — Copper per ASTM B-152  
**Plating** — Tin per ASTM B-545  
**Tube Cap** — Copper/Zinc alloy per MIL-C-50  
**Plating** — Tin per ASTM B-545  
**Rivet** — Brass  
**Plating** — Tin per ASTM B-545 over Copper

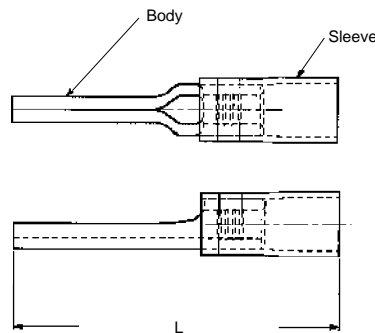
**Related Product Data**

**Insulation Color Code** — pg. 4  
**Packaging Quantities** — pg. 4  
**Performance Specifications** — pgs. 4 & 5  
**Application Tooling** — pg. 72

Wire Size Circular Mils [mm <sup>2</sup> ]	Tongue Material Thickness Max.	Dimensions		Terminal Insulation Color	Wire Insulation Diameter Max.	Part Number Loose Piece
		E Max.	L Max.			
22-16 509-3,260 [0.26-1.65]	.033 0.84	.666 16.92	.978 24.84	Black	.140 3.56	55137-1†

† Not UL or CSA Approved or Listed.

**Wire Pins**



Wire Size Circular Mils [mm <sup>2</sup> ]	Tab	Dimensions		Terminal Insulation Color	Wire Insulation Diameter Max.	Part Number
		Ins.	L Max.			
22-16	.070 1.78	.140 3.56	.943 23.95	Red	.145 3.68	696116-1 (Tape)
	.071 1.80	.135 3.43	.905 22.99	Red	.145 3.68	165167 (Loose Piece)