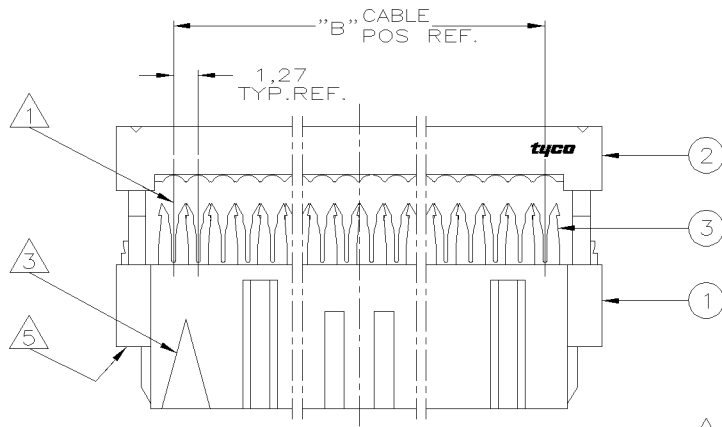
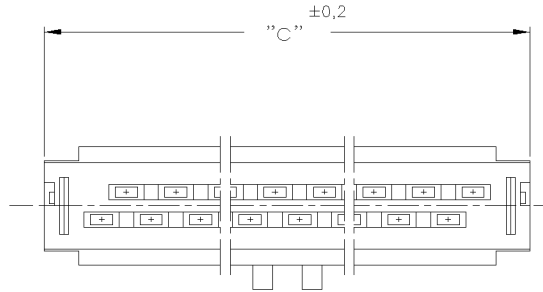
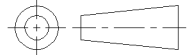


DO NOT SCALE

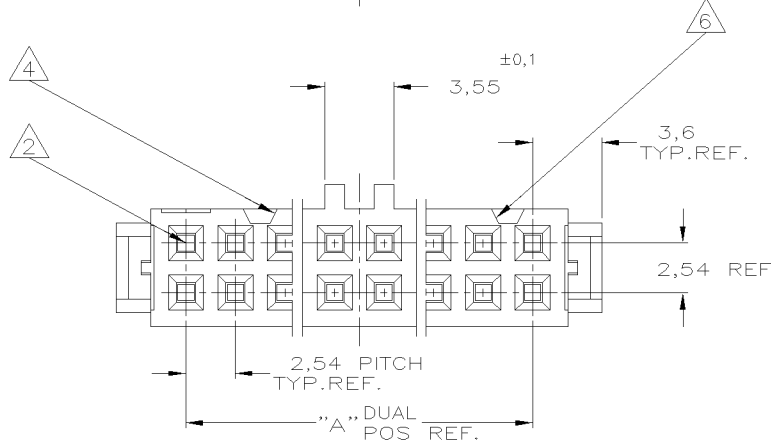
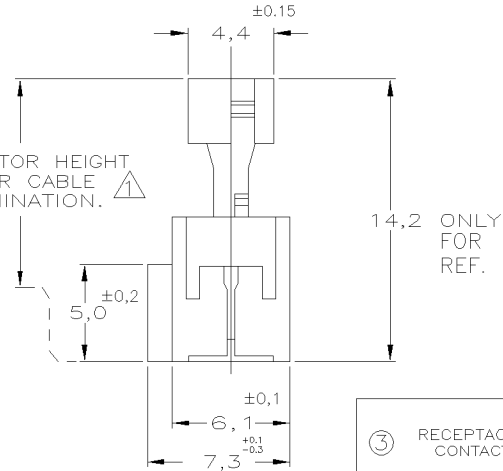
DIMENSIONS IN mm

METRIC

THIRD ANGLE  
PROJECTION



CONNECTOR HEIGHT  
AFTER CABLE  
TERMINATION.



NOTES:

- ① CONNECTOR IS DESIGNED FOR FLAT RIBBON CABLE ON 1,27 CENTERS .  
FOR CABLE REQUIREMENTS SEE AMP APPLICATION SPECIFICATION 114-19022.
- ② THESE RECEPTACLE CONNECTORS MATE WITH 0,64 <sup>10,05</sup> mm SQUARE OR ROUND POSTS  
ON 2,54mm GRID.
- ③ MARK INDICATING FIRST CABLE POSITION REFERRING TO CONTACT POSITION.
- ④ THERE IS NO POLARIZATION-SLOT AT THIS END IN 6, 10 AND 14 POS CONNECTORS.
- ⑤ THESE CONNECTORS CAN BE USED IN CONJUNCTION WITH STRAIN-RELIEF COVERS  
OF PARTNR: 100103.
- ⑥ THERE IS NO POLARIZATION-SLOT AT THIS END IN 6 POS CONNECTORS.
- ⑦ PRODUCT SPECIFICATION 108-19033.

DIM. "C"	"B" CABLE POS.	"A" DUAL POS.	PARTNUMBER	PART REV.
85,9	64	32	6-215882-4	E
80,8	60	30	6-215882-0	E
68,1	50	25	6-215882-0	E
60,5	44	22	4-215882-4	E
55,4	40	20	4-215882-0	E
47,8	34	17	3-215882-4	E
42,7	30	15	3-215882-0	E
37,6	26	13	2-215882-6	E
30,0	20	10	2-215882-0	E
24,9	16	8	1-215882-6	E
22,4	14	7	1-215882-4	E
17,3	10	5	1-215882-0	E
OBSOLETE	14,8	8	4-0-215882-8	C
12,2	6	3	0-215882-6	E
OBSOLETE	9,7	4	2-0-215882-4	C

COMPONENT NAME	MATERIAL	PLATING / COLOUR
③ RECEPTACLE CONTACT	PHOSPHORBRONZE Cu Sn6	AT CONTACT-PLACE: 0,8µm GOLD AT WIRING END: 2,5µm TIN ENTIRE UNDERCOATING: 1,27µm NICKEL
② COVER	THERMOPLASTIC POLYESTER GF UL 94 -V0	GREY RAL 7032 (ONLY FOR REF.)
① HOUSING		

CUSTOMER DRAWING				FOR REFERENCE ONLY WILL NOT BE UPDATED	
—	—	—	—	—	—
E5	ECR06-29576	A.V.	R.M.	15-12-06	© COPYRIGHT 19 — BY AMP HOLLAND B.V. ALL INTERNATIONAL RIGHTS RESERVED. AMP PRODUCTS MAY BE COVERED BY U.S. AND FOREIGN AND/OR PATENTS PENDING. THIS DRAWING IS UNPUBLISHED RELEASED FOR PUBLICATION —, 19 —
E4	ET00-0243-04	A.V.	R.M.	21-03-05	AMP ITALIA S.p.A Corso F.LLI Cervi, 15 COLLEGNO (TORINO)
E3	ET00-0159-04	A.V.	R.M.	13-07-04	
E2	ET00-0180-03	A.V.	R.M.	19-01-04	NAME AMP-LATCH_MIL-TYPE RECEPTACLE_CONNECTOR ASSEMBLY_(SYMMETRIC_COVER)
E1	ET00-0093-03	SS	—	23-05-03	
E	H-9454	JvdH	R.V.	10-01-92	
LTR:	REVISION RECORD	DR:	CHK:	DATE	
DR.:	W.R.VERBEEF	CHK.:	R.VERSTIJNEN	APP.:	LV.SOEST
DATE:	02-02-88	DATE:	03-02-88	DATE:	03-02-88
DWG.No.	C-215882	SIZE	A3	SHEET	1 OF 1
REV.LTR.	E5				

8 | 7 | 6 | 5 | 4 | 3 | 2 | 1