

Patch cable - VS-04-2X2X26C7/7-67B/SDA/5,0 - 1653922

Please be informed that the data shown in this PDF Document is generated from our Online Catalog. Please find the complete data in the user's documentation. Our General Terms of Use for Downloads are valid (<http://download.phoenixcontact.com>)



Assembled USB cable, shielded, color: RAL 5021 (water blue), PUR outer sheath, USB type B/IP67 on USB type A/standard, length: 5 m

Key commercial data

package_quantity	1
GTIN	4017918970253

Technical data

Mechanical characteristics

Number of positions	4
Shielded	Yes
Insertion/withdrawal cycles	≥ 500
Cable diameter	6.70 mm
Cable structure	2x2xAWG26/7 + 2xAWG20/19; S/FTP
Length of cable	5 m

Ambient conditions

Ambient temperature (operation)	-20 °C ... 60 °C (cable, fixed installation)
Ambient temperature (operation)	0 °C ... 50 °C (cable, flexible installation)
Ambient temperature (operation)	(Plug / socket)
Degree of protection	IP67/IP20

Material data

Housing material	PA
Sealing material	NBR
Material, O-ring	FPM
Outer sheath, material	PUR
External sheath, color	water blue RAL 5021

Electrical characteristics

Rated voltage (III/3)	125 V
Rated current	1 A
Transmission characteristics (category)	USB 2.0

Line characteristics

Cable type	FireWire
------------	----------

Patch cable - VS-04-2X2X26C7/7-67B/SDA/5,0 - 1653922

Technical data

Line characteristics

Cable structure	2x2xAWG26/7 + 2xAWG20/19; S/FTP
Conductor cross section	2x 2x 0.14 mm ² (signal line)
Conductor cross section	2x 0.5 mm ² (Power supply)
AWG signal line	26
Conductor structure signal line	7x 0.15 mm
AWG power supply	20
Conductor structure, voltage supply	19x 0.20 mm
Core diameter including insulation	≤ 1.05 mm (signal line)
Core diameter including insulation	nom. 1.4 mm (Power supply)
External cable diameter	6.7 mm
Wire colors	White-blue, white-orange, white, black
External sheath, color	water blue RAL 5021
Insulation resistance	5 GΩ*km
Conductor resistance	150 Ω/km
Transmission characteristics (category)	CAT7, for USB 2.0 (480 Mbps)
Working capacitance	42 pF (per meter)
Wave impedance	100 Ω ±5 % (At 100 MHz)
Signal speed	0.72 c
Signal runtime	4.6 ns/m
Shield attenuation	60 dB (Up to 1000 MHz)
Interference suppression	90 dB (Up to 1000 MHz)
Coupling resistance	5.00 mΩ/m (At 10 MHz)
Nominal voltage, cable	≤ 125 V
Test voltage, cable	1000 V
Twisted pairs	2 cores to the pair
Type of pair shielding	Aluminum-lined polyester foil
Overall twist	Two pairs and two power supply wires to the core
Shielding	Tinned copper braided shield
Outer sheath, material	PUR
Material conductor insulation	Cell PE (signal line)
Material conductor insulation	PVC (Power supply)
Conductor material	Bare Cu litz wires
Cable weight	59 kg/km
Minimum bending radius, fixed installation	5 x D
Minimum bending radius, flexible installation	5 x D
Tensile strength short-term/long-term	≤ 30 N
Special properties	Free of substances which would hinder coating with paint or varnish
Flame resistance	complying with IEC 60332-2-2
Resistance to oil	in accordance with EN 60811-2-1
Other resistance	Microbe resistance as per DIN VDE 0282
Other resistance	Hydrolysis resistance as per DIN 53504

Patch cable - VS-04-2X2X26C7/7-67B/SDA/5,0 - 1653922

Technical data

Line characteristics

Ambient temperature (operation)	-40 °C ... 70 °C (cable, fixed installation)
Ambient temperature (operation)	-10 °C ... 50 °C (cable, flexible installation)

classifications

eCl@ss

eCl@ss 4.0	27140816
eCl@ss 4.1	27260701
eCl@ss 5.0	27260701
eCl@ss 5.1	27260701
eCl@ss 6.0	27279218
eCl@ss 7.0	27279218
eCl@ss 8.0	27279218

ETIM

ETIM 2.0	EC000830
ETIM 3.0	EC001855
ETIM 4.0	EC001855
ETIM 5.0	EC001855

UNSPSC

UNSPSC 6.01	31261501
UNSPSC 7.0901	31261501
UNSPSC 11	31261501
UNSPSC 12.01	31261501
UNSPSC 13.2	31261501

accessories

Protective cover

VS-SCRJ-PC - 1653757



Patch cable - VS-04-2X2X26C7/7-67B/SDA/5,0 - 1653922

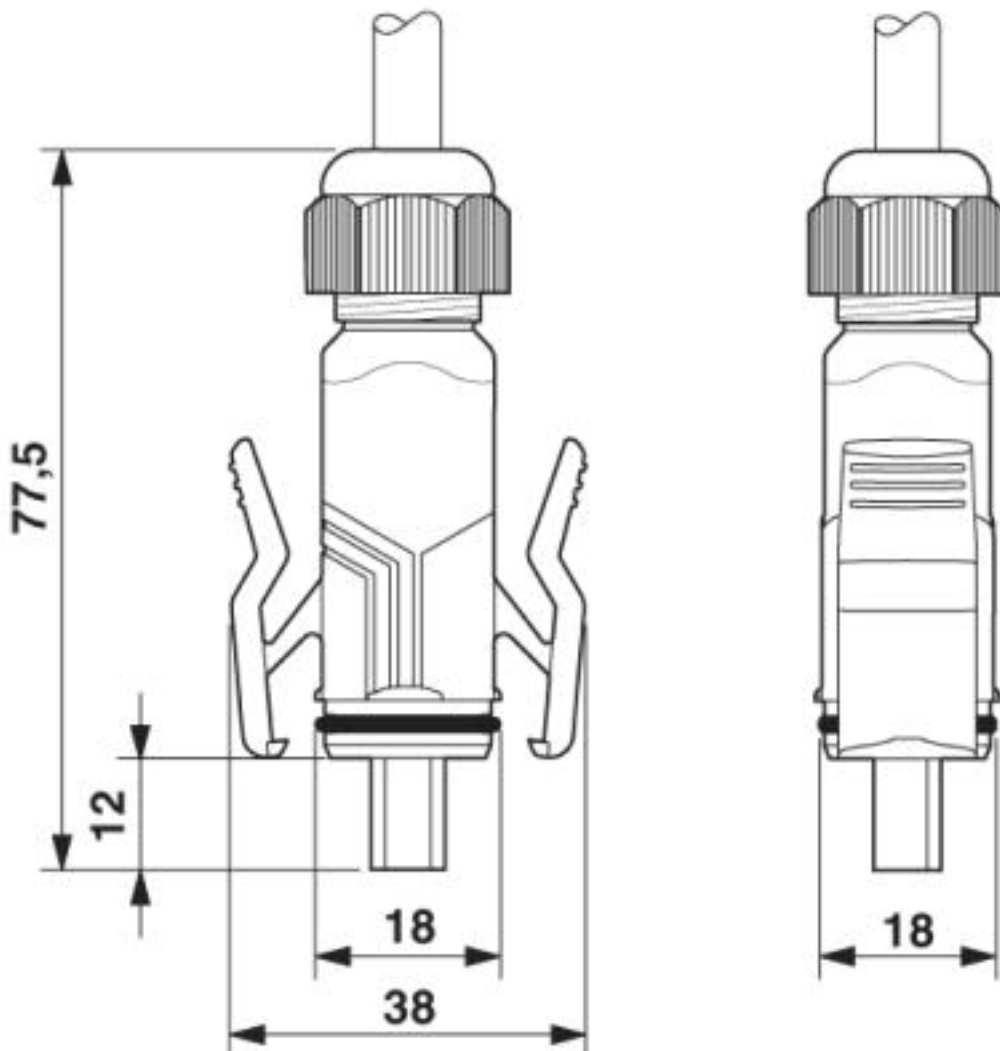
accessories

VS-ZBFM-8-SET - 0814775



Drawings

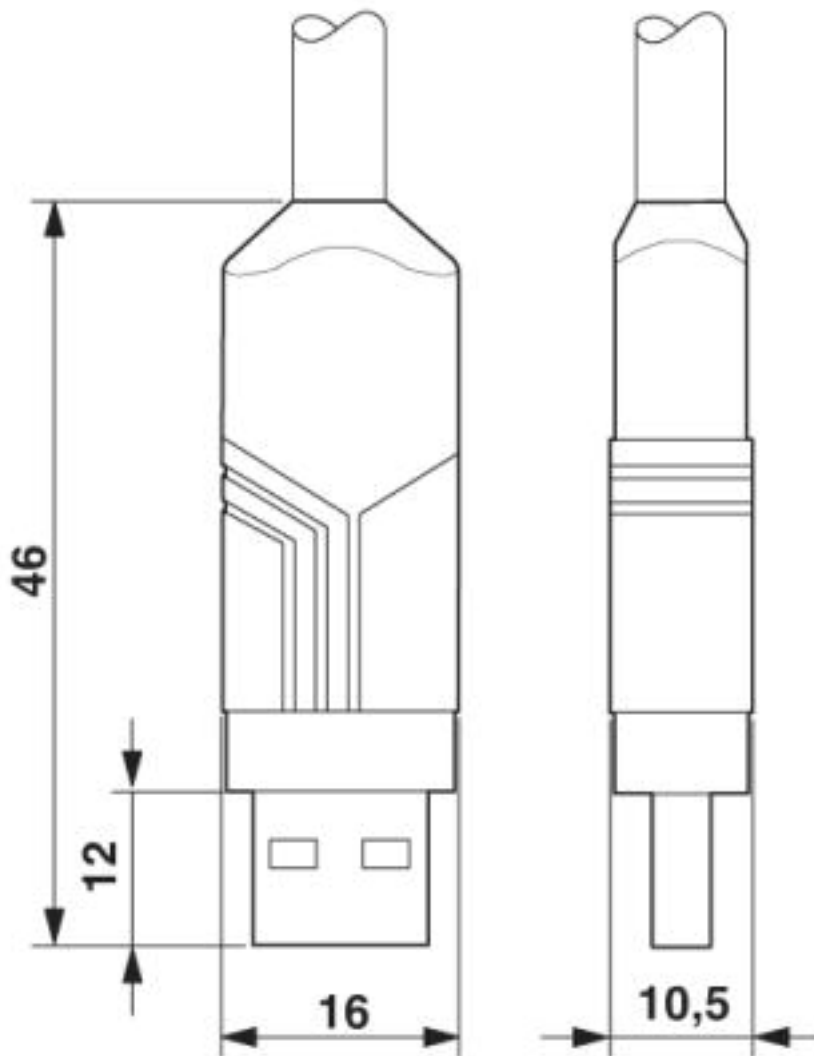
Dimensioned drawing



USB connector, type B, IP67

Patch cable - VS-04-2X2X26C7/7-67B/SDA/5,0 - 1653922

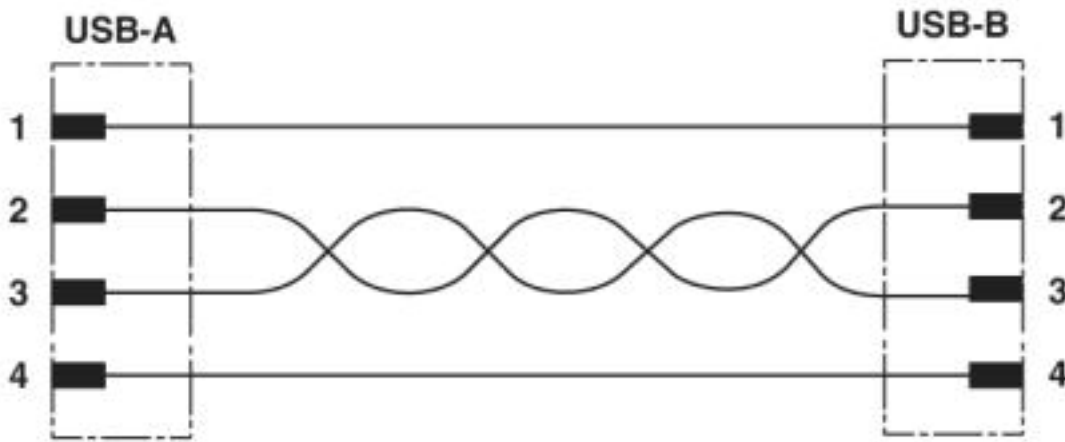
Dimensioned drawing



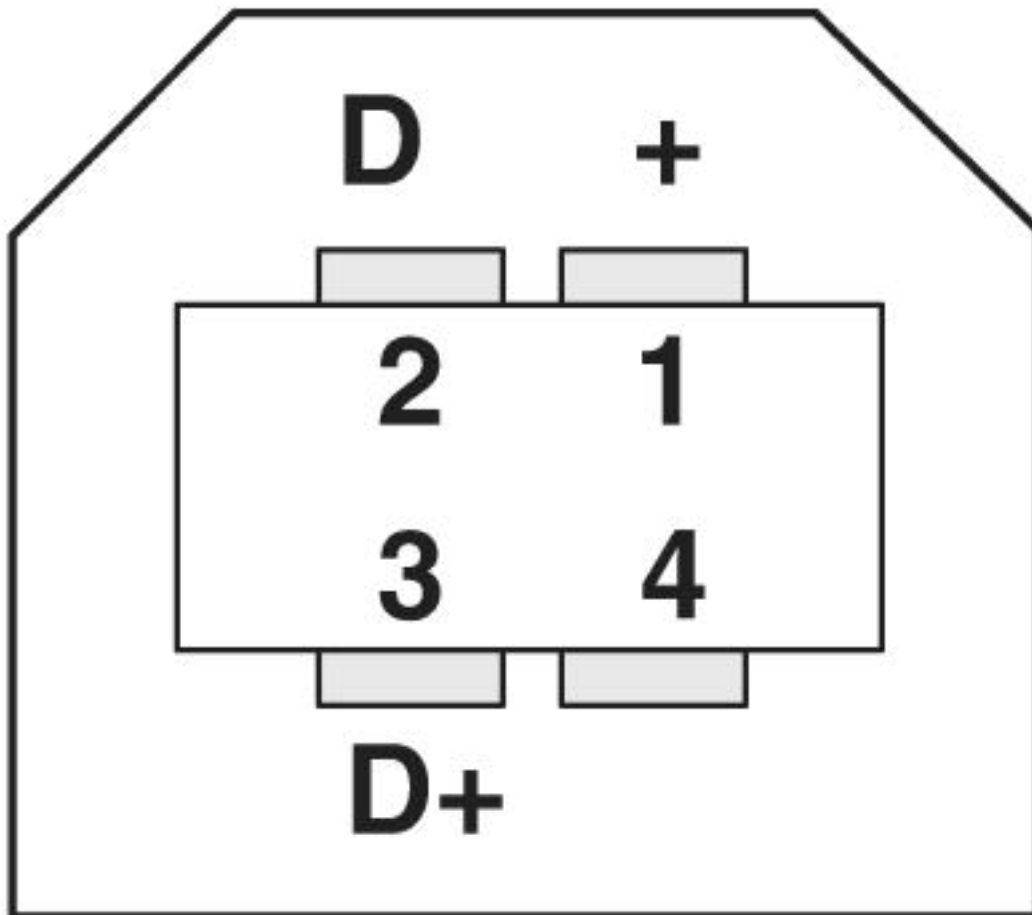
USB connector, type A, Standard

Patch cable - VS-04-2X2X26C7/7-67B/SDA/5,0 - 1653922

Circuit diagram



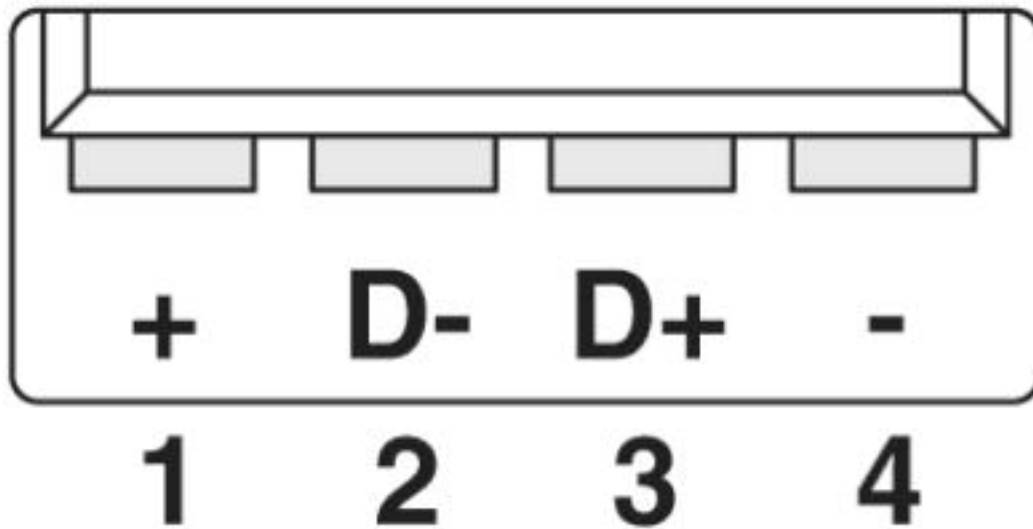
Schematic diagram



Plug pin assignment plug USB, type B

Patch cable - VS-04-2X2X26C7/7-67B/SDA/5,0 - 1653922

Schematic diagram



Pin assignment plug USB, type A

© Phoenix Contact 2013 - all rights reserved
<http://www.phoenixcontact.com>