

Network cable - VS-MSD-IP20-93E/1,0 - 1403498

Please be informed that the data shown in this PDF Document is generated from our Online Catalog. Please find the complete data in the user's documentation. Our General Terms of Use for Downloads are valid (<http://download.phoenixcontact.com>)



Assembled Ethernet cable, CAT5e, shielded, 2-pair, AWG 26, stranded (7-wire), RAL 5021 (aqua blue), M12 plug to RJ45 plug/IP20, line, length 1 m

Ethernet

Key commercial data

package_quantity	1
GTIN	4046356656184

Technical data

Dimensions

Length of cable	1 m
-----------------	-----

Ambient conditions

Degree of protection	IP20 (RJ45 connector)
Degree of protection	IP67 (M12 connector)

General data

Number of positions	4
Signal type/category	Ethernet CAT5 (IEC 11801:2002)
Signal type/category	Ethernet CAT5e (TIA 568B:2001)
Surge voltage category	I
Pollution degree	3

Characteristics head 1

Head design	Plug Straight M12 / IP67
No. of positions (pin connector pattern)	4
Coding	D (Data)
Color	Black
Material (component)	CuZn (Contact)
Material (component)	Ni/Au (Contact surface)
Material (component)	TPU GF (Contact carriers)
Material (component)	TPU, hardly inflammable, self-extinguishing (Grip)
Material (component)	Zinc die-cast, nickel-plated (Screw connection)
Shielded	Yes
Insertion/withdrawal cycles	≥ 100

Network cable - VS-MSD-IP20-93E/1,0 - 1403498

Technical data

Characteristics head 1

Torque	0.4 Nm
Ambient temperature (operation)	-25 °C ... 90 °C

Characteristics head 2

Head design	Plug Straight RJ45 / IP20
No. of positions (pin connector pattern)	4 (8)
Color	Gray
Material (component)	CuSn (Contact)
Material (component)	Ni/Au (Contact surface)
Material (component)	PC (Contact carriers)
Material (component)	PA (Housing)
Shielded	Yes
Insertion/withdrawal cycles	≥ 750
Ambient temperature (operation)	-40 °C ... 60 °C

Cable

Cable type	Ethernet
Cable type (abbreviation)	93E
UL AWM style	20963 (80°C/30 V)
Signal type/category	Ethernet CAT5 (IEC 11801:2002)
Signal type/category	Ethernet CAT5e (TIA 568B:2001)
Cable structure	2x2xAWG26/7; SF/UTP
Conductor cross section	2x 2x 0.14 mm ²
AWG signal line	26
Conductor structure signal line	7x 0.16 mm
Core diameter including insulation	0.98 mm
Wire colors	white/orange-orange, white/green-green
Twisted pairs	2 cores to the pair
Overall twist	Two pairs with two fillers to the core
Shielding	Aluminum-coated foil, tinned copper braided shield
Optical shield covering	70 %
External sheath, color	water blue RAL 5021
External cable diameter D	6.4 mm ± 0.2 mm
Minimum bending radius, fixed installation	4 x D
Minimum bending radius, flexible installation	8 x D
Tensile strength short-term/long-term	≤ 80N
Cable weight	42 kg/km
Outer sheath, material	PUR
Material conductor insulation	Foamed PE
Conductor material	Bare Cu litz wires
Insulation resistance	≥ 500 MΩ*km (at 20 °C)
Conductor resistance	≤ 290 Ω/km (at 20 °C)

Network cable - VS-MSD-IP20-93E/1,0 - 1403498

Technical data

Cable

Working capacitance	45 nF (At 1 kHz)
Wave impedance	100 Ω ± 5 Ω (At 100 MHz)
Signal runtime	5.3 ns/m
Nominal voltage, cable	≤ 100 V
Nominal voltage, cable	300 V (Outer cable sheath)
Test voltage Core/Core	700 V (50 Hz, 1 min.)
Test voltage Core/Shield	700 V (50 Hz, 1 min.)
Flame resistance	IEC 60332-1-2
Halogen-free	According to IEC 60754-1
Resistance to oil	in accordance with DIN EN 60811-2-1
Ambient temperature (operation)	-40 °C ... 80 °C (cable, fixed installation)
Ambient temperature (operation)	-20 °C ... 80 °C (cable, flexible installation)
Ambient temperature (installation)	-20 °C ... 80 °C
Ambient temperature (storage/transport)	-20 °C ... 80 °C

classifications

eCl@ss

eCl@ss 4.0	27060306
eCl@ss 4.1	27060306
eCl@ss 5.0	27061801
eCl@ss 5.1	27061801
eCl@ss 6.0	27061801
eCl@ss 7.0	27061801
eCl@ss 8.0	27061801

ETIM

ETIM 4.0	EC000830
ETIM 5.0	EC000830

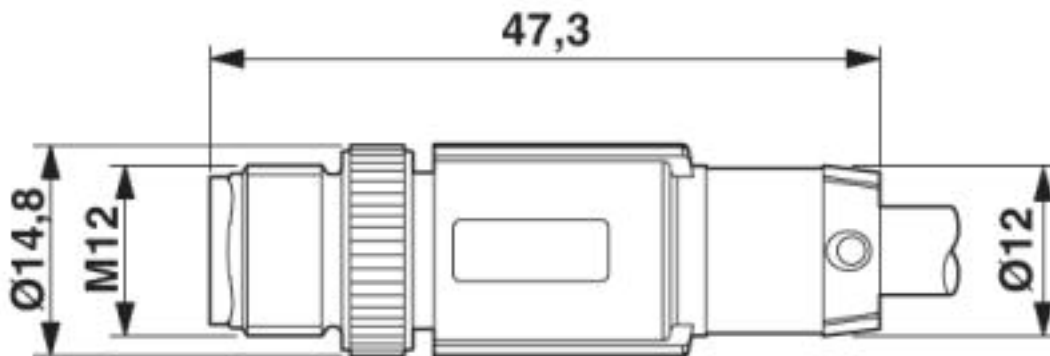
UNSPSC

UNSPSC 6.01	26121609
UNSPSC 7.0901	26121609
UNSPSC 11	26121609
UNSPSC 12.01	26121609
UNSPSC 13.2	26121609

Drawings

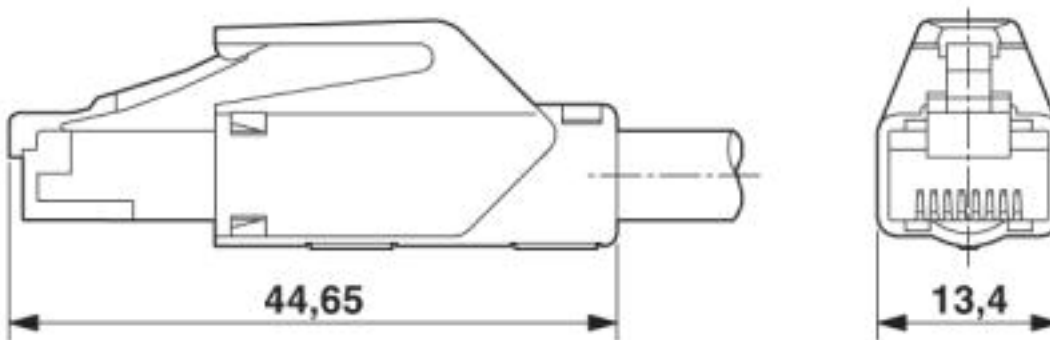
Network cable - VS-MSD-IP20-93E/1,0 - 1403498

Dimensioned drawing



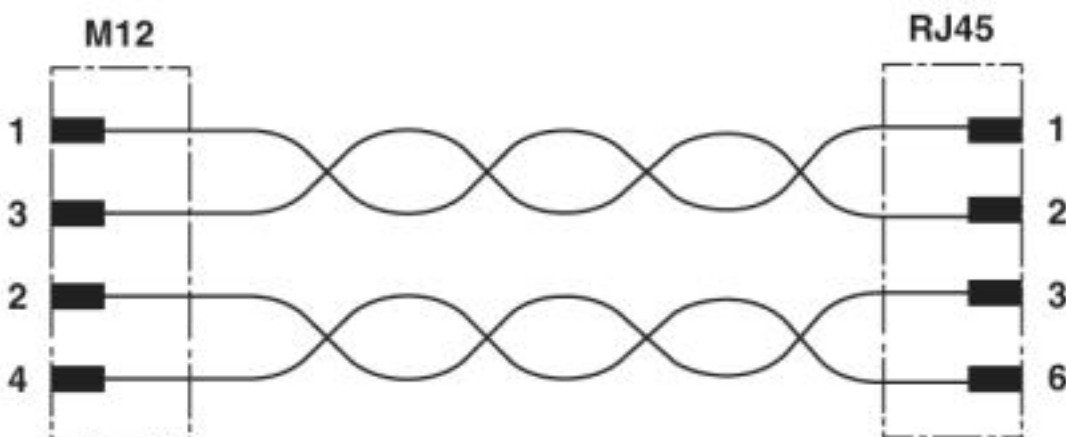
Plug, M12 x 1, straight, shielded

Dimensioned drawing



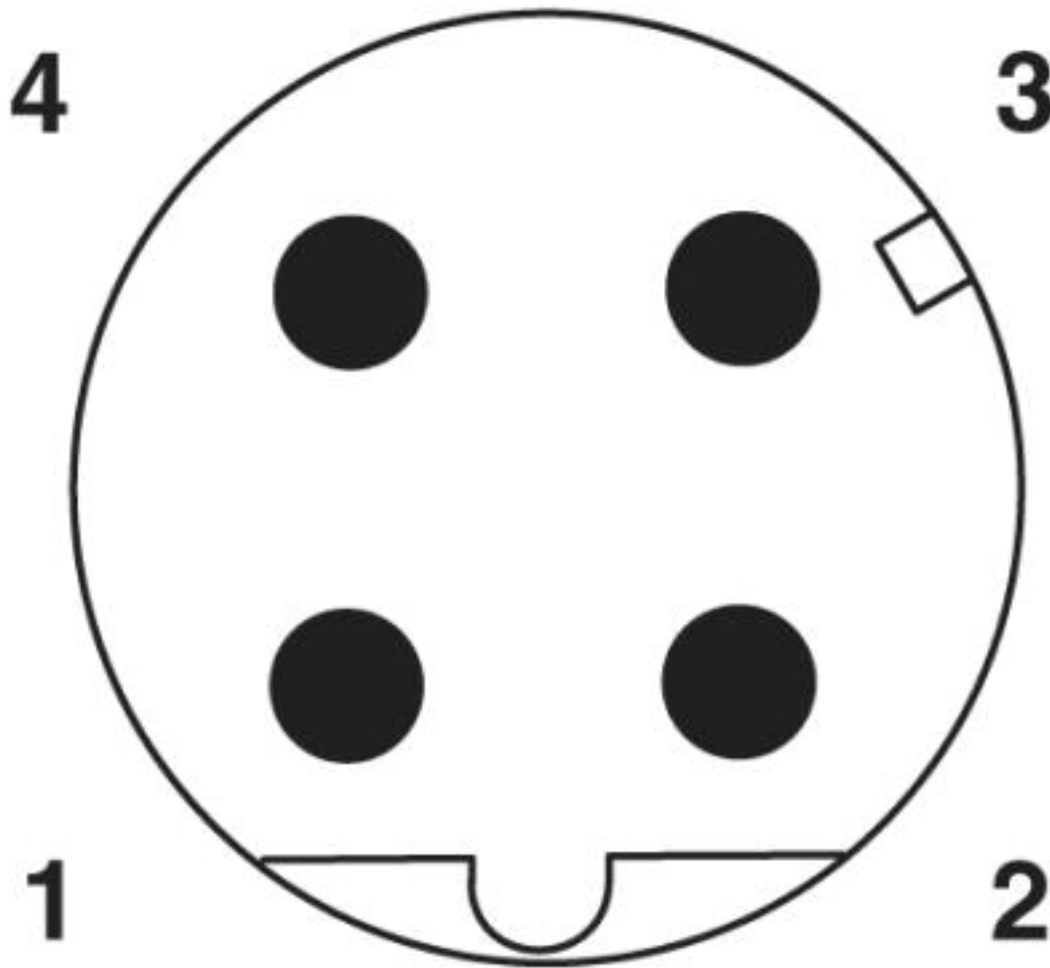
RJ45 connector, IP20

Circuit diagram



Network cable - VS-MSD-IP20-93E/1,0 - 1403498

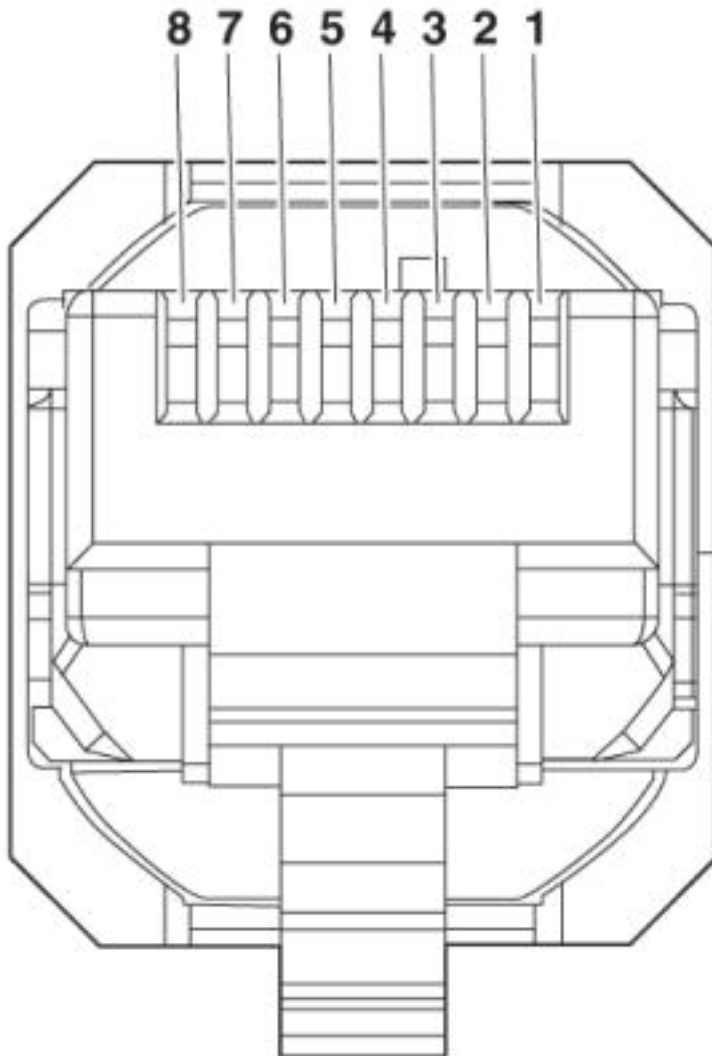
Schematic diagram



Pin assignment M12 male connector, 4-pos., D-coded, male side

Network cable - VS-MSD-IP20-93E/1,0 - 1403498

Schematic diagram



Connector pin assignment plug RJ45

Network cable - VS-MSD-IP20-93E/1,0 - 1403498

Cable cross section



Ethernet [93E]

© Phoenix Contact 2013 - all rights reserved
<http://www.phoenixcontact.com>