

Interface module - FLKM-D25 SUB/S/ZFKDS - 2303006

Please be informed that the data shown in this PDF Document is generated from our Online Catalog. Please find the complete data in the user's documentation. Our General Terms of Use for Downloads are valid (<http://download.phoenixcontact.com>)



Standard 1:1 D-SUB module, with spring-cage connection and D-SUB pin strip, no. of positions 25

The illustration shows the version FLKM-D37 SUB/S/ZFKDS

Product Features

- 9 to 50-pos.
- Spring-cage connection technology
- According to IEC 60807-2
- 1:1 connection



Key commercial data

package_quantity	1
GTIN	4017918943974

Technical data

Dimensions

Width	78.8 mm
Height	77 mm
Depth	52 mm

Ambient conditions

Ambient temperature (operation)	-20 °C ... 50 °C
Ambient temperature (storage/transport)	-20 °C ... 70 °C

General

Nominal voltage U_N	125 V AC/DC
Max. current carrying capacity per branch	2.5 A
Max. current carrying capacity per branch	1.5 A (with even load on all branches)
Number of positions	25
Mounting position	Any
Standards/regulations	IEC 60664
Standards/regulations	DIN EN 50178
Standards/regulations	IEC 62103

Interface module - FLKM-D25 SUB/S/ZFKDS - 2303006

Technical data

General

Pollution degree	2
Surge voltage category	II
Rated surge voltage	1.2 kV
Rated insulation voltage	125 V

Connection data for connection 1

Connection name	PCB connection
Connection method	Spring-cage connection
Conductor cross section solid min.	0.2 mm ²
Conductor cross section solid max.	4 mm ²
Conductor cross section stranded min.	0.2 mm ²
Conductor cross section stranded max.	2.5 mm ²
Conductor cross section AWG/kcmil min.	24
Conductor cross section AWG/kcmil max	12

Connection data for connection 2

Connection name	D-SUB connection
Connection method	D-SUB pin strip
Number of positions	25

classifications

eCl@ss

eCl@ss 4.0	27250313
eCl@ss 4.1	27250313
eCl@ss 5.0	27250313
eCl@ss 5.1	27250313
eCl@ss 6.0	27242608
eCl@ss 7.0	27141152
eCl@ss 8.0	27141152

ETIM

ETIM 2.0	EC001434
ETIM 3.0	EC001604
ETIM 4.0	EC001604
ETIM 5.0	EC002780

UNSPSC




UNSPSC 6.01	30211824
UNSPSC 7.0901	39121421
UNSPSC 11	39121421
UNSPSC 12.01	39121421
UNSPSC 13.2	39121421

Interface module - FLKM-D25 SUB/S/ZFKDS - 2303006

approvals

UL Recognized / cUL Recognized / cULus Recognized /

Approval details



accessories

System cable

CABLE-D25SUB/B/S/ 50/KONFEK/S - 2302120



CABLE-D25SUB/B/S/100/KONFEK/S - 2302133



CABLE-D25SUB/B/S/150/KONFEK/S - 2302146



Interface module - FLKM-D25 SUB/S/ZFKDS - 2303006

accessories

CABLE-D25SUB/B/S/200/KONFEK/S - 2302159



CABLE-D25SUB/B/S/300/KONFEK/S - 2302162



CABLE-D25SUB/B/S/400/KONFEK/S - 2302175



CABLE-D25SUB/B/S/600/KONFEK/S - 2302188



CABLE D-SUB-S/.../.../... - 2302340



CABLE D-SUB-B-B-S/.../.../... - 2302421



Interface module - FLKM-D25 SUB/S/ZFKDS - 2303006

accessories

CABLE-D-25SUB/F/OE/0,25/S/0,5M - 2926153



CABLE-D-25SUB/F/OE/0,25/S/1,0M - 2926166



CABLE-D-25SUB/F/OE/0,25/S/1,5M - 2926179



CABLE-D-25SUB/F/OE/0,25/S/2,0M - 2926182



CABLE-D-25SUB/F/OE/0,25/S/3,0M - 2926195



Interface module - FLKM-D25 SUB/S/ZFKDS - 2303006

accessories

CABLE-D-25SUB/F/OE/0,25/S/4,0M - 2926205



CABLE-D-25SUB/F/OE/0,25/S/6,0M - 2926218

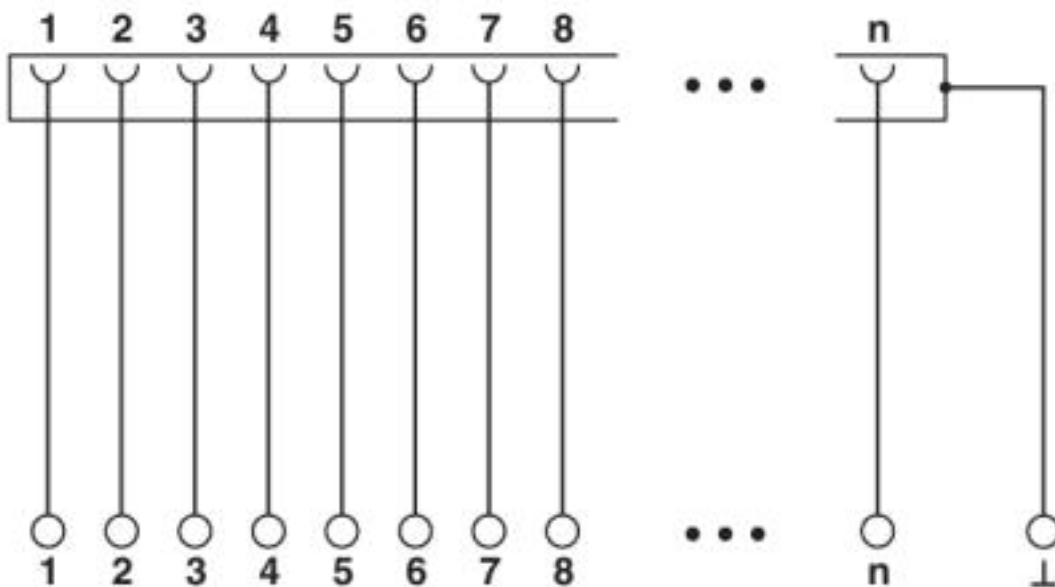


CABLE-D-25SUB-F-OE-0,25-S/... - 2900906



Drawings

Circuit diagram





© Phoenix Contact 2013 - all rights reserved
<http://www.phoenixcontact.com>