

FO converters - PSI-MOS-DNET CAN/FO 660/BM - 2708054

Please be informed that the data shown in this PDF Document is generated from our Online Catalog. Please find the complete data in the user's documentation. Our General Terms of Use for Downloads are valid (<http://download.phoenixcontact.com>)



FO converter with integrated optical diagnosis, for DeviceNet™, CAN, CANopen® to 800 kbps, basic module, interfaces: 1 x CAN, 1 x alarm, 1 x FO (FSMA), 660 nm, for polymer/HCS fiber cable

Product Features

- Data rates of up to 800 kbps, set via DIP switches
- Approved for use in zone 2
- Intrinsically safe fiber optic interface (Ex op is) for direct connection to devices in zone 1
- Integrated optical diagnostics for continuous monitoring of fiber optic paths
- High-quality electrical isolation between all interfaces (DeviceNet // fiber optic port // power supply // backplane)
- Integrated bus termination resistor can be connected internally
- Integrated backplane for routing through the supply voltage and data signals
- Connections can be plugged in using a COMBICON screw terminal block
- Floating switch contact in the basic module for leading alarm generation in relation to critical fiber optic paths



Key commercial data

package_quantity	1
GTIN	4017918943226

Technical data

Note:

Utilization restriction	EMC: class A product, see manufacturer's declaration in the download area
-------------------------	---

Dimensions

Width	22.5 mm
Height	99 mm
Depth	114.5 mm

Ambient conditions

Ambient temperature (operation)	-20 °C ... 60 °C
Ambient temperature (storage/transport)	-40 °C ... 85 °C
Permissible humidity (operation)	30 % ... 95 % (no condensation)
Altitude	5000 m (For restrictions see manufacturer's declaration)
Degree of protection	IP20

FO converters - PSI-MOS-DNET CAN/FO 660/BM - 2708054

Technical data

Ambient conditions

Noise immunity	EN 61000-6-2:2005
-----------------------	-------------------

Serial interface

Interface 1	CAN interface, in accordance with ISO/IS 11898 for DeviceNet, CAN, CANopen
Connection method	Pluggable screw connection
File format/coding	Bit stuffing, NRZ
Transmission medium	Copper
Transmission length	≤ 5000 m (Dependent on the data rate and the protocol used)
Termination resistor	120 Ω (Can be connected)
Serial transmission speed	≤ 800 kbps

Optical interface FO

Transmit capacity, minimum	-6.2 dBm (980/1000 μm)
Transmit capacity, minimum	-16.9 dBm (200/230 μm)
Minimum receiver sensitivity	-30.2 dBm
Wavelength	660 nm
Transmission length incl. 3 dB system reserve	100 m (With F-P 980/1000 230 dB/km with quick mounting connector)
Transmission length incl. 3 dB system reserve	800 m (With F-K 200/230 10 dB/km with quick mounting connector)
Transmission medium	Polymer fiber
Connection method	F-SMA

Fault warning output

Maximum switching voltage	60 V DC
Maximum switching voltage	42 V AC
Limiting continuous current	0.46 A

Power supply

Supply voltage range	10 V DC ... 30 V DC (via pluggable COMBICON screw terminal block)
Max. current consumption	100 mA
Typical current consumption	100 mA (24 V DC)
Connection method	Pluggable COMBICON screw terminal block through basic module

General

Bit distortion, input	± 35 % (permitted)
Bit distortion, output	< 6.25 %
Electrical isolation	(VCC // CAN)
Test voltage data interface/power supply	1.5 kV _{rms} (50 Hz, 1 min.)
Electromagnetic compatibility	Conformance with EMC Directive 2004/108/EC
Noise emission	EN 55011
Housing material	PA 6.6-FR
Color	green

FO converters - PSI-MOS-DNET CAN/FO 660/BM - 2708054

Technical data

General

MTBF	409 Years (Telcordia standard, 25°C temperature, 21% operating cycle (5 days a week, 8 hours a day))
MTBF	82 Years (Telcordia standard, 40°C temperature, 34.25% operating cycle (5 days a week, 12 hours a day))
Conformance	CE-compliant
ATEX	# II 3 G Ex nAC IIC T4 X
ATEX	# II (2) GD [Ex op is] IIC (PTB 06 ATEX 2042 U)
UL, USA / Canada	Class I, Zone 2, AEx nc IIC T5
UL, USA / Canada	Class I, Div. 2, Groups A, B, C, D

classifications

eCl@ss

eCl@ss 4.0	27230207
eCl@ss 4.1	27230207
eCl@ss 5.0	27230207
eCl@ss 5.1	27230207
eCl@ss 6.0	27230207
eCl@ss 7.0	27230207
eCl@ss 8.0	27230207

ETIM

ETIM 2.0	EC001423
ETIM 3.0	EC001423
ETIM 4.0	EC001423
ETIM 5.0	EC001423

UNSPSC

UNSPSC 6.01	30211506
UNSPSC 7.0901	39121008
UNSPSC 11	39121008
UNSPSC 12.01	39121008
UNSPSC 13.2	43201553

approvals

ATEX / UL Listed / UL Recognized / cUL Recognized / cULus Recognized /



Approval details



FO converters - PSI-MOS-DNET CAN/FO 660/BM - 2708054

approvals

Nominal voltage UN	
Nominal current IN	
mm ² /AWG/kcmil	



accessories

Connector set

PSM-SET-FSMA/4-KT - 2799720



PSM-SET-FSMA/4-HCS - 2799487



Data cable by the meter

FO converters - PSI-MOS-DNET CAN/FO 660/BM - 2708054

accessories

PSM-LWL-KDHEAVY-980/1000 - 2744319



PSM-LWL-RUGGED-980/1000 - 2744322



PSM-LWL-RUGGED-FLEX-980/1000 - 2744335



PSM-LWL-HCS-RUGGED-200/230 - 2799885



PSM-LWL-HCSO-200/230 - 2799445



SAC-5P-920/... - 1511504



FO converters - PSI-MOS-DNET CAN/FO 660/BM - 2708054

accessories

Assembly tool

PSM-POF-KONFTOOL - 2744131



PSM-HCS-KONFTOOL - 2799526



PSM-SET-FSMA-POLISH - 2799348



Measuring tools

PSM-FO-POWERMETER - 2799539



Adapter

PSM-SET-FSMA-LINK/2 - 2799416



FO converters - PSI-MOS-DNET CAN/FO 660/BM - 2708054

accessories

Data plug

SUBCON-PLUS-CAN - 2744694



SUBCON-PLUS-CAN/PG - 2708119



SUBCON-PLUS-CAN/AX - 2306566



SUBCON-PLUS-CAN/90/PG/M12 - 2902322

SUBCON-PLUS-CAN/90/M12 - 2902323

FO converters - PSI-MOS-DNET CAN/FO 660/BM - 2708054

accessories

SUBCON-PLUS-CAN/35/PG/M12 - 2902324

SUBCON-PLUS-CAN/35/M12 - 2902325

SUBCON-PLUS-CAN/AX/M12 - 2902326

SUBCON-PLUS-CAN - 2744694



SUBCON-PLUS-CAN/PG - 2708119



SUBCON-PLUS-CAN/AX - 2306566



FO converters - PSI-MOS-DNET CAN/FO 660/BM - 2708054

accessories

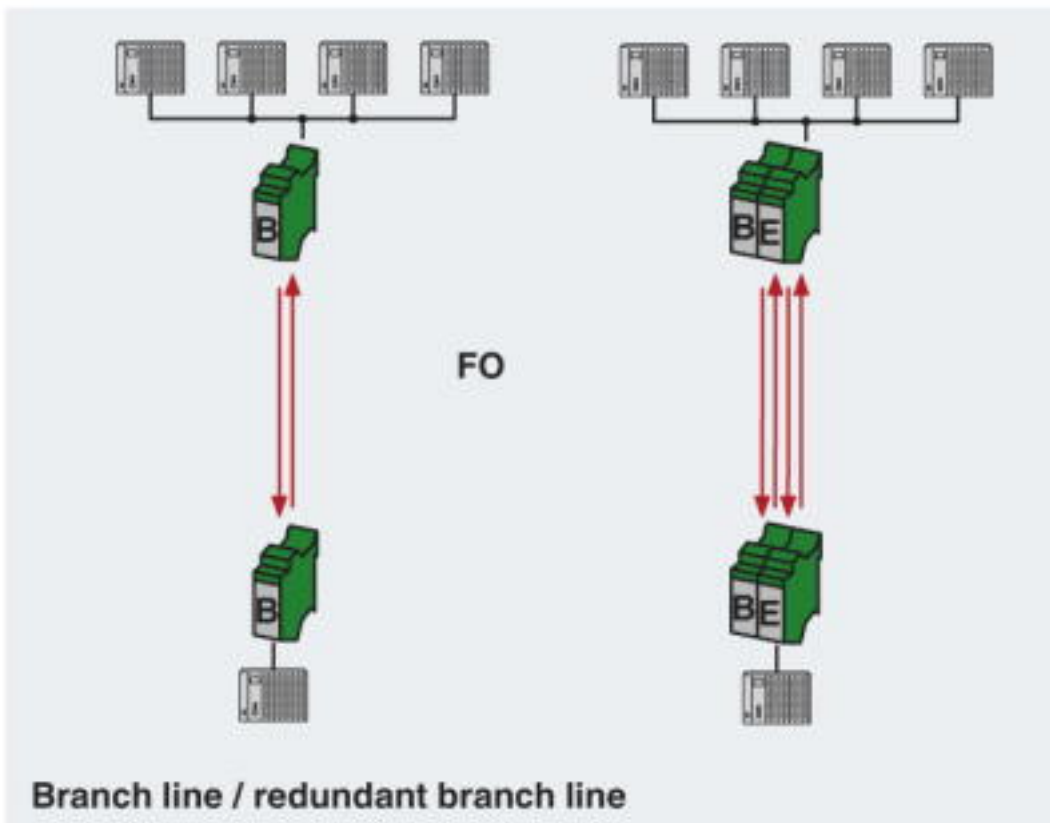
Screwdriver tools

SZS 0,4X2,5 VDE - 1205037



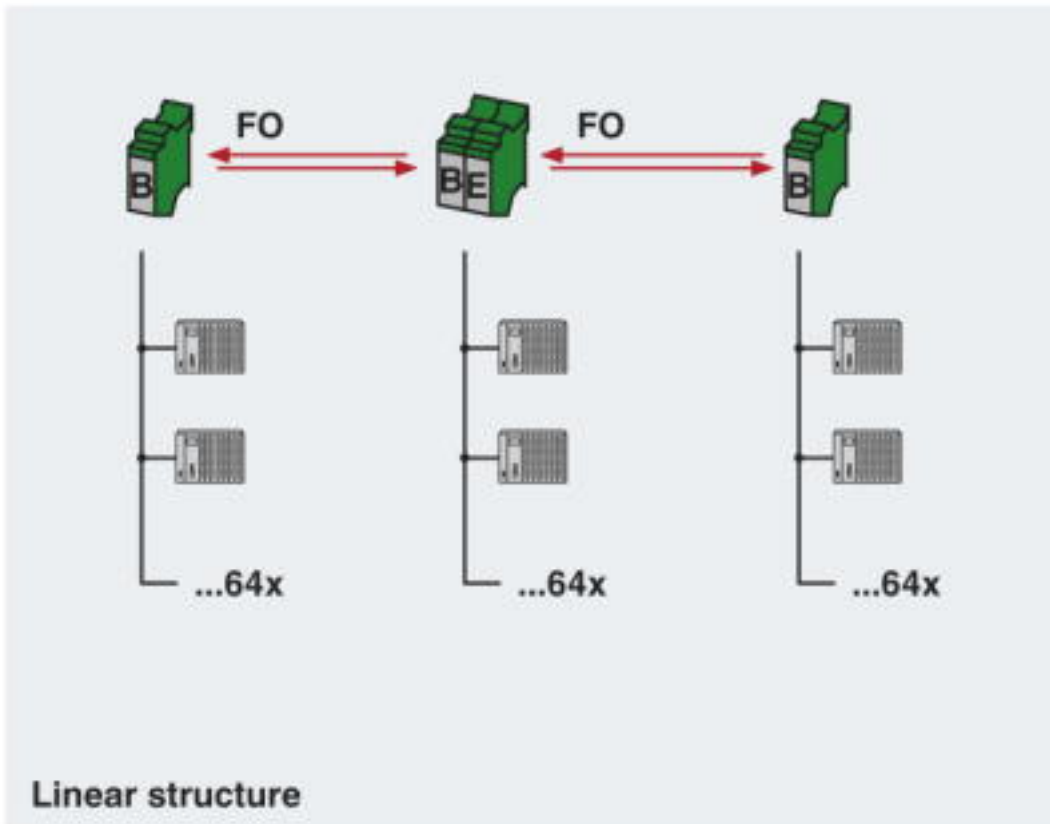
Drawings

Application drawing



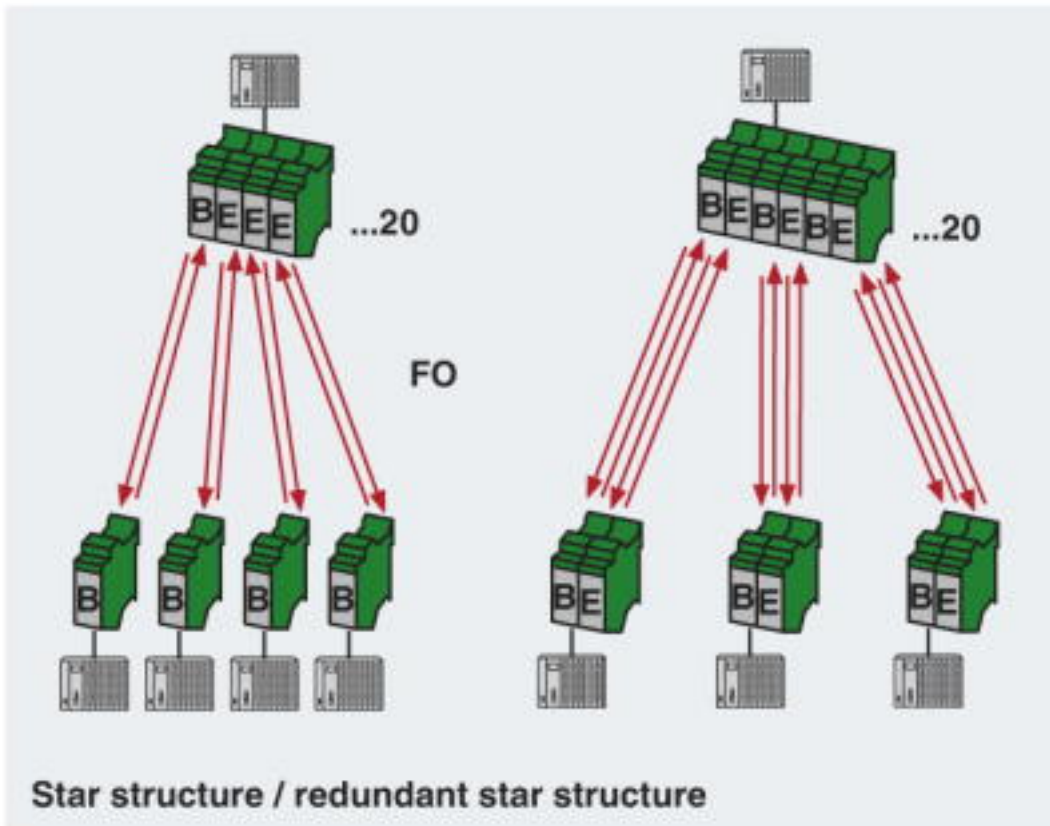
FO converters - PSI-MOS-DNET CAN/FO 660/BM - 2708054

Application drawing



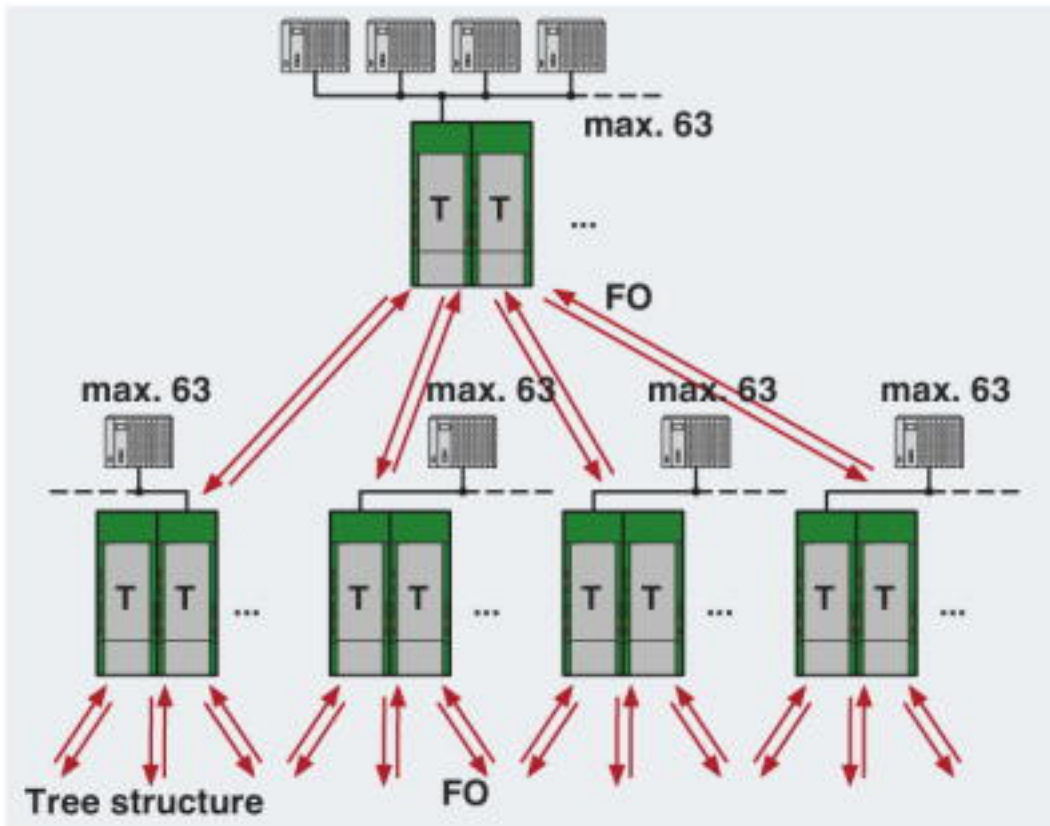
FO converters - PSI-MOS-DNET CAN/FO 660/BM - 2708054

Application drawing

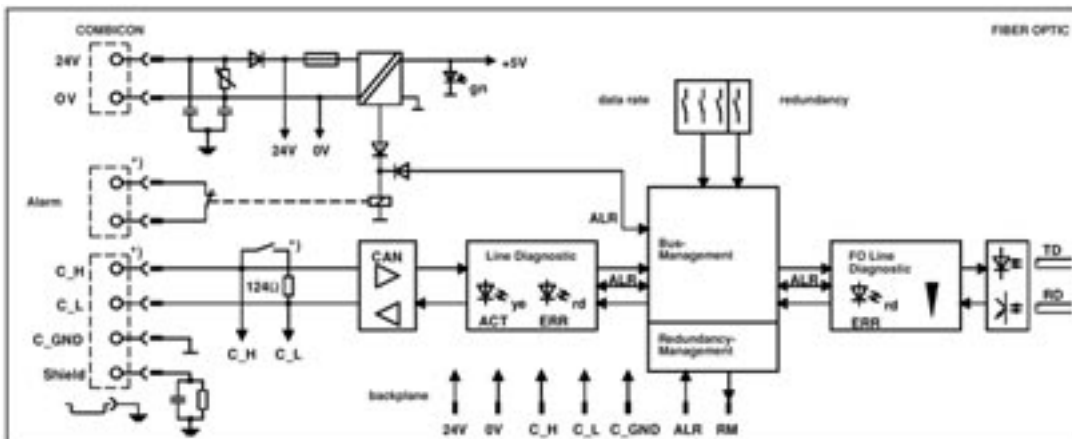


FO converters - PSI-MOS-DNET CAN/FO 660/BM - 2708054

Application drawing



Block diagram



*) Only in the basic module