

Solenoid driver - MACX MCR-EX-SL-SD-21-25-LP - 2865492

Please be informed that the data shown in this PDF Document is generated from our Online Catalog. Please find the complete data in the user's documentation. Our General Terms of Use for Downloads are valid (<http://download.phoenixcontact.com>)



Ex-i solenoid driver For controlling Ex-i solenoid valves, alarm modules or LEDs installed in Ex areas. Current limitation at 25 mA. For gases up to Group II C, loop-powered, electrical isolation, SIL 3.

Product Features

- ✓ Mechanically compatible with the DIN rail connector
- ✓ Various output characteristic curves compatible with standard solenoid valves
- ✓ Loop-powered: the required power is supplied via the control signal on the input side.
- ✓ Installation in zone 2, protection type "n" (EN 60079-15) permitted
- ✓ Up to SIL 3 according to EN 61508
- ✓ 2-way electrical isolation
- ✓ Output [Ex ia] IIC/[Ex ia] IIB
- ✓ 20
30 V DC input



Key commercial data

package_quantity	1
GTIN	4046356160551

Technical data

Dimensions

Width	12.5 mm
Height	99 mm
Depth	114.5 mm

Ambient conditions

Ambient temperature (operation)	-20 °C ... 60 °C (Any mounting position)
Ambient temperature (storage/transport)	-40 °C ... 80 °C
Maximum altitude	≤ 2000 m
Permissible humidity (operation)	10 % ... 95 % (no condensation)
Degree of protection	IP20

Output data

Output characteristic curve: Output resistor	641 Ω (Internal resistance R _i)
--	---

Solenoid driver - MACX MCR-EX-SL-SD-21-25-LP - 2865492

Technical data

Output data

Response time	20 ms
----------------------	-------

Compatible valves

Note	This is an extract of possible combinations of valves and solenoid drivers.
Compatible valve	Norgren Herion Coil 2080 / 2082
Compatible valve	Norgren Herion Coil 2081 / 2083
Compatible valve	Norgren Herion Coil 2084
Compatible valve	Hörbiger Piezo P8 38x RF-Nx-SPN65 30 V type
Compatible valve	Hörbiger Piezo P20 381RF-NG-CPN61 30 V type
Compatible valve	Samson Coil 3701-11 (6 V)
Compatible valve	Samson Coil 3701-12 (12 V)
Compatible valve	Samson Coil 3701-13 (24 V)
Compatible valve	Samson Coil 3963-11 (6 V)
Compatible valve	Samson Coil 3963-12 (12 V)
Compatible valve	Samson Coil 3963-13 (24 V)
Compatible valve	Samson Coil 3964-11 (6 V)
Compatible valve	Samson Coil 3964-12 (12 V)
Compatible valve	Samson Coil 3964-13 (24 V)
Compatible valve	Seitz Pilot valve PV 12F73 Ci oH
Compatible valve	Seitz Pilot valve PV 12F73 Xi oH
Compatible valve	Seitz Pilot valve PV 12F73 Xi oH-2

Power supply

Power consumption	< 1 W
--------------------------	-------

Connection data

Conductor cross section solid min.	0.2 mm ²
Conductor cross section solid max.	2.5 mm ²
Conductor cross section stranded min.	0.2 mm ²
Conductor cross section stranded max.	2.5 mm ²
Conductor cross section AWG/kcmil min.	24
Conductor cross section AWG/kcmil max	14
Stripping length	7 mm
Screw thread	M3
Connection method	Screw connection
Tightening torque, min	0.5 Nm
Tightening torque max	0.6 Nm

General

No. of channels	1
Maximum temperature coefficient	0.01 %/K
Status display	Yellow LED (switching state / status, lights up when output circuit is active)

Solenoid driver - MACX MCR-EX-SL-SD-21-25-LP - 2865492

Technical data

General

Inflammability class according to UL 94	V0
Pollution degree	2
Surge voltage category	II
Housing material	PA 66-FR
Color	green
Name	Output/input
Electrical isolation	375 V (Peak value in accordance with EN 60079-11)
Electrical isolation	300 V _{rms} (Rated insulation voltage (surge voltage category II; pollution degree 2, safe isolation as per EN 61010-1))
Electrical isolation	2.5 kV (50 Hz, 1 min., test voltage)
Conformance	CE-compliant, additionally EN 61326
ATEX	# II 3 G Ex nA IIC T4 Gc X
ATEX	# II (1) G [Ex ia Ga] IIC/IIB/IIA
ATEX	# II (1) D [Ex ia Da] IIIC
IECEX	[Ex ia Ga] IIC/IIB/IIA
IECEX	[Ex ia Da] IIIC
IECEX	Ex nA IIC T4 Gc X
UL, USA / Canada	Class I Div 2; IS for Class I, II, III Div 1
Functional safety (SIL)	SIL 3

Safety characteristic data

Integrity requirement	IEC 61508 - Low demand
Equipment type	Type A
Safety Integrity Level (SIL)	3
Safe Failure Fraction (SFF)	100 %
λ_{SU}	2.84×10^{-7} (284 FIT)
λ_{SD}	0
λ_{DU}	0
λ_{DD}	0
Probability of a hazardous failure on demand (PFD_{AVG})	0 (1 year)
Probability of a hazardous failure on demand (PFD_{AVG})	0 (5 years)
Probability of a hazardous failure on demand (PFD_{AVG})	0 (10 years)
Diagnostic coverage (DC)	(DC _S = 0%, DC _D = 0%)

Safety data

Input power P_i	(negligible)
Max. internal capacitance C_i	(negligible)
Max. output voltage U_o	25.1 V
Max. output current I_o	39 mA
Max. output power P_o	245 mW
Gas group	IIC
Max. external inductivity L_o	32 mH

Solenoid driver - MACX MCR-EX-SL-SD-21-25-LP - 2865492

Technical data

Safety data

Max. external capacity C_o	0.1 μ F
Gas group	IIB
Max. external inductivity L_o	133 mH
Max. external capacity C_o	0.8 μ F
Gas group	IIA
Max. external inductivity L_o	266 mH
Max. external capacity C_o	2.9 μ F
Safety-related maximum voltage U_m	253 V AC (125 V DC)

classifications

eCl@ss

eCl@ss 4.0	27210121
eCl@ss 4.1	27210121
eCl@ss 5.0	27210121
eCl@ss 5.1	27210121
eCl@ss 6.0	27210121
eCl@ss 7.0	27210121
eCl@ss 8.0	27210121

ETIM

ETIM 2.0	EC001430
ETIM 3.0	EC001599
ETIM 4.0	EC001599
ETIM 5.0	EC001599

UNSPSC

UNSPSC 6.01	30211506
UNSPSC 7.0901	39121008
UNSPSC 11	39121008
UNSPSC 12.01	39121008
UNSPSC 13.2	39121008

approvals






IECEX / UL Listed / cUL Listed / ATEX / IECEX / ATEX / cULus Listed / UL Listed / cUL Listed / Functional Safety / cULus Listed /

Approval details

IECEX

Solenoid driver - MACX MCR-EX-SL-SD-21-25-LP - 2865492

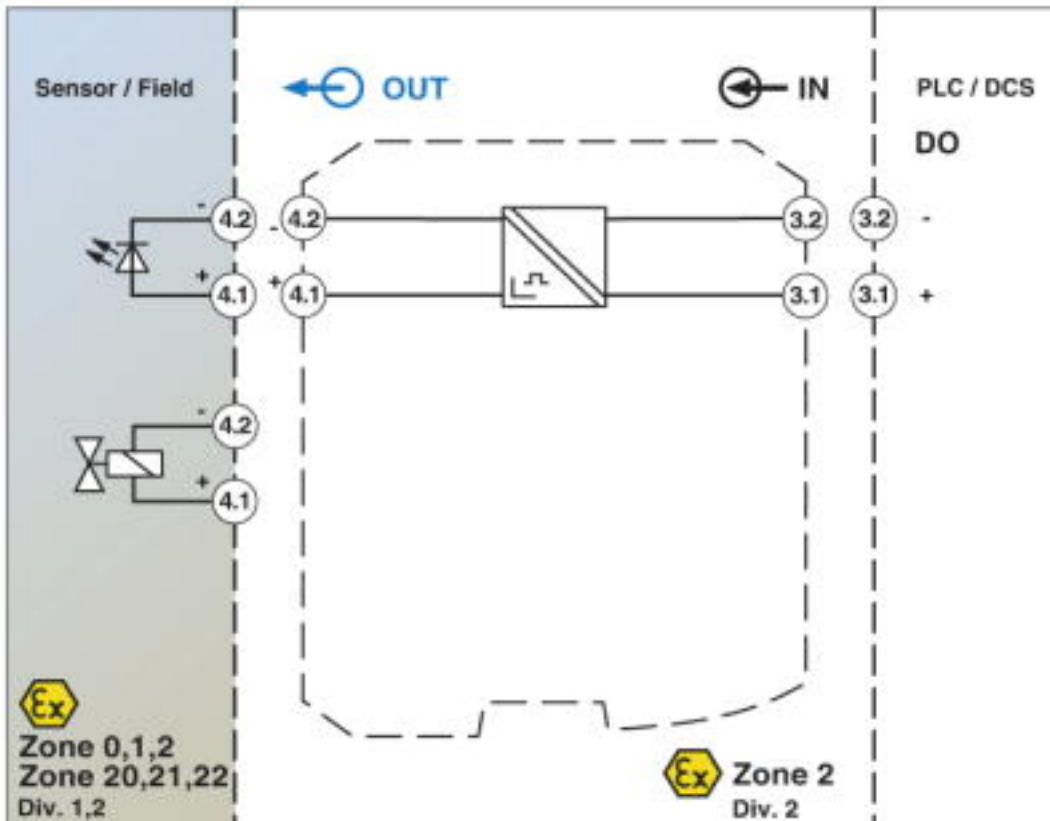
approvals



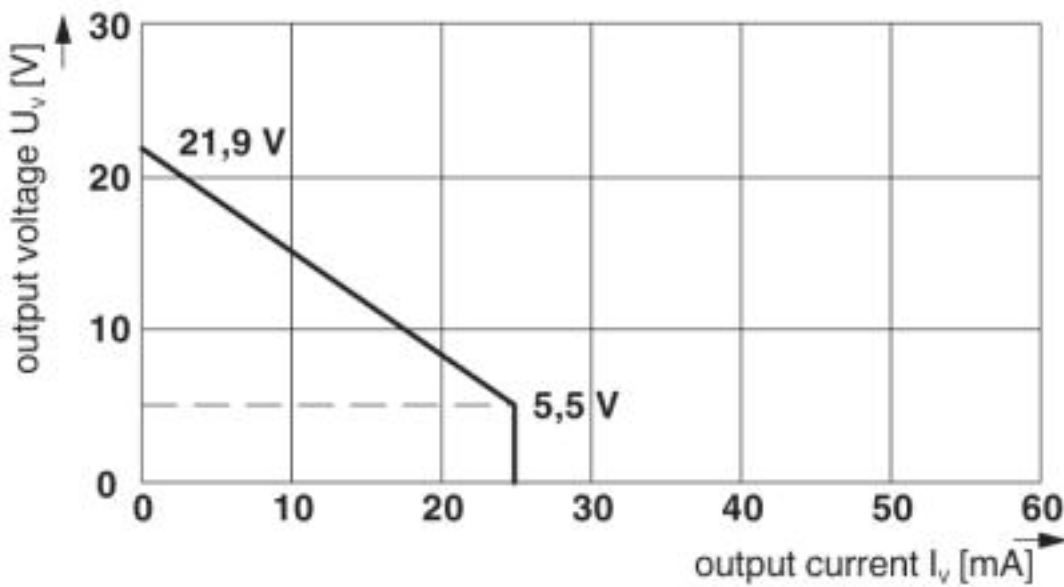
Drawings

Solenoid driver - MACX MCR-EX-SL-SD-21-25-LP - 2865492

Block diagram

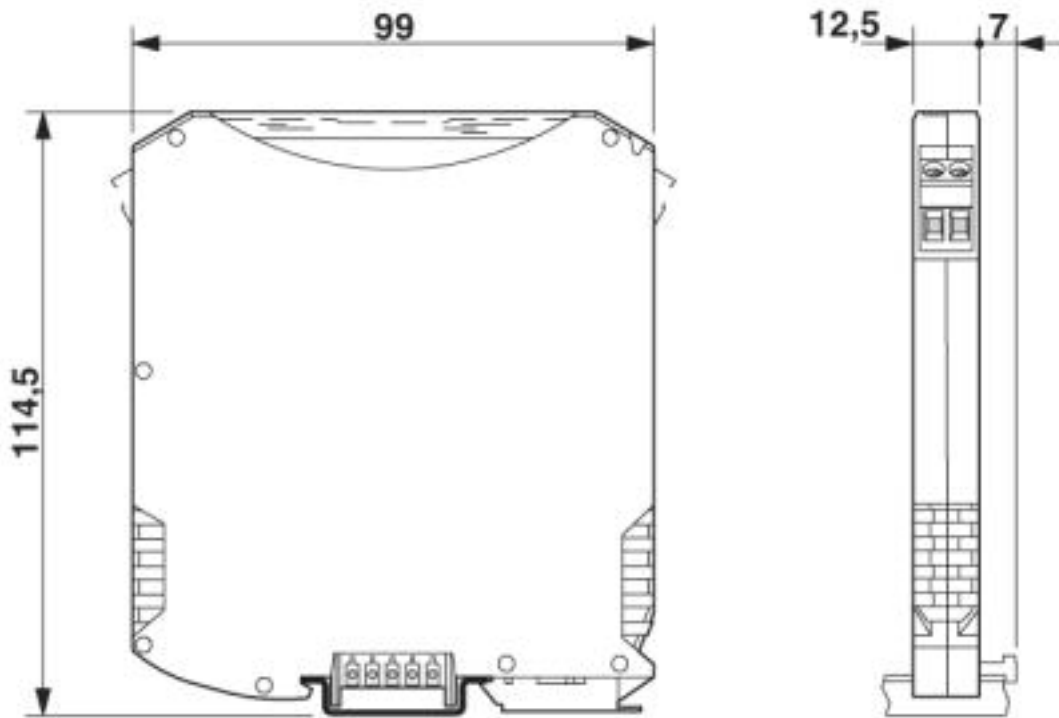


Diagram



Solenoid driver - MACX MCR-EX-SL-SD-21-25-LP - 2865492

Dimensioned drawing



© Phoenix Contact 2013 - all rights reserved
<http://www.phoenixcontact.com>