


Passive module - FLKM 50/KDS3-MT/PPA/S7-300 - 2304490

Please be informed that the data shown in this PDF Document is generated from our Online Catalog. Please find the complete data in the user's documentation. Our General Terms of Use for Downloads are valid (<http://download.phoenixcontact.com>)



VARIOFACE interface module for Siemens SIMATIC® S7-300, with SIMATIC®-specific labeling (1 - 40), knife disconnect terminal block and test connection, module width: 214 mm

Product Features

- Numerical labeling (1 - 40)
- Specifically for S7-300 (in conjunction with the FLKM 50-PA-S300 front adapter, Order No. 2294445)



Key commercial data

package_quantity	1
GTIN	4017918977795

Technical data

Dimensions

Width	214 mm
Height	77 mm
Depth	61 mm

Ambient conditions

Ambient temperature (operation)	-20 °C ... 50 °C
Ambient temperature (storage/transport)	-20 °C ... 70 °C

General

Nominal voltage U_N	60 V DC
Max. current carrying capacity per branch	1 A
Number of positions	50
Status display	No
Test voltage	500 V (50 Hz, 1 min.)
Test voltage contact/contact	500 V AC
Mounting position	Any
Assembly instructions	In rows with zero spacing
Standards/regulations	IEC 60664
Standards/regulations	DIN EN 50178
Standards/regulations	IEC 62103

Passive module - FLKM 50/KDS3-MT/PPA/S7-300 - 2304490

Technical data

General

Pollution degree	2
Surge voltage category	III
Rated surge voltage	0.8 kV

Connection data for connection 1

Connection name	Field level
Connection method	Screw connection with disconnect knife
Number of positions	40
Conductor cross section solid min.	0.2 mm ²
Conductor cross section solid max.	4 mm ²
Conductor cross section stranded min.	0.2 mm ²
Conductor cross section stranded max.	2.5 mm ²
Conductor cross section AWG/kcmil min.	24
Conductor cross section AWG/kcmil max	12
Stripping length	8 mm
Screw thread	M3

Connection data for connection 2

Connection name	Control system level
Number of connections	1
Connection method	IDC/FLK pin strip (2.54 mm)
Number of positions	50

Supported controller

Control	SIEMENS S7-300 / ET 200 M
- suitable I/O card	CPU 313C-2DP
- suitable I/O card	CPU 314C-2PtP
- suitable I/O card	6ES7 321-1BL00-0AA0
- suitable I/O card	6ES7 322-1BL00-0AA0
- suitable I/O card	6ES7 323-1BL00-0AA0
- suitable I/O card	6ES7 331-7NF00-0AB0
- suitable I/O card	6ES7 331-7PF01-0AB0
- suitable I/O card	6ES7 331-7PF11-0AB0
- suitable I/O card	6ES7 350-2AH01-0AE0
- suitable I/O card	6ES7 357-4AH01-0AE0
- suitable I/O card	CPU 314C-2DP
- suitable I/O card	6ES7 332-5HF00-0AB0
- suitable I/O card	6ES7 331-7NF10-0AB0
- suitable I/O card	6ES7 331-1KF01-0AB0
- suitable I/O card	CPU 313C
- suitable I/O card	CPU 313C-2PtP
Control	ALLEN-BRADLEY PLC 5
- suitable I/O card	1771 OBN

Passive module - FLKM 50/KDS3-MT/PPA/S7-300 - 2304490

Technical data

classifications

eCl@ss

eCl@ss 4.0	27250313
eCl@ss 4.1	27250313
eCl@ss 5.0	27250313
eCl@ss 5.1	27250313
eCl@ss 6.0	27371601
eCl@ss 7.0	27371601
eCl@ss 8.0	27371601

ETIM

ETIM 2.0	EC001437
ETIM 3.0	EC001437
ETIM 4.0	EC001437
ETIM 5.0	EC001437



UNSPSC

UNSPSC 6.01	30211824
UNSPSC 7.0901	39121421
UNSPSC 11	39121421
UNSPSC 12.01	39121421
UNSPSC 13.2	39121421

approvals

UL Listed / cUL Listed / cULus Listed /

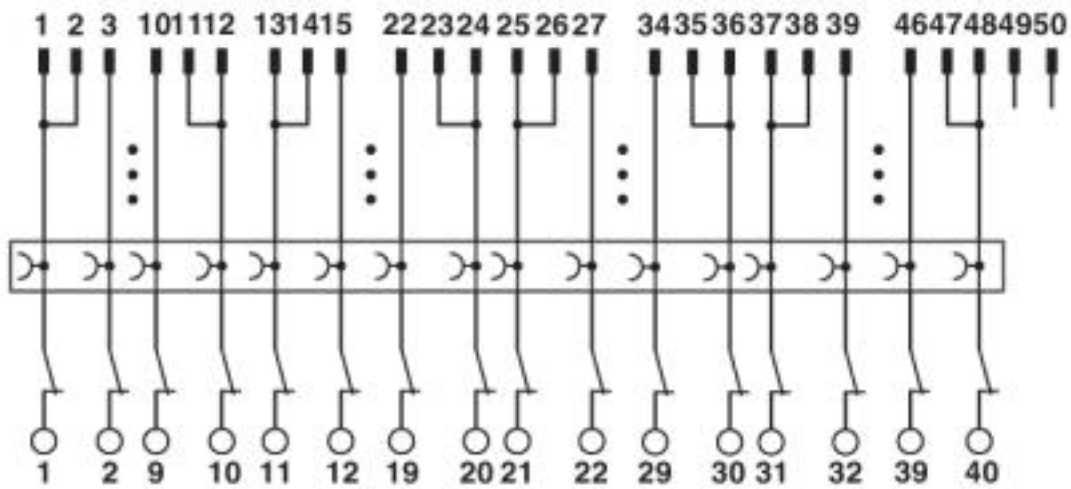
Approval details



Drawings

Passive module - FLKM 50/KDS3-MT/PPA/S7-300 - 2304490

Circuit diagram



FLKM 50/KDS3-MT/PPA/S7-300 connection scheme

© Phoenix Contact 2013 - all rights reserved
<http://www.phoenixcontact.com>