








# Mac Pro

Important Product  
Information Guide

This *Important Product Information Guide* contains use, safety, handling, disposal and recycling, regulatory, and software license information, as well as the limited warranty for your Mac Pro. Retain documentation for future reference.

For a downloadable version of the *Mac Pro Quick Start Guide* and the latest version of this *Important Product Information Guide*, visit [support.apple.com/manuals/macpro](http://support.apple.com/manuals/macpro).

## Port Information

	<b>Line out port</b> Connect Mac Pro to a receiver that has an optical audio input port using a TOSLINK cable, or connect to external accessories using an auxiliary cable with a standard 3.5 mm connector.
	<b>Headphone port</b> Connect headphones or headsets with a standard 3.5 mm connector.
	<b>Four high-speed USB 3.0 ports</b> Connect your iOS and other USB devices.
	<b>Six Thunderbolt 2 ports</b> Connect Thunderbolt-compatible devices for high-speed data transfer, or connect a display or video adapter that uses Thunderbolt or Mini DisplayPort.
	<b>Two Gigabit Ethernet ports</b> Connect to a high-speed 10/100/1000Base-T Ethernet network, connect a DSL or cable modem, or connect to another computer and transfer files.
HDMI	<b>HDMI port</b> Connect Mac Pro to the HDMI port of a high-definition TV using an HDMI cable.

## Important Safety and Handling Information



**WARNING:** Failure to follow these safety instructions could result in fire, electric shock, or other injury or damage to Mac Pro or other property. Read all safety information below before using Mac Pro.

**Proper handling** Handle your Mac Pro with care. It is made of metal, plastic, and sensitive electronic components. Operate your Mac Pro on a non-carpeted, solid, and stable work surface that allows for adequate air circulation under, above, and around the computer.

Do not place or store items on top of your Mac Pro.

**Water and wet locations** Keep your Mac Pro away from sources of liquid and/or humidity, such as drinks, washbasins, bathtubs, and shower stalls. Protect your Mac Pro from moisture, dampness or wet weather, such as rain, snow, and fog.

**Power** Unplug the power cord (by pulling the plug, not the cord) and disconnect all connected cables if any of the following conditions exist:

- You want to add memory or SSDs
- The power cord or plug becomes frayed or otherwise damaged
- You spill something into or onto the housing
- Your Mac Pro is exposed to rain or excess moisture
- Your Mac Pro has been dropped or the housing has been damaged
- You suspect that your Mac Pro needs service or repair
- You want to clean the housing (use only the recommended procedure described later in this document)

**Important:** The only way to turn off power completely is to unplug the power cord. Make sure at least one end of the power cord is within easy reach so that you can unplug your Mac Pro when you need to.

### Electrical rating

- **Voltage:** 100 to 240 V AC
- **Current:** 6 A, maximum
- **Frequency:** 50 to 60 Hz

**WARNING:** Your AC cord has a three-wire grounding plug (a plug that has a third grounding pin). This plug fits only a grounded AC outlet. If you are unable to insert the plug into a grounded AC outlet, contact a licensed electrician to replace it with a properly grounded AC outlet.

**Hearing loss** Listening to sound at high volumes may damage your hearing. Background noise, as well as continued exposure to high-volume levels, can make sounds seem quieter than they actually are. Use only compatible earbuds, headphones, or headsets with your Mac Pro. Turn on the audio and check the volume before inserting anything into your ear. For more information about hearing loss, see [www.apple.com/sound](http://www.apple.com/sound).

**WARNING:** The headphone port (🎧) and the line out port (🔊) are located next to each other. Plug your headphones only into the headphone port and not the line out port. If you plug your headphones into the line out port by mistake, the sound output will be unpleasantly or startlingly loud.

**Medical conditions** If you have a medical condition that you believe could be affected by using Mac Pro (for example, seizures, blackouts, eyestrain, or headaches), consult with your physician prior to using Mac Pro.

**High-consequence activities** This Mac Pro is not intended for use where the failure of the computer could lead to death, personal injury, or severe environmental damage.

**Operating environment** Operating your Mac Pro outside these ranges may affect performance:

*Operating temperature:* 50° to 95° F (10° to 35° C)

*Storage temperature:* -4° to 113° F (-20° to 45° C)

*Relative humidity:* 5% to 95% (noncondensing)

*Operating altitude:* 0 to 16,400 feet (0 to 5000 meters)

Do not operate your Mac Pro in areas with significant amounts of debris, dust, or ash from cigarettes, cigars, ashtrays, stoves, or fireplaces.

**Turning on your Mac Pro** Never plug in your Mac Pro unless all of its internal and external parts are in place. Operating your Mac Pro when parts are missing may be dangerous and may damage your Mac Pro.

**Carrying your Mac Pro** Before you lift or reposition your Mac Pro, verify that the enclosure release switch located next to the I/O panel is in the locked position. Shut down your Mac Pro and disconnect all cables and cords connected to it before carrying it. To lift your Mac Pro, hold it with one hand on the bottom.

**Using connectors and ports** Never force a connector into a port. When connecting a device, make sure the port is free of debris, that the connector matches the port, and that you have positioned the connector correctly in relation to the port.

**Storing your Mac Pro** If you are going to store your Mac Pro for an extended period of time, keep it in a cool location (ideally, -4° to 113° F or -20° to 45° C).

**Changing Memory and SSDs** The enclosure release should always be in the locked position except when removing the housing. When the housing is replaced after changing memory or the SSD, be sure to put the lock back in the locked position. Failure to do so may result in physical damage to your Mac Pro from falling because the case lock switch was not locked when Mac Pro was lifted using the top handle.

## Do Not Make Repairs Yourself

Don't open your Mac Pro except to install memory and solid state drives (SSD), and don't attempt to repair your Mac Pro by yourself. Your Mac Pro doesn't have any user-serviceable parts, except for memory and SSDs. Please follow instructions provided by Apple in memory and SSD kits. If your Mac Pro needs service, contact an Apple Authorized Service Provider or Apple for service.

If you open your Mac Pro or install items other than memory and SSDs, you risk damaging your equipment. Such damage isn't covered by the limited warranty on your Mac Pro. You can find more information about getting service at [www.apple.com/support/macpro/service/faq](http://www.apple.com/support/macpro/service/faq).

**WARNING:** Never push objects of any kind into this product through the ventilation openings in the housing. Doing so may be dangerous and damage your computer.

## Cleaning your Mac Pro

Follow these guidelines when cleaning the outside of your Mac Pro and its components:

- Shut down your Mac Pro and disconnect all cables.
- Use a damp, soft, lint-free cloth to clean the exterior of your Mac Pro. Avoid getting moisture in any openings. Do not spray liquid directly on your Mac Pro.
- Don't use aerosol sprays, solvents, or abrasives.

## Understanding Ergonomics

Here are some tips for setting up a healthy work environment.

### Keyboard

When you use the keyboard, your shoulders should be relaxed. Your upper arm and forearm should form an approximate right angle, with your wrist and hand in roughly a straight line.

Change hand positions often to avoid fatigue. Some computer users might develop discomfort in their hands, wrists, or arms after intensive work without breaks. If you begin to develop chronic pain or discomfort in your hands, wrists, or arms, consult a qualified health specialist.

### Mouse

Position the mouse at the same height as the keyboard and within a comfortable reach.

### Chair

An adjustable chair that provides firm, comfortable support is best. Adjust the height of the chair so your thighs are horizontal and your feet are flat on the floor. The back of the chair should support your lower back (lumbar region). Follow the manufacturer's instructions for adjusting the backrest to fit your body properly.

You might have to raise your chair so that your forearms and hands are at the proper angle to the keyboard. If this makes it impossible to rest your feet flat on the floor, you can use a footrest with adjustable height and tilt to make up for any gap between the floor and your feet. Or you can lower the desktop to eliminate the need for a footrest. Another option is to use a desk with a keyboard tray that's lower than the regular work surface.

## Display

Arrange the display so that the top of the screen is slightly below eye level when you're sitting at the keyboard. The best distance from your eyes to the screen is up to you, although most people seem to prefer 18 to 28 inches (45 to 70 cm).

Position the display to minimize glare and reflections on the screen from overhead lights and nearby windows. The stand lets you set the display at the best angle for viewing, helping to reduce or eliminate glare from lighting sources you can't move.

More information about ergonomics is available on the web: [www.apple.com/about/ergonomics](http://www.apple.com/about/ergonomics)

## Apple and the Environment

At Apple, we recognize our responsibility to minimize the environmental impacts of our operations and products. For more information, go to [www.apple.com/environment](http://www.apple.com/environment).

## Learning More, Service, and Support

If you need service, contact Apple or take your Mac Pro to an Apple Authorized Service Provider. You can find more information about your Mac Pro through Mac Help, online resources, System Information, and Apple Hardware Test.

## Mac Help

You can often find answers to your questions, as well as instructions and troubleshooting information, in Mac Help on your Mac. Click the Finder icon, click Help in the menu bar, and choose Mac Help.

## Online Resources

For online service and support information, go to [www.apple.com/support](http://www.apple.com/support) and choose your country from the pop-up menu. You can search the AppleCare Knowledge Base, check for software updates, or get help from Apple's discussion forums.

## System Information

To get information about your Mac Pro, use System Report. It shows you what hardware and software is installed, the serial number and operating system version, how much memory is installed, and more. To open System Report, choose Apple () > About This Mac from the menu bar and then click System Report.

## Apple Hardware Test

You can use Apple Hardware Test (AHT) to help determine if there's a problem with one of the computer's components, such as the memory or processor.

**To use Apple Hardware Test:** Disconnect all external devices from your computer, except the display, keyboard, and mouse. If you have an Ethernet cable connected, disconnect it. Restart your computer while holding down the D key. When the AHT chooser screen appears, select the language for your location. Press the Return key or click the right arrow button. When the AHT main screen appears (after about 45 seconds), follow the onscreen instructions. If AHT detects a problem, it displays an error code. Make a note of the error code before pursuing support options. If AHT doesn't detect a hardware failure, the problem might be software related.

**Important:** If Apple Hardware Test doesn't appear after restarting, hold down the Command (⌘), Option, and D keys and restart the computer to access Apple Hardware Test from the Internet. Be sure to reconnect your Ethernet cable. Your computer must be connected to a network that has access to the Internet.

## AppleCare Service and Support

Your Mac Pro comes with 90 days of technical support and one year of hardware repair warranty coverage at an Apple Retail Store or an Apple-authorized repair center, such as an Apple Authorized Service Provider. You can extend your coverage by purchasing the AppleCare Protection Plan. For information, visit [www.apple.com/support/products](http://www.apple.com/support/products) or visit the website address for your country listed later in this section.

If you need assistance, AppleCare telephone support representatives can help you with installing and opening applications, and troubleshooting. Call the support center number nearest you (the first 90 days are complimentary). Have the purchase date and your Mac Pro serial number ready when you call.

Your 90 days of complimentary telephone support begins on the date of purchase.

United States: 1-800-275-2273  
[www.apple.com/support](http://www.apple.com/support)

Australia: (61) 1-300-321-456  
[www.apple.com/au/support](http://www.apple.com/au/support)

Canada: 1-800-263-3394  
(English) [www.apple.com/ca/support](http://www.apple.com/ca/support)  
(French) [www.apple.com/ca/fr/support](http://www.apple.com/ca/fr/support)

Ireland: 1-800-804-062  
[www.apple.com/ie/support](http://www.apple.com/ie/support)

New Zealand: 00800-7666-7666  
[www.apple.com/nz/support](http://www.apple.com/nz/support)

United Kingdom: (44) 0844 209 0611  
[www.apple.com/uk/support](http://www.apple.com/uk/support)

Telephone numbers are subject to change, and local and national telephone rates may apply. A complete list is available on the web:  
[www.apple.com/support/contact/phone\\_contacts.html](http://www.apple.com/support/contact/phone_contacts.html)

## Regulatory Compliance Information

### FCC Compliance Statement

This device complies with part 15 of the FCC rules. Operation is subject to the following two conditions: (1) This device may not cause harmful interference, and (2) this device must accept any interference received, including interference that may cause undesired operation. See instructions if interference to radio or television reception is suspected.

### Radio and Television Interference

This computer equipment generates, uses, and can radiate radio-frequency energy. If it is not installed and used properly—that is, in strict accordance with Apple's instructions—it may cause interference with radio and television reception.

This equipment has been tested and found to comply with the limits for a Class B digital device in accordance with the specifications in Part 15 of FCC rules. These specifications are designed to provide reasonable protection against such interference in a residential installation. However, there is no guarantee that interference will not occur in a particular installation.

You can determine whether your computer system is causing interference by turning it off. If the interference stops, it was probably caused by the computer or one of the peripheral devices.

If your computer system does cause interference to radio or television reception, try to correct the interference by using one or more of the following measures:

- Turn the television or radio antenna until the interference stops.
- Move the computer to one side or the other of the television or radio.
- Move the computer farther away from the television or radio.
- Plug the computer into an outlet that is on a different circuit from the television or radio. (That is, make certain the computer and the television or radio are on circuits controlled by different circuit breakers or fuses.)

If necessary, consult an Apple Authorized Service Provider or Apple. See the service and support information that came with your Apple product. Or consult an experienced radio/television technician for additional suggestions.

**Important:** Changes or modifications to this product not authorized by Apple Inc. could void the EMC compliance and negate your authority to operate the product.

This product has demonstrated EMC compliance under conditions that included the use of compliant peripheral devices and shielded cables (including Ethernet network cables) between system components. It is important that you use compliant peripheral devices and shielded cables between system components to reduce the possibility of

causing interference to radios, television sets, and other electronic devices.

*Responsible party (contact for FCC matters only):*

Apple Inc. Corporate Compliance  
1 Infinite Loop, MS 91-1EMC  
Cupertino, CA 95014

### Wireless Radio Use

This device is restricted to indoor use when operating in the 5.15 to 5.25 GHz frequency band.

Cet appareil doit être utilisé à l'intérieur.

この製品は、周波数帯域 5.18 ~ 5.32 GHz で動作しているときは、屋内においてのみ使用可能です。

### Exposure to Radio Frequency Energy

The radiated output power of the computer is below the FCC and EU radio frequency exposure limits. Nevertheless, it is advised to use the wireless equipment in such a manner that the potential for human contact during normal operation is minimized.

### FCC Bluetooth® Wireless Compliance

The antenna used with this transmitter must not be collocated or operated in conjunction with any other antenna or transmitter subject to the conditions of the FCC Grant.

### Canadian Compliance Statement

This device complies with Industry Canada license-exempt RSS standard(s). Operation is subject to the following two conditions: (1) this device may not cause interference, and (2) this device must accept any interference, including interference that may cause undesired operation of the device.

Cet appareil est conforme aux normes CNR exemptes de licence d'Industrie Canada. Le fonctionnement est soumis aux deux conditions suivantes : (1) cet appareil ne doit pas provoquer d'interférences et (2) cet appareil doit accepter toute interférence, y compris celles susceptibles de provoquer un fonctionnement non souhaité de l'appareil.

### Bluetooth Industry Canada Statement

This Class B device meets all requirements of the Canadian interference-causing equipment regulations.

Cet appareil numérique de la Class B respecte toutes les exigences du Règlement sur le matériel brouilleur du Canada.

### Industry Canada Statement

CAN ICES-3 (B)/NMB-3(B).

This device complies with RSS 210 of Industry Canada.

## European Compliance Statement

This product complies with the requirements of the EMC, LVD, & R&TTE Directives.

## Europe–EU Declaration of Conformity



**Български** Apple Inc. декларира, че това Mac Pro е в съответствие със съществените изисквания и другите приложими правила на Директива 1999/5/EC.

**Česky** Společnost Apple Inc. tímto prohlašuje, že tento Mac Pro je ve shodě se základními požadavky a dalšími příslušnými ustanoveními směrnice 1999/5/ES.

**Dansk** Undertegnede Apple Inc. erklærer herved, at følgende udstyr Mac Pro overholder de væsentlige krav og øvrige relevante krav i direktiv 1999/5/EF.

**Deutsch** Hiermit erkläre Apple Inc., dass sich das Mac Pro in Übereinstimmung mit den grundlegenden Anforderungen und den übrigen einschlägigen Bestimmungen der Richtlinie 1999/5/EG befinden.

**Eesti** Käesolevaga kinnitab Apple Inc., et see Mac Pro vastab direktiivi 1999/5/EÜ põhinõuetele ja nimetatud direktiivist tulenevatele teistele asjakohastele sätetele.

**English** Hereby, Apple Inc. declares that this Mac Pro is in compliance with the essential requirements and other relevant provisions of Directive 1999/5/EC.

**Español** Por medio de la presente Apple Inc. declara que este Mac Pro cumple con los requisitos esenciales y cualesquiera otras disposiciones aplicables o exigibles de la Directiva 1999/5/CE.

**Ελληνικά** Με την παρούσα, η Apple Inc. δηλώνει ότι αυτή η συσκευή Mac Pro συμμορφώνεται προς τις βασικές απαιτήσεις και τις λοιπές σχετικές διατάξεις της Οδηγίας 1999/5/ΕΚ.

**Français** Par la présente Apple Inc. déclare que l'appareil Mac Pro est conforme aux exigences essentielles et aux autres dispositions pertinentes de la directive 1999/5/CE.

**Hrvatski** Ovime, Apple Inc., izjavljuj da je ovaj Mac Pro je u skladu s ključnim zahtjevima i drugim važnim odredbama direktive 1999/5/EC.

**Islandska** Apple Inc. lýsir því hér með yfir að þetta tæki Mac Pro fullnægir lágmarkskröfum og öðrum viðeigandi ákvæðum EvrópuútlisSKIPUNAR 1999/5/EC.

**Italiano** Con la presente Apple Inc. dichiara che questo dispositivo Mac Pro è conforme ai requisiti essenziali ed alle altre disposizioni pertinenti stabilite dalla direttiva 1999/5/CE.

**Latviski** Ar šo Apple Inc. deklarē, ka Mac Pro ierīce atbilst Direktīvas 1999/5/EK būtiskajām prasībām un citiem ar to saistītajiem noteikumiem.

**Lietuvių** Šiuo „Apple Inc.“ deklaruojama, kad šis Mac Pro atitinka esminius reikalavimus ir kitas 1999/5/EB Direktyvos nuostatas.

**Magyar** Alulírott, Apple Inc. nyilatkozom, hogy a Mac Pro megfelel a vonatkozó alapvető követelményeknek és az 1999/5/EC irányelv egyéb előírásainak.

**Malti** Hawnhekk, Apple Inc., jiddikjara li dan Mac Pro jikkonforma mal-htigijiet essenzjali u ma provvedimentu oħrajn relevanti li hemm fid-Direttiva 1999/5/EC.

**Nederlands** Hierbij verklaart Apple Inc. dat het toestel Mac Pro in overeenstemming is met de essentiële eisen en de andere bepalingen van richtlijn 1999/5/EG.

**Norsk** Apple Inc. erklærer herved at dette Mac Pro-apparatet er i samsvar med de grunnleggende kravene og øvrige relevante krav i EU-direktivet 1999/5/EF.

**Polski** Niniejszym Apple Inc. oświadczam, że ten Mac Pro są zgodne z zasadniczymi wymogami oraz pozostałymi stosownymi postanowieniami Dyrektywy 1999/5/EC.

**Português** Apple Inc. declara que este dispositivo Mac Pro está em conformidade com os requisitos essenciais e outras disposições da Directiva 1999/5/CE.

**Română** Prin prezenta, Apple Inc. declară că acest aparat Mac Pro este în conformitate cu cerințele esențiale și cu celelalte prevederi relevante ale Directivei 1999/5/CE.

**Slovensko** Apple Inc. izjavlja, da je ta Mac Pro skladne z bistvenimi zahtevami in ostalimi ustreznimi določili direktive 1999/5/ES.

**Slovensky** Apple Inc. týmto vyhlasuje, že toto Mac Pro spĺňa základné požiadavky a všetky príslušné ustanovenia Smernice 1999/5/ES.

**Suomi** Apple Inc. vakuuttaa täten, että tämä Mac Pro tyypin laite on direktiivin 1999/5/EY oleellisten vaatimusten ja sitä koskevien direktiivin muiden ehtojen mukainen.

**Svenska** Härmed intygar Apple Inc. att denna Mac Pro står i överensstämmelse med de väsentliga egenskapskrav och övriga relevanta bestämmelser som framgår av direktiv 1999/5/EG.

A copy of the EU Declaration of Conformity is available at: [www.apple.com/euro/compliance](http://www.apple.com/euro/compliance)

This device can be used in the European Community.

Apple's EU representative is Apple Distribution International, Hollyhill Industrial Estate, Cork, Ireland.

### European Community Restrictions

This device is restricted to indoor use in the 5150 to 5350 MHz frequency range.

## Korea Warning Statements

### 대한민국 규정 및 준수

미래창조과학부고시에 따른 고지사항  
해당 무선설비는 운용 중 전파혼신 가능성이 있으므로,  
인명안전과 관련된 서비스에 사용할 수 없습니다.

B급 기기(가정용 방송통신기자재)  
이 기기는 가정용(B급) 전자파적합기로서 주로  
가정에서 사용하는 것을 목적으로 하며,  
모든 지역에서 사용할 수 있습니다.

## Singapore Wireless Certification

Complies with  
IDA Standards  
DB00063

## Taiwan Statements

### 無線設備的警告聲明

經型式認證合格之低功率射頻電機，非經許可，公司、商號或使用者均不得擅自變更頻率、加大功率或變更原設計之特性及功能。低功率射頻電機之使用不得影響飛航安全及干擾合法通信；經發現有干擾現象時，應立即停用，並改善至無干擾時方得繼續使用。前項合法通信指依電信法規定作業之無線電通信。低功率射頻電機須忍受合法通信或工業、科學及醫療用電波輻射性電機設備之干擾。

如有這 頻率:

於 5.25GHz 至 5.35GHz 區域內操作之  
無線設備的警告聲明

工作頻率 5.250 ~ 5.350GHz 該頻段限於室內使用。

### 警告

本電池如果更換不正確會有爆炸的危險  
請依製造商說明書處理用過之電池

## Russia, Kazakhstan, Belarus



## Japan VCCI Class B Statement

この装置は、クラスB情報技術装置です。この装置は、家庭環境で使用することを目的としていますが、この装置がラジオやテレビジョン受信機に近接して使用されると、受信障害を引き起こすことがあります。取扱説明書に従って正しい取り扱いをして下さい。VCCI-B

本製品は、EMC準拠の周辺機器およびシステムコンポーネント間にシールドケーブル（イーサネットネットワークケーブルを含む）が使用されている状態で、EMCへの準拠が実証されています。ラジオ、テレビ、およびその他の電子機器への干渉が発生する可能性を低減するため、EMC準拠の周辺機器およびシステムコンポーネント間にシールドケーブルを使用することが重要です。

重要: Apple の許諾を得ることなく本製品に変更または改変を加えると、電磁両立性(EMC)および無線に準拠しなくなり、製品を操作するための許諾が取り消されるおそれがあります。

## External USB Modem Information

When connecting your Mac Pro to the phone line using an external USB modem, refer to the telecommunications agency information in the documentation that came with your modem.

## ENERGY STAR® Compliance



As an ENERGY STAR® partner, Apple has determined that standard configurations of this product meet the ENERGY STAR® guidelines for energy efficiency. The ENERGY STAR® program is a partnership with electronic equipment manufacturers to promote energy-efficient products. Reducing energy consumption of products saves money and helps conserve valuable resources. This computer is shipped with power management enabled with the computer set to sleep after 10 minutes of user inactivity. To wake your computer, click the mouse or press any key on the keyboard.

For more information about ENERGY STAR®, visit:  
[www.energystar.gov](http://www.energystar.gov)

## Disposal and Recycling Information



This symbol indicates that this product and/or battery should not be disposed of with household waste. When you decide to dispose of this product and/or its battery, do so in accordance with local environmental laws and guidelines.

For information about Apple's recycling program, recycling collection points, restricted substances and other environmental initiatives, visit [www.apple.com/environment](http://www.apple.com/environment).

## European Union—Disposal Information



The symbol above means that according to local laws and regulations your product and/or its battery shall be disposed of separately from household waste. When this product reaches its end of life, take it to a collection point designated by local authorities. The separate collection and recycling of your product and/or its battery at the time of disposal will help conserve natural resources and ensure that it is recycled in a manner that protects human health and the environment.

## Türkiye

Türkiye Cumhuriyeti: EEE Yönetmeliğine Uygundur.

## Brasil—Informações sobre descarte e reciclagem



O símbolo indica que este produto e/ou sua bateria não devem ser descartadas no lixo doméstico. Quando decidir descartar este produto e/ou sua bateria, faça-o de acordo com as leis e diretrizes ambientais locais. Para informações sobre substâncias de uso restrito, o programa de reciclagem da Apple, pontos de coleta e telefone de informações, visite [www.apple.com/br/environment](http://www.apple.com/br/environment).

## Información sobre eliminación de residuos y reciclaje



El símbolo indica que este producto y/o su batería no debe desecharse con los residuos domésticos. Cuando decida desechar este producto y/o su batería, hágalo de conformidad con las leyes y directrices ambientales locales. Para obtener información sobre el programa de reciclaje de Apple, puntos de recolección para reciclaje, sustancias restringidas y otras iniciativas ambientales, visite [www.apple.com/la/environment](http://www.apple.com/la/environment).

## Battery Disposal Information

Dispose of batteries according to your local environmental laws and guidelines.

## 台灣



廢電池請回收

## China Battery Statement

警告：不要刺破或焚烧。该电池不含水银。

## Taiwan Battery Statement

警告：請勿戳刺或焚燒。此電池不含汞。

## 中国

有害物质	零部件	
	电路板	附件
铅 (Pb)	X	X
汞 (Hg)	O	O
镉 (Cd)	O	O
六价铬 (Cr, VI)	O	O
多溴联苯 (PBB)	O	O
多溴二苯醚 (PBDE)	O	O

O: 表示该有毒有害物质在该部件所有均质材料中的含量均在 GB/T 26572-2011 规定的限量要求以下。

X: 表示该有毒有害物质至少在该部件的某一均质材料中的含量超出 GB/T 26572-2011 规定的限量要求。

根据中国电子行业标准 SJ/T 11364-2014 和相关的中国政府法规，本产品及其某些内部或外部组件上可能带有环保使用期限标识。取决于组件和组件制造商，产品及其组件上的使用期限标识可能有所不同。组件上的使用期限标识优先于产品上任何与之相冲突的或不同的环保使用期限标识。





# Software License Agreement

Use of Mac Pro constitutes acceptance of the Apple and third-party software license terms found at: [www.apple.com/legal/sla](http://www.apple.com/legal/sla)

## Apple One-Year Limited Warranty Summary

Apple warrants the included hardware product and accessories against defects in materials and workmanship for one year from the date of original retail purchase. Apple does not warrant against normal wear and tear, nor damage caused by accident or abuse. To obtain service call Apple, visit an Apple owned retail store or an Apple authorized service provider—available service options dependent on country in which service is requested and may be restricted to original country of sale. Call charges and international shipping charges may apply depending on location. Subject to the full terms and detailed information on obtaining service available at [www.apple.com/legal/warranty](http://www.apple.com/legal/warranty) and [www.apple.com/support](http://www.apple.com/support), if you submit a valid claim under this warranty, Apple will either repair, replace, or refund your computer at its own discretion. Warranty benefits are in addition to rights provided under local consumer laws. You may be required to furnish proof of purchase details when making a claim under this warranty.

*For Australian Consumers:* Our goods come with guarantees that cannot be excluded under the Australian Consumer Law. You are entitled to a replacement or refund for a major failure and for compensation for any other reasonably foreseeable loss or damage. You are also entitled to have the goods repaired or replaced if the goods fail to be of acceptable quality and the failure does not amount to a major failure. Apple Pty Ltd, PO Box A2629, Sydney South NSW 1235. Tel: 133-622.

*For Brazilian Consumers:* Warranty benefits are in addition to rights provided under local consumer laws, except for the 1-year warranty that already comprises the full term of legal warranty provided by the Brazilian consumer defense code/regulations.





© 2014 Apple Inc. All rights reserved.

Apple, the Apple logo, and Mac Pro are trademarks of Apple Inc., registered in the U.S. and other countries. AppleCare and Apple Store are service marks of Apple Inc., registered in the U.S. and other countries.

The Bluetooth® word mark and logos are registered trademarks owned by Bluetooth SIG, Inc. and any use of such marks by Apple Inc. is under license. ENERGY STAR® is a U.S. registered trademark. Printed in XXXX.

034-00340-A