





























Adapter 15 – 2x7-pin according to ISO 12098

7-pin N ISO 1185					15-pin ISO 12098	
Earth	white	1			1	Left-hand direction indicator light
Left-hand rear position	black	2			2	Right-hand direction indicator light
Left-hand dir. indicator light	yellow	3			3	Rear fog light
Stop lights	red	4			4	Earth
Right-hand	green	5			5	Left-hand rear position
right-hand rear position	brown	6			6	Right-hand rear position
Braking control for trailers	blue	7			7	Stop lights
7-pin S ISO 3731						
Earth	white	1			8	Reversing light
–	black	2			9	Power supply
Reversing light	yellow	3			10	Worn brake lining sensor
Power supply	red	4			11	Pressure sensor for spring brake
Control via earth	green	5			12	Axle lifting device
Power supply connected	brown	6			13	Earth (for contacts no. 14 and 15)
Rear fog light	blue	7			14	Data communication
					15	Data communication