


Extendible Shelves for 483 mm (19") Cabinets



DN-19 TRAY-2-800

✓ Easy installation

✓ sturdy, perforated steel sheet

✓ extendible

✓ Available in color grey and black

Abstract

Extendible Shelves for 483 mm (19") cabinets with 600, 800 or 1000 mm depth, color grey (RAL 7035) or black (RAL 9005)

Features

- for fixed mounting on the four 483 mm (19") profile rails
- Height unit: 1U
- extendible, with handle
- sturdy, perforated steel sheet
- Load capacity: Up to 25 kg (for 600 mm & 800 mm cabinets); up to 65 kg (for 1000 mm cabinets)
- Delivery inclusive fixing material
- Available in color grey (RAL 7035) and black (RAL 9005)

Product Overview

The shelves for fixed mounting can be installed easy on the four 483 mm (19") profile rails of your 483 mm (19") network- or server cabinet. Due to their stable, perforated steel sheet with a load capacity of 25 kg resp. 30 kg, they are the optimal surface for components which are not 483 mm (19") suitable. An attached handle can be installed to facilitate the extension of the shelf.

Product Number Information

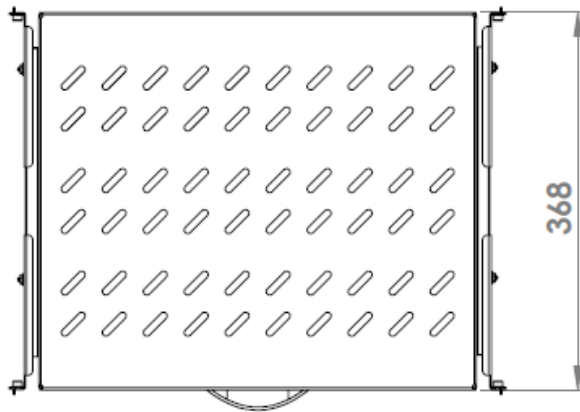
Item code	Color	Product dimensions (HxWxD) in mm	Suitable cabinet depth
DN-19 TRAY-2-600	Grey (RAL 7035)	40x485x368 mm	600 mm
DN-19 TRAY-2-600-SW	Black (RAL 9005)		
DN-19 TRAY-2-800	Grey (RAL 7035)	40x484x568 mm	800 mm
DN-19 TRAY-2-800-SW	Black (RAL 9005)		
DN-19 TRAY-2-1000	Grey (RAL 7035)	44x483x720 mm	1000 mm
DN-19 TRAY-2-1000SW	Black (RAL 9005)		

Logistic Information

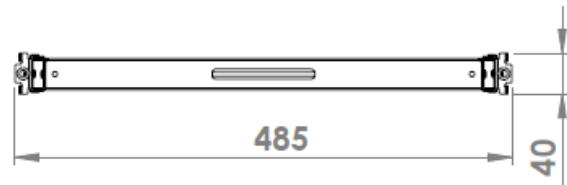
Item code	Net weight in kg	Gross weight in kg	Packaging dimensions (HxWxD) in mm
DN-19 TRAY-2-600	2.4	2.7	43x510x390 mm
DN-19 TRAY-2-600-SW			
DN-19 TRAY-2-800	3.3	3.6	43x490x610 mm
DN-19 TRAY-2-800-SW			
DN-19 TRAY-2-1000	7.1	7.5	55x500x780 mm
DN-19 TRAY-2-1000SW			

Technical Drawings

DN-19 TRAY-2-600

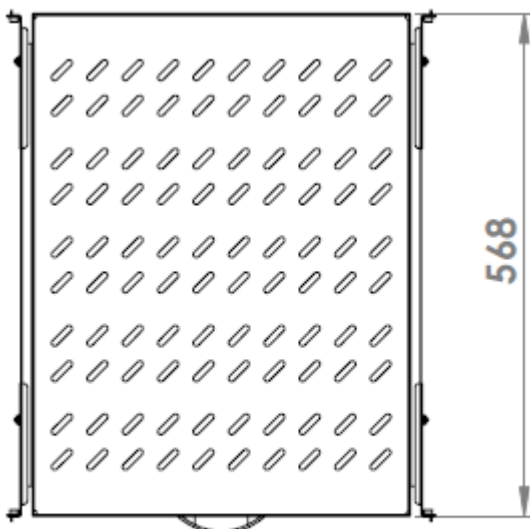


TOP VIEW

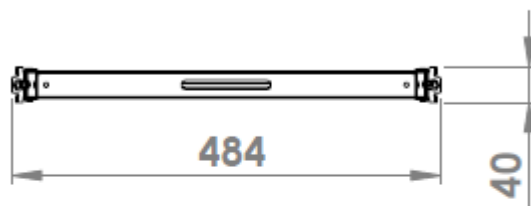


FRONT VIEW

DN-19 TRAY-2-800

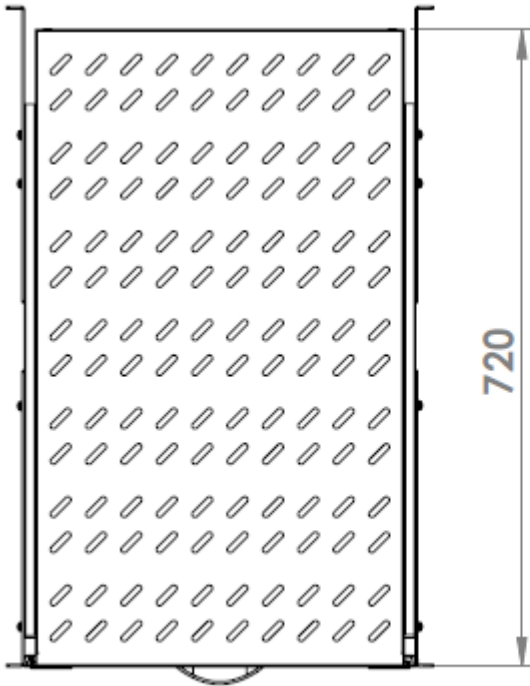


TOP VIEW




FRONT VIEW

DN-19 TRAY-2-1000



TOP VIEW



FRONT VIEW