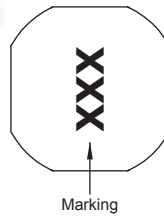
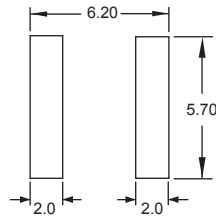
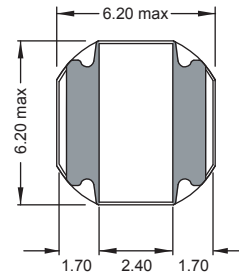


# 242418 FPS

Shielded  
Lead-free solder

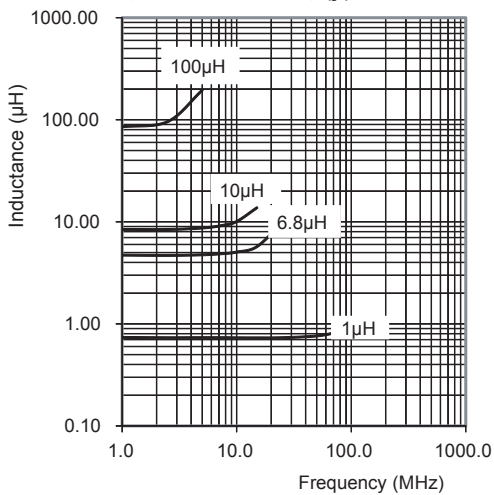


Marking

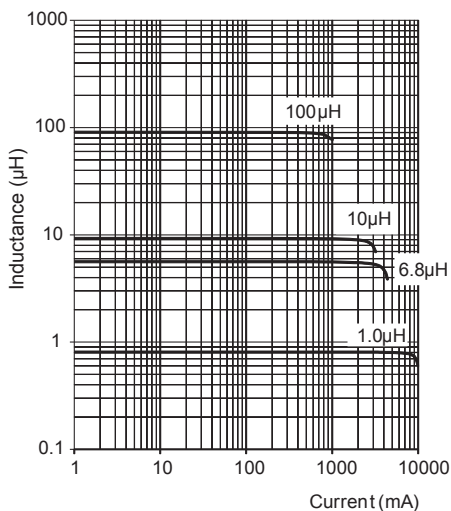


recommended layout for solder pads

Typical Ls vs Frequency (f)



Typical Ls vs Current (I)



Part No	Inductance	f <sub>L</sub>	Tol	DCR	Rated DC Current	
	L (µH)	(kHz)	± (%)	max (mΩ)	I <sub>sat</sub> (A)	I <sub>rms</sub> (A)
242418FPS-1R0N-01	1.0	100/1.0V	30	13.0	8.6	6.5
242418FPS-1R3N-01	1.3	100/1.0V	30	14.3	8.0	6.0
242418FPS-1R8N-01	1.8	100/1.0V	30	15.6	7.0	5.3
242418FPS-2R2N-01	2.2	100/1.0V	30	16.9	6.1	5.0
242418FPS-3R0N-01	3.0	100/1.0V	30	22.1	5.0	4.8
242418FPS-3R3N-01	3.3	100/1.0V	30	22.1	4.5	4.5
242418FPS-4R5N-01	4.5	100/1.0V	30	29.9	4.3	3.8
242418FPS-4R7N-01	4.7	100/1.0V	30	29.9	4.0	3.7
242418FPS-5R6N-01	5.6	100/1.0V	30	33.8	3.8	3.6
242418FPS-6R3N-01	6.3	100/1.0V	30	33.8	3.8	3.6
242418FPS-6R8N-01	6.8	100/1.0V	30	44.2	3.6	3.5
242418FPS-8R2N-01	8.2	100/1.0V	30	53.3	3.2	3.1
242418FPS-100M-01	10	100/1.0V	20	54.0	3.1	3.0
242418FPS-150M-01	15	100/1.0V	20	96.0	2.3	2.3
242418FPS-220M-01	22	100/1.0V	20	134.4	1.9	1.9
242418FPS-330M-01	33	100/1.0V	20	204	1.5	1.5
242418FPS-470M-01	47	100/1.0V	20	252	1.3	1.3
242418FPS-560M-01	56	100/1.0V	20	324	1.2	1.2
242418FPS-680M-01	68	100/1.0V	20	390	1.0	1.0
242418FPS-101M-01	100	100/1.0V	20	552	0.9	0.9
242418FPS-221M-01	220	100/1.0V	20	1104	0.55	0.50

Material : Ferrite

Revision date : 23 Aug 2013

SPQ : Reel 1000 [-01]