These high-voltage inserts are additionally equipped with 2 switching contacts
With the relevant wiring, the lagging switch contacts interrupt the power supply before the working contacts are separated
These high-voltage inserts are additionally equipped with 2 switching contacts



Temperature-resistant

Info
Multipole insert with lagging switch contacts
Switching operations possible for disconnecting under load

Application range
Mechanical engineering
Plant engineering

Remark
Photographs are not to scale and do not represent detailed images of the respective products.

Technical Data

Article:	H-BVE 10 SS
Version:	male
Wire protection:	yes
Contacts:	10 + 2
Pieces / PU:	5
Rated voltage (V):	IEC: 630 V UL: 600 V CSA: 600V
Rated impulse voltage:	6 kV
Rated current (A):	IEC: 16 A UL: 16 A CSA: 16 A
Contact resistance:	< 2 mOhm
Contacts:	Copper alloy, hard silver-plated
Number of contacts:	10 + 2 + PE
Termination methods:	Screw termination: 0.5 - 2.5 mm²
Cycle of mechanical operation:	100
Temperature range:	-40 °C to +100 °C, short-term up to +125 °C
VDE-tested:	Certified production control: VDE-REG. no.: B437 UL-tested: UL File Number: E75770
Degree of soiling:	3

PN 0486/01_03.10
©2012 Lapp Group - Technical changes reserved
Photographs are not to scale and do not represent detailed images of the respective products.



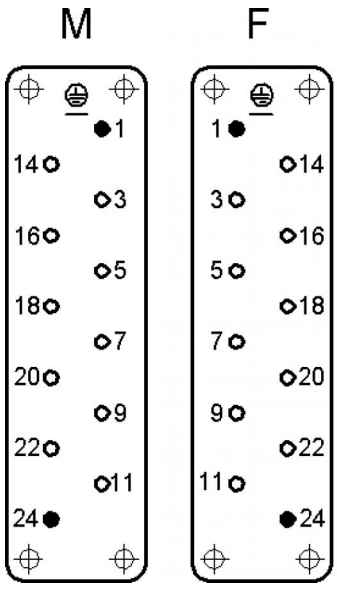

● Schaltkontakte
mating contact
contact de branchement

○ Arbeitskontakt
working contact
contact de travail

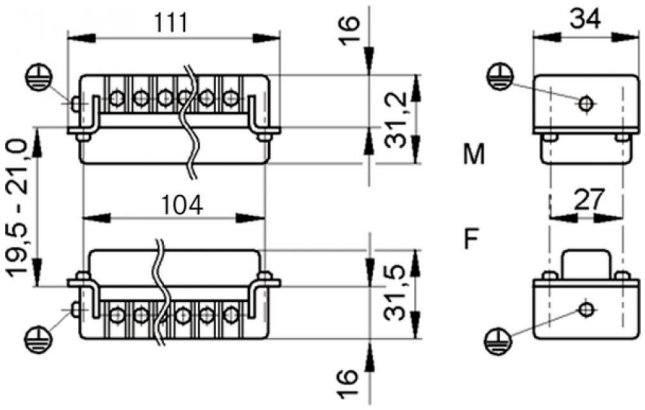

PN 0486/01_03.10 ©2012 Lapp Group - Technical changes reserved
Photographs are not to scale and do not represent detailed images of the respective products.