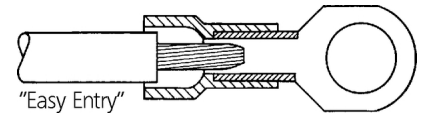


U.I. Lapp GmbH	DATASHEET	
	Panel connectors insulated	63101030 14.11.2013

Insulated panel connectors (type M T and V), UL approved, with Easy Entry Funnel Shape of the plastic sleeve



Application range

For breaking through the oxidation layer on the conductor when crimping

Benefits

For first-class connection with simple operating principle
 Hard-soldered cable lug that can be pressed in any position
 Thus providing the best electrical conductivity (least resistance)
 No risk of bent and crushed cables

Design

For higher tensile strength
 For good strength and improved current conduction
 Flat receptacle material in contact pressing is double-folded and hard-soldered
 EASY-ENTRY funnel shape of the plastic sleeve enables simple, fast and safe insertion of the conductor
 1 = push-on female terminal, type H 2 = push-on piggyback terminal, type T 3 = push-on male terminal, type M 4 = push-on female terminal (fully insulated), type V

Norm references / Approvals

File Number E334111, see table

Remark

1 = PVC insulation, not easy-entry; 2 = polyamide (nylon) insulation, not easy-entry; 3 = unsoldered, with additional brass sleeve





Photographs are not to scale and do not represent detailed images of the respective products.

Technical Data

Article designation:	L-RA 49 H
For mm ² :	0,5 - 1,5
UL approval:	yes
Footnote:	1.3
Colour:	red
Blade connection:	4.8 x 0.5
d mm:	3.7
L:	19
W mm:	5.7
Pieces / PU:	100
Material:	Nickel-plated brass Polycarbonate insulation
Temperature range:	-40°C to +100°C

Product Management	Document: Panel connectors insulated	1 / 2
--------------------	--------------------------------------	-------

U.I. Lapp GmbH	<h1>DATASHEET</h1>	 LAPP GROUP
	Panel connectors insulated	63101030 14.11.2013



Product Management	Document: Panel connectors insulated	2 / 2
--------------------	--------------------------------------	-------