



Terminal blocks

A - Screw clamp connection

Summary

1. Feed-through terminal blocks	
Standard terminal blocks	16
Single pole multiclamp terminal blocks	21
Double deck terminal blocks	36
Triple deck terminal blocks	43
2. Three level sensor terminal blocks	46
3. Terminal blocks for distribution boxes	52
4. Interruptible terminal blocks for neutral circuit	60
5. Ground terminal blocks	
Not electrically connected to the mounting rail	64
Electrically connected to the mounting rail	66
Ground + neutral terminal blocks PE.N type	70
6. Heavy duty switch terminal blocks	
Screw clamp with blades	72
Double screw clamp with blades	74
Double deck with blades	75
Double switch with pull levers	76
Screw clamp with removable plug	79
Screw clamp with plug and AUTO fuse	81
Screw clamp with push-turn knob (1/4 turn)	87
7. Terminal blocks for metering/test circuits, ESSAILEC terminal blocks	90
8. Fuse holder terminal blocks	
For 5 x 20 and/or 5 x 25 mm fuses	100
For 6,35 x 25,4 and/or 6,35 x 32 mm fuses	108
With neutral cartridge	109
For 8,5 x 31,5 mm fuses	113
For 10,3 x 38 mm fuses	114
For 10,3 x 38 mm and DO1 - DO2 fuses	116
9. Safety connection screw clamp terminal blocks	117
10. Component holder terminal blocks	121
11. Miniblocks	
Screw clamp for DIN2 rail	129
Screw clamp base mount	132
Screw clamp switch miniblock for DIN2 rail	133
Screw clamp fuse holder miniblock for DIN2 rail	134
Screw clamp - quick connect miniblock for DIN2 rail	136
Quick connect - quick connect miniblock for DIN2 rail	136
Screw clamp - soldered miniblock for DIN2 rail	137
Screw clamp - wire wrapping miniblock for DIN2 rail	138
Screw clamp - soldered switch miniblock for DIN2 rail	138
Soldered - soldered switch miniblock for DIN2 rail	139

SCREW CLAMP TERMINAL BLOCKS

TECHNICAL SPECIFICATIONS



Labelling

Blocks can be identified using **pre-printed or made-to-measure markers**, in the form of tapes, which can be put into place both easily and rapidly.

Marking ink resists chemical (solvents, corrosives) and **mechanical** (abrasion, friction) attack.

Multi-function channels

With the **central multifunction channel**, **test plugs and jumper bars** (with screw or screw-less) and alternated jumper bars and labelling systems can be put in place.



Terminal bars

The **copper alloy** terminal bar provides maximum **mechanical resistance** and **high electrical conductivity**.

Alignment

Blocks are positioned side-by-side for an **aesthetic and functional** final set-up that only requires one type of flange.

The blocks are slightly asymmetrical to avoid any mistakes when fitting.



The ABB screw clamp

Clamps are made from hardened steel and are anti-corrosion treated. They combine strength and resistance to external attack (high resistance to saline mists) and comply with the IEC 68.2.34 standards.



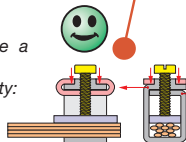
Traditional system :

Two metal elements that tend to shear off the screw whenever pressure is increased.



Anti-release system :

Distortion is limited to create a controlled locking-screw effect. The screw is locked in total safety: No re-tightening is required.



Insertion point for guiding the conductor to the clamp.

Flap under the clamp to prevent the conductor from being pushed underneath the clamp by mistake.

Locking pin

- Simple and rapid to use for locking up to ten blocks in position at a time (1).
- Improved storage (2).
- Does not prevent individual blocks from being removed (3).
- Eliminates any risk of mistake during assembly.

Insulating material

Insulating material is in polyamide and contains no asbestos, cadmium, phosphor or halogen elements.

Manufactured to the **highest standards** (thermal resistance from -40 to +110°C) and with its **self-extinguishing** capacities it **complies with European directives (incandescent wire resistance in compliance with IEC standard 06095.2.11)**.

Also available in a wide variety of colours.

Multi-rail pin



SCREW CLAMP CONNECTION TECHNOLOGY

ABB Entrellec has over 50 years' experience in screw clamp connections. A standard system produced in billions of models, this technology can be found on a very wide range of products.

Safety

The connection's reliability and long life are ensured by :

- The excellent contact pressure provided by the steel clamp.
- High resistance to corrosion offered by dichromate zinc surface treatment.
- Any conductor creep compensated by the resilience of the clamp.
- High resistance to thread destruction, as the threads are approximately 30% longer than on traditional clamps.

Principle

The conductor is pressed against a copper conductor strip by screw/clamp system that creates an extremely high contact pressure.

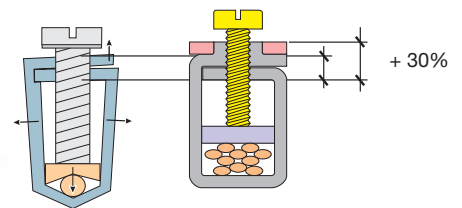



ABB clamp

Clamps are made from hardened steel and are anti-corrosion treated.

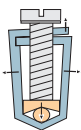
They combine strength and resistance to external attack (high resistance to saline mists) and comply with IEC 68.2.34 standards.



A flap prevents conductors from being inserted beneath the clamp by accident.

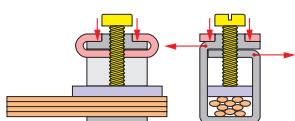
Connections comply with IEC standard 68.2.34.

- Vibration:
- 20 - 20 000 Hz
 - 0.005 g² / Hz (3.2g RMS)
 - Duration 5h / phase
- Temperature:
- Cycles from -25°C to 70°C
 - Variation 6°C / min



Traditional system :

Two metal elements that tend to shear off the screw whenever pressure is increased.



Anti-release system :

Distortion is limited to create a controlled locking-screw effect. The screw is locked in total safety: No re-tightening is required.



Simplicity

Screw connections are used on all types of products and are recognised by all users.

They can also be used for connecting flexible conductors of up to 240 mm² without ferrules.

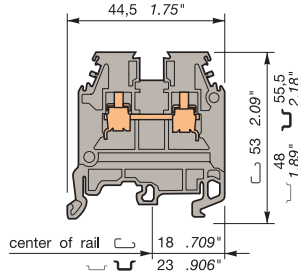
Standard terminal blocks

Screw clamp



MA 2,5/5...

Spacing 5 mm + 0,08 (.200")



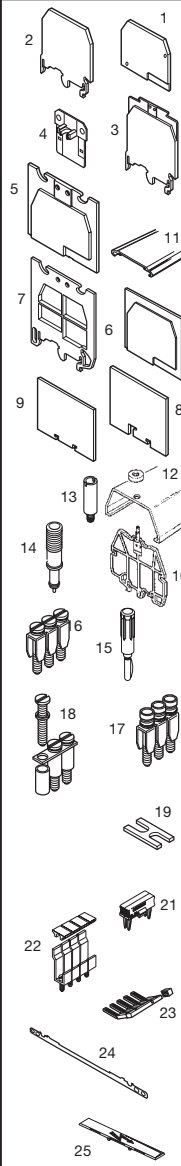
Standard 5 mm block.

1SNA 115 486 R0300



Colour	Type	Part numbers
Standard blocks		
Grey	MA 2,5/5	1SNA 115 486 R0300
Blue	MA 2,5/5.N	1SNA 125 486 R0500
Yellow	MA 2,5/5	1SNA 105 486 R1200
Red	MA 2,5/5	1SNA 400 184 R2700
Black	MA 2,5/5	1SNA 105 077 R2200
White	MA 2,5/5	1SNA 105 052 R2100
Orange	MA 2,5/5	1SNA 105 075 R2000
Beige V0	MA 2,5/5.V0	1SNA 195 486 R0400

Accessories



Type	Part numbers
1 End section	grey FEM6 th. 2,8 mm 1SNA 118 368 R1600 blue FEM6 th. 2,8 mm 1SNA 128 368 R1000 orange FEM6 th. 2,8 mm 1SNA 103 126 R1600 yellow FEM6 th. 2,8 mm 1SNA 103 062 R2100 green FEM6 th. 2,8 mm 1SNA 103 125 R1500 white FEM6 th. 2,8 mm 1SNA 103 312 R2000 beige FEM6 V0 th. 2,8 mm 1SNA 198 368 R1700 black FEM6 th. 2,8 mm 1SNA 107 005 R2500
2 End section	grey FEM61 (2) th. 3,0 mm 1SNA 114 776 R2300
3 End section	grey FEM6C (2) th. 3,0 mm 1SNA 114 777 R2400
4 Circuit separator	grey SCMA5 1SNA 116 728 R2500
5 Separator end section	grey SCF6 th. 3,0 mm 1SNA 118 707 R0300 blue SCF6 th. 3,0 mm 1SNA 128 707 R0500 beige SCF6 V0 th. 3,0 mm 1SNA 198 707 R0400
6 Separator end section	grey SCF61 th. 3,0 mm 1SNA 114 202 R2500
7 Separator end section	grey SCFM6 (2) th. 3,0 mm 1SNA 114 825 R0500
8 Separator end section	grey SCFEX1 (2) th. 2,4 mm 1SNA 103 619 R0400
9 Separator end section	grey SCFEX3 (2) th. 2,4 mm 1SNA 103 620 R1000
10 Separator end section (for cover CPV)	grey SCFCV1-2 (2) th. 3,0 mm 1SNA 116 795 R1100 beige SCFCV1-2 V0(2)V0 th. 3,0 mm 1SNA 196 795 R1200
11 Protective cover	CPM (for FEM6C, SCF6(V0) and SCFM6) 1SNA 187 312 R1400
12 Protective cover	CPV1-2 (for SCFCV1-2...) 1SNA 176 816 R1200
13 Test socket	AL2 (1) DIA. 2 mm 1SNA 163 046 R2400
14 Test device	DCB blue 1SNA 105 028 R2100
15 Test plug	FC2 DIA. 2 mm 1SNA 007 865 R2600
16 Assembled jumper bar (without IP20 protection)	24 A BJM5 (1) 2 poles 1SNA 176 273 R0100 24 A BJM5 (1) 3 poles 1SNA 176 274 R0200 24 A BJM5 (1) 4 poles 1SNA 176 275 R0300 24 A BJM5 (1) 5 poles 1SNA 176 276 R0400 24 A BJM5 (1) 10 poles 1SNA 176 277 R0500
17 Assembled jumper bar (with IP20 protection)	24 A BJMI5 (1) 2 poles 1SNA 176 278 R1600 24 A BJMI5 (1) 3 poles 1SNA 176 279 R1700 24 A BJMI5 (1) 4 poles 1SNA 176 280 R0500 24 A BJMI5 (1) 5 poles 1SNA 176 281 R2200 24 A BJMI5 (1) 10 poles 1SNA 176 282 R2300
18 Jumper bar not assembled Post + screw + washer	24 A BJS5 (1) 20 poles 1SNA 177 652 R0600
19 Connector plate	EV5 1SNA 168 629 R1600 EL6 1SNA 173 627 R2100
21 Jumper	BJB 1SNA 199 466 R2300
22 Alternated jumper bar	24 A BJA5 10 poles 1SNA 205 021 R2600 24 A BJA5.30 30 poles 1SNA 205 197 R2400
23 Comb-type jumper bar	30 A PC5 2 poles 1SNA 113 542 R1000 30 A PC5 10 poles 1SNA 113 544 R1200
24 Shield connector	Insulating tip EIP 1SNA 113 550 R2400 CBM5 th. 0,5 mm 1SNA 178 745 R1400 CBM8 th. 0,8 mm 1SNA 178 746 R1500
25 Protection label	EPU5 1SNA 107 033 R1000

refer to the section "Special Applications" for part numbers and characteristics.

Test connector : refer to section connectors

End stop	th. 9 mm	BADL	V0	1SNA 399 903 R0200
End stop	th. 10 mm	BAM2	V2	1SNA 206 351 R1600
End stop	th. 10 mm	BAM2 V0	V0	1SNA 296 351 R0000
Rail	35 x 7,5 x 1	PR3.Z2		1SNA 174 300 R1700
Rail	35 x 15 x 2,3	PR4		1SNA 168 500 R1200
Rail	35 x 15 x 1,5	PR5		1SNA 168 700 R2200
Rail	32 x 15 x 1,5	PR1.Z2		1SNA 163 050 R0400

Other end stops, rails and accessories : see section on accessories.

Characteristics

Connecting capacity		IEC	UL	CSA
		NFC DIN		
Screw clamp	Rigid	0,2-4 mm ²	22-12 AWG	22-12 AWG
	Flexible	0,22-2,5 mm ²	22-12 AWG	22-12 AWG

Voltage

Rated	800 V	600 V	600 V
Impulse withstand	8 kV		
Pollution degree	3		

Current

Rated	24 A	30 A	25 A
-------	------	------	------

Cross section

Rated / Gauge	2,5 mm ² / A3	12 AWG	12 AWG
Wire strip. length	Recomm. Screwdriver	Recomm. torque	Protection
10 mm .39"	3,5 mm .137"	0,4-0,6 Nm 3,5-5,3 lb.in	IP 20 NEMA 1

Notes

The use of some accessories may decrease the block's voltage rating. For more information, consult us.

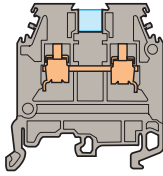
R See section on markers marking method

RC55 - RC510 sides of blocks and RC 510 only top of blocks

Note : (1) A circuit separator SC may be required with the use of these accessories.
(2) End section and circuit separator snapped on rails.

MA 2,5/5.1...

Spacing 5 mm + 0,08 (.200")

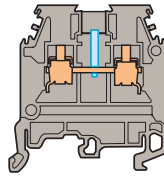


- Grey **MA 2,5/5.1** 1SNA 115 485 R0200
- Blue **MA 2,5/5.1.N** 1SNA 125 485 R0400

MA 2,5/5 blocks with partition.

MA 2,5/5.2

Spacing 5 mm + 0,08 (.200")



- Grey 1SNA 115 492 R0100

MA 2,5/5.1 equipped with a test socket DIA. 2 mm/.079"

Type		Part numbers		Part numbers	
FEM6	th.2,8 mm	1SNA 118 368 R1600	1SNA 118 368 R1600		
FEM6	th.2,8 mm	1SNA 128 368 R1000	1SNA 128 368 R1000		
FEM6	th.2,8 mm	1SNA 103 126 R1600	1SNA 103 126 R1600		
FEM6	th.2,8 mm	1SNA 103 062 R2100	1SNA 103 062 R2100		
FEM6	th.2,8 mm	1SNA 103 125 R1500	1SNA 103 125 R1500		
FEM6	th.2,8 mm	1SNA 103 312 R2000	1SNA 103 312 R2000		
FEM6 V0	V0 th.2,8 mm	1SNA 198 368 R1700	V0 1SNA 198 368 R1700		
FEM6	th.2,8 mm	1SNA 107 005 R2500	1SNA 107 005 R2500		
FEM61	(2) th.3,0 mm	1SNA 114 776 R2300	(2) 1SNA 114 776 R2300		
FEM6C	(2) th.3,0 mm	1SNA 114 777 R2400	(2) 1SNA 114 777 R2400		
SCF6	th.3,0 mm	1SNA 118 707 R0300	1SNA 118 707 R0300		
SCF6	th.3,0 mm	1SNA 128 707 R0500	1SNA 128 707 R0500		
SCF6 V0	V0 th.3,0 mm	1SNA 198 707 R0400	V0 1SNA 128 707 R0500		
SCF61	th.3,0 mm	1SNA 114 202 R2500	1SNA 198 707 R0400		
SCFM6	(2) th.3,0 mm	1SNA 114 825 R0500	(2) 1SNA 114 202 R2500		
SCFEX1	(2) th.2,4 mm	1SNA 103 619 R0400	(2) 1SNA 114 825 R0500		
SCFEX3	(2) th.2,4 mm	1SNA 103 620 R0100	(2) 1SNA 103 619 R0400		
SCFCV1-2	(2) th.3,0 mm	1SNA 116 795 R1100	(2) 1SNA 103 620 R0100		
SCFCV1-2 V0(2)V0	th.3,0 mm	1SNA 196 795 R1200	(2)V0 1SNA 116 795 R1100		
CPM (for FEM6C, SCF6(V0) and SCFM6)		1SNA 187 312 R1400	1SNA 196 795 R1200		
CPV1-2 (for SCFCV1-2...)		1SNA 176 816 R1200	1SNA 187 312 R1400		
AL2	DIA. 2 mm	1SNA 163 046 R2400	1SNA 176 816 R1200		
DCB	blue	1SNA 105 028 R2100			
FC2	DIA. 2 mm	1SNA 007 865 R2600	1SNA 105 028 R2100		
BJM5	(3) 2 poles	1SNA 176 273 R0100	1SNA 007 865 R2600		
BJM5	(3) 3 poles	1SNA 176 274 R0200			
BJM5	(3) 4 poles	1SNA 176 275 R0300			
BJM5	(3) 5 poles	1SNA 176 276 R0400			
BJM5	(3) 10 poles	1SNA 176 277 R0500			
BJM5	(3) 2 poles	1SNA 176 278 R1600			
BJM5	(3) 3 poles	1SNA 176 279 R1700			
BJM5	(3) 4 poles	1SNA 176 280 R0500			
BJM5	(3) 5 poles	1SNA 176 281 R2200			
BJM5	(3) 10 poles	1SNA 176 282 R2300			
BJS5	(3) 20 poles	1SNA 177 652 R0600			
EV5		1SNA 168 629 R1600			
EL6		1SNA 173 627 R2100			
BJB		1SNA 199 466 R2300	1SNA 199 443 R2400		
BJA5	10 poles	1SNA 205 021 R2600	1SNA 199 466 R2300		
BJA5.30	30 poles	1SNA 205 197 R2400			
PC5	2 poles	1SNA 113 542 R1000			
PC5	10 poles	1SNA 113 544 R1200	1SNA 113 542 R1000		
EIP		1SNA 113 550 R2400	1SNA 113 544 R1200		
CBM5	th.0,5 mm	1SNA 178 745 R1400	1SNA 113 550 R2400		
CBM8	th.0,8 mm	1SNA 178 746 R1500	1SNA 178 745 R1400		
EPU5		1SNA 107 033 R1000	1SNA 178 746 R1500		
			1SNA 107 033 R1000		

RC55 - RC510 sides of blocks and RC510 only top of block

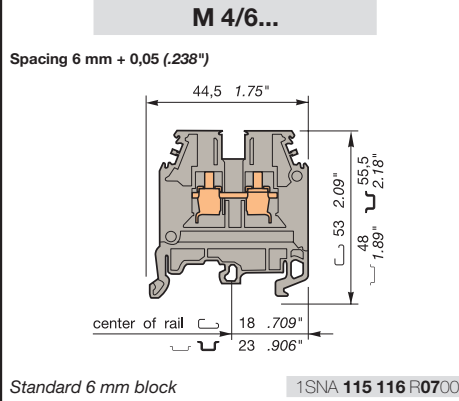
RC55 - RC510

Note : (1) A circuit separator SC may be required with the use of these accessories. (2) End sections and circuit separators snapped on rails. (3) Use of these accessories requires the user to cut out the partition.

Standard terminal blocks

Screw clamp

DIN 1 - 3



Standard 6 mm block **1SNA 115 116 R0700**

Colour	Type	Part numbers
Standard blocks		
Grey	M 4/6	1SNA 115 116 R0700
Blue	M 4/6.N	1SNA 125 116 R0100
Orange	M 4/6	1SNA 105 002 R2000
Yellow	M 4/6	1SNA 105 116 R1600
Green	M 4/6	1SNA 105 001 R2700
Red	M 4/6	1SNA 105 032 R1500
Black	M 4/6	1SNA 105 031 R1400
White	M 4/6	1SNA 105 051 R2000
Brown	M 4/6	1SNA 105 209 R1400
Purple	M 4/6	1SNA 206 404 R0500
Beige V0	M 4/6.V0	1SNA 195 116 R0000



Accessories		Type	Part numbers
	1 End section	grey	FEM6 th. 2,8 mm 1SNA 118 368 R1600
		blue	FEM6 th. 2,8 mm 1SNA 128 368 R1000
		orange	FEM6 th. 2,8 mm 1SNA 103 126 R1600
		yellow	FEM6 th. 2,8 mm 1SNA 103 062 R2100
		green	FEM6 th. 2,8 mm 1SNA 103 125 R1500
		white	FEM6 th. 2,8 mm 1SNA 103 312 R2000
		beige	FEM6 V0 V0 th. 2,8 mm 1SNA 198 368 R1700
		black	FEM6 th. 2,8 mm 1SNA 107 005 R2500
	2 End section	grey	FEM61 (3) th. 3,0 mm 1SNA 114 776 R2300
	3 End section	grey	FEM6C (3) th. 3,0 mm 1SNA 114 777 R2400
	4 Circuit separator	grey	SCM6 1SNA 113 003 R1000
		blue	SCM6 1SNA 123 003 R1200
		beige	SCM6 V0 V0 1SNA 193 003 R1100
	5 Separator end section	grey	SCF6 th. 3,0 mm 1SNA 118 707 R0300
		blue	SCF6 th. 3,0 mm 1SNA 128 707 R0500
	beige	SCF6 V0 V0 th. 3,0 mm 1SNA 198 707 R0400	
6 Separator end section	grey	SCF61 th. 3,0 mm 1SNA 114 202 R2500	
7 Separator end section	grey	SCFM6 (3) th. 3,0 mm 1SNA 114 825 R0500	
8 Separator end section	grey	SCFEX1 (3) th. 2,4 mm 1SNA 103 619 R0400	
9 Separator end section	grey	SCFEX3 (3) th. 2,4 mm 1SNA 103 620 R0100	
10 Separator end section (for cover CPV)	grey	SCFCV1-2 (3) th. 3,0 mm 1SNA 116 795 R1100	
	beige	SCFCV1-2 V0(3)V0 th. 3,0 mm 1SNA 196 795 R1200	
11 Protective cover		CPM (for FEM6C, SCF6(V0) and SCFM6) 1SNA 187 312 R1400	
12 Protective cover		CPV1-2 (for SCFCV1-2-...) 1SNA 176 816 R1200	
13 Test socket		AL2 (1) DIA. 2 mm 1SNA 163 043 R2100	
		AL3 (1) DIA. 3 mm 1SNA 163 261 R0000	
14 Test device		DCJ yellow 1SNA 173 059 R0300	
15 Test plug		FC2 DIA. 2 mm 1SNA 007 865 R2600	
		FC4 DIA. 4 mm 1SNA 167 860 R0100	
16 Assembled jumper bar (without IP20 protection)	32 A	BJM6 (1) 2 poles 1SNA 168 516 R2500	
	32 A	BJM6 (1) 3 poles 1SNA 168 517 R2600	
	32 A	BJM6 (1) 4 poles 1SNA 168 518 R0700	
	32 A	BJM6 (1) 5 poles 1SNA 168 519 R0000	
	32 A	BJM6 (1) 10 poles 1SNA 168 973 R0700	
17 Assembled jumper bar (with IP20 protection)	32 A	BJMI6 (1) 2 poles 1SNA 176 663 R0000	
	32 A	BJMI6 (1) 3 poles 1SNA 176 664 R0100	
	32 A	BJMI6 (1) 4 poles 1SNA 176 665 R0200	
	32 A	BJMI6 (1) 5 poles 1SNA 176 666 R0300	
	32 A	BJMI6 (1) 10 poles 1SNA 176 667 R0400	
18 Jumper bar not assembled	32 A	BJS6 (1) 20 poles 1SNA 174 784 R2000	
Post + screw + washer		EV6 1SNA 168 604 R1600	
Post + screw + washer IP 20		EV6 I 1SNA 206 394 R0200	
19 Connector plate	35 A	EL6 1SNA 173 627 R2100	
21 Jumper		BJB 1SNA 199 466 R2300	
22 Pivoting jumper bar	35 A	BJP6 (1) 1SNA 174 413 R1400	
23 Alternated jumper bar	35 A	BJA6 (1) 10 poles 1SNA 116 541 R1200	
24 Universal jumper bar	50 A	BJDP1 (1)(2) spacing 6 <-> spacing 16 1SNA 179 623 R0300	
	70 A	BJDP3 (1)(2) spacing 6 <-> spacing 12 1SNA 179 625 R0500	
	50 A	BJDP4 (1)(2) spacing 6 <-> spacing 8 or 10 1SNA 174 781 R2500	
25 Comb-type jumper bar	35 A	PC6 (4) 2 poles 1SNA 113 546 R1400	
	35 A	PC6 (4) 10 poles 1SNA 113 548 R2600	
		EIP 1SNA 113 550 R2400	
26 Shield connector		CBM5 th. 0,5 mm 1SNA 178 745 R1400	
		CBM8 th. 0,8 mm 1SNA 178 746 R1500	
27 Protection label		EP6 4 blocks 1SNA 163 427 R1700	
Screw for protection label		VSP6 1SNA 163 433 R1500	
28 Protection label		EPU6 1SNA 107 038 R2500	
29 IDC jumper		AD2,5 1SNA 114 205 R2000	
R	See section on markers marking method		RC65 - RC610 RCT610
Note:	(1) A circuit separator SC may be required with the use of these accessories. (2) See "Notes". (3) End sections and separators snapped on rails. (4) See section: "Accessories" for other configurations of poles.		

refer to the section "Special Applications" for part numbers and characteristics.

Test connector : refer to section connectors

End stop	th. 9 mm	BADL	V0	1SNA 399 903 R0200
End stop	th. 10 mm	BAM2	V2	1SNA 206 351 R1600
End stop	th. 10 mm	BAM2 V0	V0	1SNA 296 351 R0000
Rail	35 x 7,5 x 1	PR3.Z2		1SNA 174 300 R1700
Rail	35 x 15 x 2,3	PR4		1SNA 168 500 R1200
Rail	35 x 15 x 1,5	PR5		1SNA 168 700 R2200
Rail	32 x 15 x 1,5	PR1.Z2		1SNA 163 050 R0400

Other end stops, rails and accessories : see section on accessories.

Characteristics

Wire size		IEC	UL	CSA
		NFC DIN		
Screw clamp	Rigid	0,2-4 mm ²	24-10 AWG	24-10 AWG
	Flexible	0,22-4 mm ²	24-10 AWG	24-10 AWG

Voltage			
Rated	800 V	600 V	600 V
Impulse withstand	8 kV		
Pollution degree	3		

Current			
Rated	32 A	30 A	25 A

Wire size			
Rated / Gauge	4 mm ² / A4	10 AWG	10 AWG
Wire strip. length	Recomm. Screwdriver	Recomm. torque	Protection
9,5 mm .37"	4 mm .157"	0,5-0,8 Nm 4,4-7,1 lb.in.	IP 20 NEMA 1

Notes

The use of some accessories may decrease the block's voltage rating. For more information, consult us.


BJDP1 permits the interconnection with a terminal block series "M" spacing 16 mm.

BJDP3 permits the interconnection with a terminal block series "M" spacing 12 mm.

BJDP4 permits the interconnection with a terminal block series "D" spacing 8 mm or a terminal block series "M" spacing 8 or 10 mm.

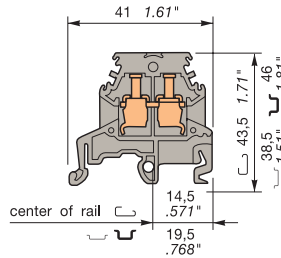
Standard terminal blocks

Screw clamp



MS 4/6...

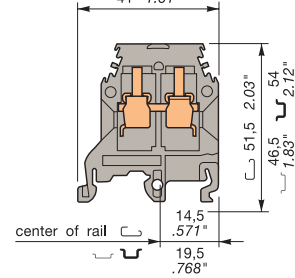
Spacing 6 mm + 0,05 (.238")



Simplified 6 mm block (compact over-all dimensions)

MS 6/8...

Spacing 8 mm - 0,05 (.315")



Simplified 8 mm block (compact over-all dimensions)

End stop		th. 9 mm	BADL	V0	1SNA 399 903 R0200
End stop		th. 10 mm	BAM2	V2	1SNA 206 351 R1600
End stop		th. 10 mm	BAM2 V0	V0	1SNA 296 351 R0000
Rail		35 x 7,5 x 1	PR3.Z2		1SNA 174 300 R1700
Rail		35 x 15 x 2,3	PR4		1SNA 168 500 R1200
Rail		35 x 15 x 1,5	PR5		1SNA 168 700 R2200
Rail		32 x 15 x 1,5	PR1.Z2		1SNA 163 050 R0400

Other end stops, rails and accessories : see section on accessories.

Notes

Some accessories can decrease the block's voltage rating. For more information, consult us.

Colour	Type	Part numbers
Grey		MS 4/6 1SNA 115 265 R2400
Blue		MS 4/6.N 1SNA 125 265 R2600
Orange		MS 4/6 1SNA 105 013 R1200
Yellow		MS 4/6 1SNA 105 265 R0300
Beige V0		MS 4/6.V0 1SNA 195 265 R2500

Colour	Type	Part numbers
Grey		MS 6/8 1SNA 115 278 R0100
Blue		MS 6/8.N 1SNA 125 278 R0300
Orange		MS 6/8 1SNA 105 014 R1300

Characteristics				
Wire size		IEC	UL	CSA
		NFC DIN		
Screw clamp	Rigid	0,2-4 mm ²	22-10 AWG	22-12 AWG
	Flexible	0,22-4 mm ²	22-10 AWG	22-12 AWG

Characteristics				
Wire size		IEC	UL	CSA
		NFC DIN		
Screw clamp	Rigid	0,5-10 mm ²	22-8 AWG	20-8 AWG
	Flexible	0,5-6 mm ²	22-8 AWG	20-8 AWG

Voltage				
Rated		630 V	600 V	300 V
Impulse withstand		4 kV		
Pollution degree		3		

Voltage				
Rated		500 V	300 V	300 V
Impulse withstand		6 kV		
Pollution degree		3		

Current				
Rated		32 A	30 A	25 A

Wire size				
Rated / Gauge		4 mm ² / A4	10 AWG	12 AWG
Wire stripping length	Recommended screwdriver	Recommended torque	protection	
10 mm	4 mm	0,5-0,8 Nm	IP 20	
.39"	.157"	4.4-7.1 lb.in	NEMA 1	

Current				
Rated		41 A	50 A	40 A

Wire size				
Rated / Gauge		6 mm ² / A5	8 AWG	8 AWG
Wire stripping length	Recommended screwdriver	Recommended torque	protection	
12 mm	4-5 mm	0,8-1 Nm	IP 20	
.47"	.157" - .197"	7.1-8.9 lb.in	NEMA 1	

Accessories

	1 End section	grey blue orange yellow beige	FEMS6	th. 3,0 mm	1SNA 113 885 R0100
	2 Circuit separator	grey	SCFEX1 (1)	th. 2,4 mm	1SNA 103 619 R0400
	3 Circuit separator	grey	SCFEX3 (1)	th. 2,4 mm	1SNA 103 620 R0100
	4 Circuit separator (for CPV cover)	grey beige	SCFCV1-2 (1)	th. 3,0 mm	1SNA 116 795 R1100
	5 Protective cover		SCFCV1-2 V0(1) V0	th. 3,0 mm	1SNA 196 795 R1200
	6 Test device		CPV1-2 (for SCFCV1-2...)		1SNA 176 816 R1200
	7 Test plug		DCJ	yellow	1SNA 173 059 R0300
	8 Comb type jumper bar		FC2	DIA. 2,0 mm	1SNA 007 865 R2600
		Insulating tip		PC6 35 A	2 poles 1SNA 113 546 R1400
	Insulating tip		PC6 35 A	3 poles 1SNA 116 536 R0500	
	Insulating tip		PC6 35 A	4 poles 1SNA 116 537 R0600	
	Insulating tip		PC6 35 A	10 poles 1SNA 113 548 R2600	
	Insulating tip		EIP	1SNA 113 550 R2400	
	9 IDC jumper		AD2,5	1SNA 114 205 R2000	

Type	P/N
FEMS6	th. 3,0 mm 1SNA 113 885 R0100
FEMS6	th. 3,0 mm 1SNA 103 292 R2500
SCFEX1 (1)	th. 2,4 mm 1SNA 103 619 R0400
SCFEX3 (1)	th. 2,4 mm 1SNA 103 620 R0100
SCFCV1-2 (1)	th. 3,0 mm 1SNA 116 795 R1100
SCFCV1-2 V0(1) V0	th. 3,0 mm 1SNA 196 795 R1200
CPV1-2 (for SCFCV1-2...)	1SNA 176 816 R1200
DCJ	yellow 1SNA 173 059 R0300
FC2	DIA. 2,0 mm 1SNA 007 865 R2600
PC6 35 A	2 poles 1SNA 113 546 R1400
PC6 35 A	3 poles 1SNA 116 536 R0500
PC6 35 A	4 poles 1SNA 116 537 R0600
PC6 35 A	10 poles 1SNA 113 548 R2600
EIP	1SNA 113 550 R2400
AD2,5	1SNA 114 205 R2000

Type	P/N
FEMS8	th. 3,0 mm 1SNA 114 195 R0600
FEMS8	th. 3,0 mm 1SNA 103 302 R0700
SCFEX1 (1)	th. 2,4 mm 1SNA 103 619 R0400
SCFEX3 (1)	th. 2,4 mm 1SNA 103 620 R0100
SCFCV1-2 (1)	th. 3,0 mm 1SNA 116 795 R1100
SCFCV1-2 V0(1) V0	th. 3,0 mm 1SNA 196 795 R1200
CPV1-2 (for SCFCV1-2...)	1SNA 176 816 R1200
DCO	orange 1SNA 173 060 R0000
FC2	DIA. 2,0 mm 1SNA 007 865 R2600
PC8 50 A	2 poles 1SNA 116 538 R1700
PC8 50 A	3 poles 1SNA 116 539 R1000
PC8 50 A	4 poles 1SNA 116 540 R2500
PC8 50 A	10 poles 1SNA 163 313 R2400
AD2,5	1SNA 114 205 R2000

Top of the block RC65 Side of the block RC65 - RC610

Top of the block RC65 Side of the block RC810

Note : (1) End section and circuit separators snapped on rails



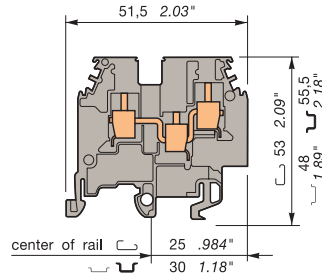
Single pole, multiclamp terminal blocks

Screw clamp



M 4/6.3A...

Spacing 6 mm + 0,1 (.238")



Standard 6 mm block.

1 SNA 115 468 R2000

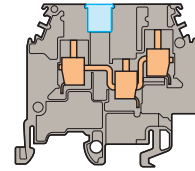
Colour Type Part numbers

Standard blocks

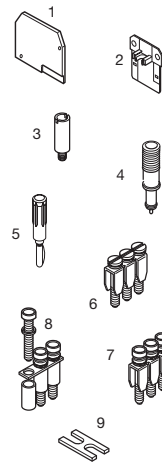
Grey	<input type="checkbox"/>	M 4/6.3A	1 SNA 115 468 R2000
Blue	<input type="checkbox"/>	M 4/6.3A.N	1 SNA 125 468 R2200
Beige V0	<input type="checkbox"/>	M 4/6.3A.V0	1 SNA 195 468 R2100

M 4/6.3A with partition

Grey	<input type="checkbox"/>	M 4/6.3A.1	1 SNA 115 483 R0000
------	--------------------------	------------	---------------------



Accessories



Accessories	Type	Part numbers
1 End section	grey blue yellow beige	FEM3A th. 3,0 mm 1 SNA 116 576 R1500 FEM3A th. 3,0 mm 1 SNA 126 576 R1700 FEM3A th. 3,0 mm 1 SNA 103 862 R2000 FEM3A V0 V0 th. 3,0 mm 1 SNA 196 576 R1600
2 Circuit separator	grey blue yellow beige	SCM6 1 SNA 113 003 R1000 SCM6 1 SNA 123 003 R1200 SCM6 1 SNA 103 020 R2300 SCM6 V0 V0 1 SNA 193 003 R1100
3 Test socket	AL2 (1) DIA. 2,0 mm 1 SNA 163 043 R2100 AL3 (1) DIA. 3,0 mm 1 SNA 163 261 R0000	
4 Test device	DCJ yellow 1 SNA 173 059 R0300	
5 Test plug	FC2 DIA. 2,0 mm 1 SNA 007 865 R2600	
6 Assembled jumper bar (without IP 20 protection)	32 A BJM6 (1)(2) 2 poles 1 SNA 168 516 R2500 32 A BJM6 (1)(2) 3 poles 1 SNA 168 517 R2600 32 A BJM6 (1)(2) 4 poles 1 SNA 168 518 R0700 32 A BJM6 (1)(2) 5 poles 1 SNA 168 519 R0000 32 A BJM6 (1)(2) 10 poles 1 SNA 168 973 R0700	
7 Assembled jumper bar (with IP 20 protection)	32 A BJM16 (1)(2) 2 poles 1 SNA 176 663 R0000 32 A BJM16 (1)(2) 3 poles 1 SNA 176 664 R0100 32 A BJM16 (1)(2) 4 poles 1 SNA 176 665 R0200 32 A BJM16 (1)(2) 5 poles 1 SNA 176 666 R0300 32 A BJM16 (1)(2) 10 poles 1 SNA 176 667 R0400	
8 Jumper bar not assembled Post + screw + washer IP20	32 A BJS6 (1)(2) 20 poles 1 SNA 174 784 R2000 EV6 1 SNA 168 604 R1600 EV6 I 1 SNA 206 394 R0200	
9 Connector plate	EL6 1 SNA 173 627 R2100	
11 Jumper	BJB 1 SNA 199 466 R2300	
12 Alternated jumper bar	BJA6 (1)(2) 1 SNA 116 541 R1200	
13 Universal jumper bar	50 A BJDP1 (1)(2) spacing 6 <->spacing 16 1 SNA 179 623 R0300 70 A BJDP3 (1)(2) spacing 6 <->spacing 12 1 SNA 179 625 R0500 50 A BJDP4 (1)(2) spacing 6 <->spacing 8 or 10 1 SNA 174 781 R2500	
14 Pivoting jumper bar	35 A BJP6 (1)(2) 1 SNA 174 413 R1400	
15 Comb-type jumper bar	35 A PC6 2 poles 1 SNA 113 546 R1400 35 A PC6 3 poles 1 SNA 116 536 R0500 35 A PC6 4 poles 1 SNA 116 537 R0600 35 A PC6 10 poles 1 SNA 113 548 R2600	
16 IDC jumper	EIP 1 SNA 113 550 R2400 AD2,5 1 SNA 114 205 R2000	

refer to the section "Special Applications" for part numbers and characteristics.

End stop	th. 9 mm	BADL	V0	1 SNA 399 903 R0200
End stop	th. 10 mm	BAM2	V2	1 SNA 206 351 R1600
End stop	th. 10 mm	BAM2 V0	V0	1 SNA 296 351 R0000
Rail	35 x 7,5 x 1	PR3.Z2		1 SNA 174 300 R1700
Rail	35 x 15 x 2,3	PR4		1 SNA 168 500 R1200
Rail	35 x 15 x 1,5	PR5		1 SNA 168 700 R2200
Rail	32 x 15 x 1,5	PR1.Z2		1 SNA 163 050 R0400

Other end stops, rails and accessories : see section on accessories.

Characteristics

Wire size

		IEC	UL	CSA
		NFC DIN		
Screw clamp	Rigid	0,2-4 mm ²	22-10 AWG	12 AWG maxi.
	Flexible	0,22-4 mm ²	22-10 AWG	12 AWG maxi.

Voltage

	800 V	600 V	600 V
Rated			
Impulse withstand	8 kV		
Pollution degree	3		

Current

	32 A	20 A	25 A
Rated			

Wire size

Rated / Gauge	4 mm ² / A4	10 AWG	12 AWG
Wire strip. length	Recomm. Screwdriver	Recomm. torque	Protection
9,5 mm .37"	4 mm .157"	0,5-0,8 Nm 4.4-7.1 lb.in	IP 20 NEMA 1

Notes

The use of some accessories may decrease the block's voltage rating. For more information, consult us.

R See section on markers



marking method

RC65 - RC610 RCT610

Nota : (1) A circuit separator SC may be required with the use of these accessories.
(2) Use of these accessories requires the user to cut out the partition of the terminal block M 4/6.3A.1.

Single pole, multiclamp terminal blocks

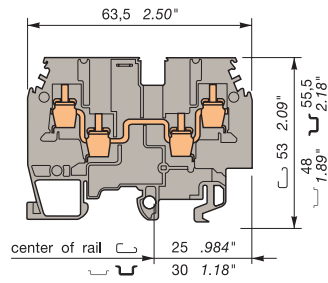
Screw clamp

DIN 1 - 3



M 4/6.4A...

Spacing 6 mm + 0,1 (.238")



Standard 6 mm block. 1SNA 115 479 R2300

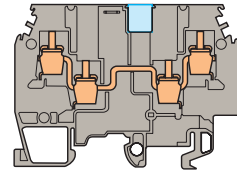
Colour Type Part numbers

Standard blocks

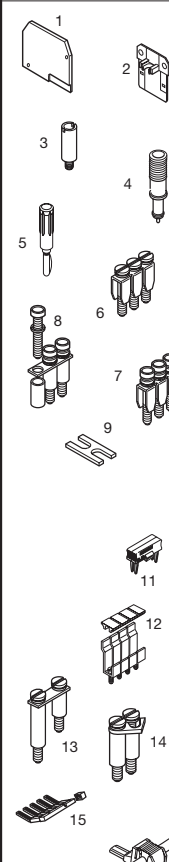
Grey	<input type="checkbox"/>	M 4/6.4A	1SNA 115 479 R2300
Blue	<input type="checkbox"/>	M 4/6.4A.N	1SNA 125 479 R2500
Beige V0	<input type="checkbox"/>	M 4/6.4A.V0	1SNA 195 479 R2400

M 4/6.4A with partition

Grey	<input type="checkbox"/>	M 4/6.4A.1	1SNA 115 482 R0700
------	--------------------------	------------	--------------------



Accessories



Accessories	Type	Part numbers
1 End section	grey	FEM4A th. 3,0 mm 1SNA 116 629 R2200
	blue	FEM4A th. 3,0 mm 1SNA 126 629 R2400
	yellow	FEM4A th. 3,0 mm 1SNA 103 863 R2100
	beige	FEM4A V0 th. 3,0 mm 1SNA 196 629 R2300
2 Circuit separator	grey	SCM6 1SNA 113 003 R1000
	blue	SCM6 1SNA 123 003 R1200
	yellow	SCM6 1SNA 103 020 R2300
	beige	SCM6 V0 1SNA 193 003 R1100
3 Test socket	AL2 (1) DIA. 2,0 mm	1SNA 163 043 R2100
	AL3 (1) DIA. 3,0 mm	1SNA 163 261 R0000
4 Test device	DCJ yellow	1SNA 173 059 R0300
5 Test plug	FC2 DIA. 2,0 mm	1SNA 007 865 R2600
6 Assembled jumper bar (without IP 20 protection)	32 A BJM6 (1)(2) 2 poles	1SNA 168 516 R2500
	32 A BJM6 (1)(2) 3 poles	1SNA 168 517 R2600
	32 A BJM6 (1)(2) 4 poles	1SNA 168 518 R0700
	32 A BJM6 (1)(2) 5 poles	1SNA 168 519 R0000
	32 A BJM6 (1)(2) 10 poles	1SNA 168 973 R0700
7 Assembled jumper bar (with IP 20 protection)	32 A BJM16 (1)(2) 2 poles	1SNA 176 663 R0000
	32 A BJM16 (1)(2) 3 poles	1SNA 176 664 R0100
	32 A BJM16 (1)(2) 4 poles	1SNA 176 665 R0200
	32 A BJM16 (1)(2) 5 poles	1SNA 176 666 R0300
	32 A BJM16 (1)(2) 10 poles	1SNA 176 667 R0400
8 Jumper bar not assembled Post + screw + washer IP20	32 A BJS6 (1)(2) 20 poles	1SNA 174 784 R2000
	EV6	1SNA 168 604 R1600
EV6 I	1SNA 206 394 R0200	
9 Connector plate	EL6	1SNA 173 627 R2100
11 Jumper	BJB	1SNA 199 466 R2300
	BJA6 (1)(2)	1SNA 116 541 R1200
	BJDP1 (1)(2) spacing 6 <-> spacing 16	1SNA 179 623 R0300
	BJDP3 (1)(2) spacing 6 <-> spacing 12	1SNA 179 625 R0500
	BJDP4 (1)(2) spacing 6 <-> spacing 8 or 10	1SNA 174 781 R2500
12 Alternated jumper bar	BJP6 (1)(2)	1SNA 174 413 R1400
13 Universal jumper bar	35 A PC6	1SNA 113 546 R1400
	35 A PC6	1SNA 116 536 R0500
	35 A PC6	1SNA 116 537 R0600
	35 A PC6	1SNA 116 538 R2600
	35 A PC6	1SNA 113 548 R2600
14 Pivoting jumper bar	EIP	1SNA 113 550 R2400
	EIP	1SNA 113 550 R2400
15 Comb-type jumper bar	AD2,5	1SNA 114 205 R2000
	AD2,5	1SNA 114 205 R2000
16 IDC jumper	AD2,5	1SNA 114 205 R2000
	AD2,5	1SNA 114 205 R2000

refer to the section "Special Applications" for part numbers and characteristics.

End stop	th. 9 mm	BADL	V0	1SNA 399 903 R0200
End stop	th. 10 mm	BAM2	V2	1SNA 206 351 R1600
End stop	th. 10 mm	BAM2 V0	V0	1SNA 296 351 R0000
Rail	35 x 7,5 x 1	PR3.Z2		1SNA 174 300 R1700
Rail	35 x 15 x 2,3	PR4		1SNA 168 500 R1200
Rail	35 x 15 x 1,5	PR5		1SNA 168 700 R2200
Rail	32 x 15 x 1,5	PR1.Z2		1SNA 163 050 R0400

Other end stops, rails and accessories : see section on accessories.

Characteristics

Wire size

		IEC	UL	CSA
		NFC DIN		
Screw clamp	Rigid	0,2-4 mm ²	22-10 AWG	12 AWG maxi.
	Flexible	0,22-4 mm ²	22-10 AWG	12 AWG maxi.

Voltage

Rated	800 V	600 V	600 V
Impulse withstand	8 kV		
Pollution degree	3		

Current

Rated	32 A	20 A	25 A
-------	------	------	------

Wire size

Rated / Gauge	4 mm ² / A4	10 AWG	12 AWG
Wire strip. length	Recomm. Screwdriver	Recomm. torque	Protection
9,5 mm	4 mm	0,5-0,8 Nm	IP 20
.37"	.157"	4.4-7.1 lb.in	NEMA 1

Notes

The use of some accessories may decrease the block's voltage rating. For more information, consult us.



R See section on markers

marking method RC65 - RC610 RCT610

Nota : (1) A circuit separator SC may be required with the use of these accessories.
(2) Use of these accessories requires the user to cut out the partition of the terminal block M 4/6.4A.1.

Standard terminal blocks

Screw clamp



refer to the section "Special Applications" for part numbers and characteristics.

Test connector : refer to section connectors

End stop	th. 9 mm	BADL	V0	1SNA 399 903 R0200
End stop	th. 10 mm	BAM2	V2	1SNA 206 351 R1600
End stop	th. 10 mm	BAM2 V0	V0	1SNA 296 351 R0000
Rail	35 x 7,5 x 1	PR3.Z2		1SNA 174 300 R1700
Rail	35 x 15 x 2,3	PR4		1SNA 168 500 R1200
Rail	35 x 15 x 1,5	PR5		1SNA 168 700 R2200
Rail	32 x 15 x 1,5	PR1.Z2		1SNA 163 050 R0400

Other end stops, rails and accessories : see section on accessories.

Characteristics

Wire size

Screw clamp	Rigid / Flexible	IEC		UL	CSA
		NFC	DIN		
		0,5-10 mm ²		22-8 AWG	24-8 AWG
		0,5-6 mm ²		22-8 AWG	24-8 AWG

Voltage

Rated	800 V	600 V	600 V
Impulse withstand	8 kV		
Pollution degree	3		

Current

Rated	41 A	50 A	55 A
-------	------	------	------

Wire size

Rated / Gauge	6 mm ² / A5	8 AWG	8 AWG
Wire strip length	Recomm. Screwdriver	Recomm. torque	Protection
12 mm	4-5 mm	0,8-1 Nm	IP 20
.47"	.157"-.197"	7.1-8.9 lb.in.	NEMA 1

Notes

The use of some accessories may decrease the block's voltage rating. For more information, consult us.

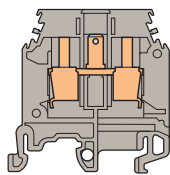
BJDP1 permits the interconnection with a terminal block series "M" spacing 16 mm.

BJDP3 permits the interconnection with a terminal block series "M" spacing 12 mm.

BJDP5 permits the interconnection with a terminal block series "M" spacing 10 mm.

M 6/8.2A.G

Spacing 8 mm - 0,05 (.315")

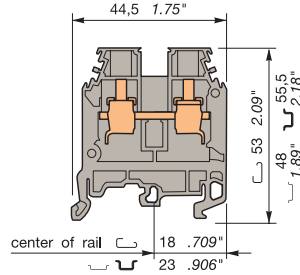


Grey 1SNA 115 672 R2400

See pages : other connections. 8 mm block with central quick-connect output for 2,8x0,8 mm series 110 tabs.

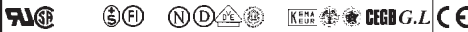
M 6/8...

Spacing 8 mm - 0,05 (.315")

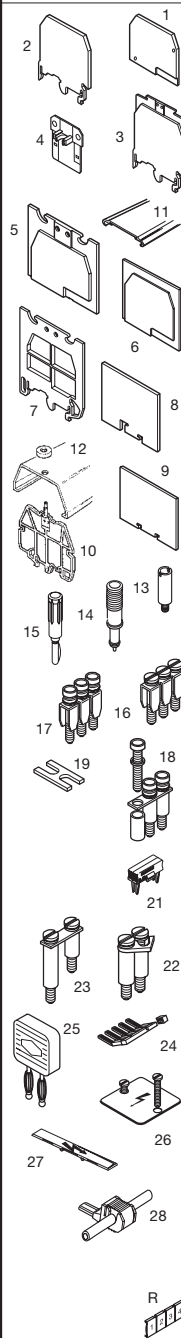


Standard 8 mm block.

1SNA 115 118 R1100



Accessories



Accessories	Type	Part numbers
1 End section	grey	FEM6 th. 2,8 mm 1SNA 118 368 R1600
	blue	FEM6 th. 2,8 mm 1SNA 128 368 R1000
	orange	FEM6 th. 2,8 mm 1SNA 103 126 R1600
	yellow	FEM6 th. 2,8 mm 1SNA 103 062 R2100
	green	FEM6 th. 2,8 mm 1SNA 103 125 R1500
	white	FEM6 th. 2,8 mm 1SNA 103 312 R2000
	beige	FEM6 V0 th. 2,8 mm 1SNA 198 368 R1700
	black	FEM6 th. 2,8 mm 1SNA 107 005 R2500
2 End section	grey	FEM61 (3) th. 3,0 mm 1SNA 114 776 R2300
3 End section	grey	FEM6C (3) th. 3,0 mm 1SNA 114 777 R2400
4 Separator end section	grey	SCM6 1SNA 113 003 R1000
	blue	SCM6 1SNA 123 003 R1200
	beige	SCM6 V0 1SNA 193 003 R1100
5 Separator end section	grey	SCF6 th. 3,0 mm 1SNA 118 707 R0300
	blue	SCF6 th. 3,0 mm 1SNA 128 707 R0500
	beige	SCF6 V0 th. 3,0 mm 1SNA 198 707 R0400
6 Separator end section	grey	SCF61 th. 3,0 mm 1SNA 114 202 R2500
7 Separator end section	grey	SCFM6 (3) th. 3,0 mm 1SNA 114 825 R0500
8 Separator end section	grey	SCFEX1 (3) th. 2,4 mm 1SNA 103 619 R0400
9 Separator end section	grey	SCFEX3 (3) th. 2,4 mm 1SNA 103 620 R0100
10 Separator end section (for cover CPV)	grey	SCFCV1-2 th. 3,0 mm 1SNA 116 795 R1100
	beige	SCFCV1-2 V0 th. 3,0 mm 1SNA 196 795 R1200
11 Protective cover		CPM (for FEM6C, SCF6(V0) and SCFM6) 1SNA 187 312 R1400
12 Protective cover		CPV1-2 (for SCFCV1-2...) 1SNA 176 816 R1200
13 Test socket		AL2 (1) DIA. 2 mm 1SNA 163 043 R2100
		AL3 (1) DIA. 3 mm 1SNA 163 261 R0000
		AL4 (1) DIA. 4 mm 1SNA 163 262 R0100
14 Test device	orange	DCO 1SNA 173 060 R0000
15 Test plug		FC2 DIA. 2 mm 1SNA 007 865 R2600
		FC4 DIA. 4 mm 1SNA 167 860 R0100
16 Assembled jumper bar (without IP20 protection)	41 A	BJM8 (1) 2 poles 1SNA 168 520 R0500
	41 A	BJM8 (1) 3 poles 1SNA 168 521 R2200
	41 A	BJM8 (1) 4 poles 1SNA 168 522 R2300
	41 A	BJM8 (1) 5 poles 1SNA 168 523 R2400
	41 A	BJM8 (1) 10 poles 1SNA 168 974 R0000
17 Assembled jumper bar (with IP20 protection)	41 A	BJM18 (1) 2 poles 1SNA 176 669 R1600
	41 A	BJM18 (1) 3 poles 1SNA 176 670 R1300
	41 A	BJM18 (1) 4 poles 1SNA 176 671 R0000
	41 A	BJM18 (1) 5 poles 1SNA 176 672 R0100
	41 A	BJM18 (1) 10 poles 1SNA 176 673 R0200
18 Jumper bar not assembled Post + washer + captive screw	41 A	BJS8 (1) 20 poles 1SNA 174 789 R0500
Post + washer + captive screw IP20		EV6 1SNA 168 604 R1600
		EV6 I 1SNA 206 394 R0200
19 Connector plate	35 A	EL6 1SNA 173 627 R2100
21 Jumper		BJB 1SNA 199 466 R2300
22 Pivoting jumper bar		BJP8 1SNA 174 448 R0700
23 Universal jumper bar	50 A	BJDP1 (1)(2) spacing 8 <->spacing 16 1SNA 179 623 R0300
	70 A	BJDP3 (1)(2) spacing 8 <->spacing 12 1SNA 179 625 R0500
	50 A	BJDP5 (1)(2) spacing 8 <->spacing 10 1SNA 174 782 R2600
24 Comb type jumper bar	50 A	PC8 (4) 2 poles 1SNA 116 538 R1700
	50 A	PC8 (4) 10 poles 1SNA 163 313 R2400
25 Bridging plug		BP8.A4 1SNA 173 888 R2000
26 Protection label		EP6 3 blocks 1SNA 163 427 R1700
		EP8 4 blocks 1SNA 163 428 R2000
Screw for protection label		VSP6 1SNA 163 433 R1500
27 Protection label		EPU6 1SNA 107 038 R2500
28 IDC jumper		AD2,5 1SNA 114 205 R2000
R See section on marking method		RCT810 RC810

Note : (1) A circuit separator SC may be required with the use of these accessories. (2) See "Notes". (3) End sections and separators snapped on rails. (4) See section : "Accessories" for other configurations of poles.

M 6/8.1...	M 6/8.2	M 6/8.3	M 6/8.4	M 6/8.C	M 6/8.RTS	
Spacing 8 mm - 0,05 (.315")	Spacing 8 mm - 0,05 (.315")	Spacing 8 mm - 0,05 (.315")	Spacing 8 mm - 0,05 (.315")	Spacing 8 mm - 0,05 (.315")	Spacing 8 mm - 0,05 (.315")	
Grey 1SNA 115 260 R0300 Green 1SNA 105 128 R2200 Beige V0 1SNA 195 260 R0400 Blue	Grey 1SNA 115 218 R2500 Beige V0 1SNA 195 218 R2600	Grey 1SNA 115 253 R2000 Beige V0 1SNA 195 253 R2100	Grey 1SNA 115 219 R2600 Beige V0 1SNA 195 219 R2700	Grey 1SNA 115 209 R0500 Beige V0 1SNA 195 209 R0600	Grey 1SNA 115 571 R1700	
M 6/8.1.N 1SNA 125 260 R0500 M 6/8 with partition	M 6/8 equipped with a test socket DIA. 2 mm/ .079"	M 6/8.1 equipped with a test socket DIA. 3 mm/ .12"	M 6/8.1 equipped with a test socket DIA. 4 mm/ .16"	M 6/8.1 equipped with a test socket DIA. 2,5 mm/ .10" for connector.	M 6/8 with blank top marking surface.	
						see standard M 6/8
Part numbers	Part numbers	Part numbers	Part numbers	Part numbers	Part numbers	Part numbers
1SNA 118 368 R1600 1SNA 128 368 R1000 1SNA 103 126 R1600 1SNA 103 062 R2100 1SNA 103 125 R1500 1SNA 103 312 R2000 V0 1SNA 198 368 R1700 1SNA 107 005 R2500	1SNA 118 368 R1600 1SNA 128 368 R1000 1SNA 103 126 R1600 1SNA 103 062 R2100 1SNA 103 125 R1500 1SNA 103 312 R2000 V0 1SNA 198 368 R1700 1SNA 107 005 R2500	1SNA 118 368 R1600 1SNA 128 368 R1000 1SNA 103 126 R1600 1SNA 103 062 R2100 1SNA 103 125 R1500 1SNA 103 312 R2000 V0 1SNA 198 368 R1700 1SNA 107 005 R2500	1SNA 118 368 R1600 1SNA 128 368 R1000 1SNA 103 126 R1600 1SNA 103 062 R2100 1SNA 103 125 R1500 1SNA 103 312 R2000 V0 1SNA 198 368 R1700 1SNA 107 005 R2500	1SNA 118 368 R1600 1SNA 128 368 R1000 1SNA 103 126 R1600 1SNA 103 062 R2100 1SNA 103 125 R1500 1SNA 103 312 R2000 V0 1SNA 198 368 R1700 1SNA 107 005 R2500	1SNA 118 368 R1600 1SNA 128 368 R1000 1SNA 103 126 R1600 1SNA 103 062 R2100 1SNA 103 125 R1500 1SNA 103 312 R2000 V0 1SNA 198 368 R1700 1SNA 107 005 R2500	
(3) 1SNA 114 776 R2300 (3) 1SNA 114 777 R2400 1SNA 113 003 R1000 1SNA 123 003 R1200 V0 1SNA 193 003 R1100 1SNA 118 707 R0300 1SNA 128 707 R0500 V0 1SNA 198 707 R0400 1SNA 114 202 R2500 (3) 1SNA 114 825 R0500 (3) 1SNA 103 619 R0400 (3) 1SNA 103 620 R0100 1SNA 116 795 R1100 V0 1SNA 196 795 R1200 1SNA 187 312 R1400 1SNA 176 816 R1200 1SNA 163 043 R2100 1SNA 163 261 R0000 1SNA 163 262 R0100 1SNA 173 060 R0000 1SNA 007 865 R2600 1SNA 167 860 R0100	(3) 1SNA 114 776 R2300 (3) 1SNA 114 777 R2400 1SNA 113 003 R1000 1SNA 123 003 R1200 V0 1SNA 193 003 R1100 1SNA 118 707 R0300 1SNA 128 707 R0500 V0 1SNA 198 707 R0400 1SNA 114 202 R2500 (3) 1SNA 114 825 R0500 (3) 1SNA 103 619 R0400 (3) 1SNA 103 620 R0100 1SNA 116 795 R1100 V0 1SNA 196 795 R1200 1SNA 187 312 R1400 1SNA 176 816 R1200 1SNA 163 043 R2100 1SNA 163 261 R0000 1SNA 163 262 R0100 1SNA 173 060 R0000 1SNA 007 865 R2600 1SNA 167 860 R0100	(3) 1SNA 114 776 R2300 (3) 1SNA 114 777 R2400 1SNA 113 003 R1000 1SNA 123 003 R1200 V0 1SNA 193 003 R1100 1SNA 118 707 R0300 1SNA 128 707 R0500 V0 1SNA 198 707 R0400 1SNA 114 202 R2500 (3) 1SNA 114 825 R0500 (3) 1SNA 103 619 R0400 (3) 1SNA 103 620 R0100 1SNA 116 795 R1100 V0 1SNA 196 795 R1200 1SNA 187 312 R1400 1SNA 176 816 R1200 1SNA 163 043 R2100 1SNA 163 261 R0000 1SNA 163 262 R0100 1SNA 173 060 R0000 1SNA 007 865 R2600 1SNA 167 860 R0100	(3) 1SNA 114 776 R2300 (3) 1SNA 114 777 R2400 1SNA 113 003 R1000 1SNA 123 003 R1200 V0 1SNA 193 003 R1100 1SNA 118 707 R0300 1SNA 128 707 R0500 V0 1SNA 198 707 R0400 1SNA 114 202 R2500 (3) 1SNA 114 825 R0500 (3) 1SNA 103 619 R0400 (3) 1SNA 103 620 R0100 1SNA 116 795 R1100 V0 1SNA 196 795 R1200 1SNA 187 312 R1400 1SNA 176 816 R1200 1SNA 163 043 R2100 1SNA 163 261 R0000 1SNA 163 262 R0100 1SNA 173 060 R0000 1SNA 007 865 R2600 1SNA 167 860 R0100	(3) 1SNA 114 776 R2300 (3) 1SNA 114 777 R2400 1SNA 113 003 R1000 1SNA 123 003 R1200 V0 1SNA 193 003 R1100 1SNA 118 707 R0300 1SNA 128 707 R0500 V0 1SNA 198 707 R0400 1SNA 114 202 R2500 (3) 1SNA 114 825 R0500 (3) 1SNA 103 619 R0400 (3) 1SNA 103 620 R0100 1SNA 116 795 R1100 V0 1SNA 196 795 R1200 1SNA 187 312 R1400 1SNA 176 816 R1200 1SNA 163 043 R2100 1SNA 163 261 R0000 1SNA 163 262 R0100 1SNA 173 060 R0000 1SNA 007 865 R2600 1SNA 167 860 R0100	(3) 1SNA 114 776 R2300 (3) 1SNA 114 777 R2400 1SNA 113 003 R1000 1SNA 123 003 R1200 V0 1SNA 193 003 R1100 1SNA 118 707 R0300 1SNA 128 707 R0500 V0 1SNA 198 707 R0400 1SNA 114 202 R2500 (3) 1SNA 114 825 R0500 (3) 1SNA 103 619 R0400 (3) 1SNA 103 620 R0100 1SNA 116 795 R1100 V0 1SNA 196 795 R1200 1SNA 187 312 R1400 1SNA 176 816 R1200 1SNA 163 043 R2100 1SNA 163 261 R0000 1SNA 163 262 R0100 1SNA 173 060 R0000 1SNA 007 865 R2600 1SNA 167 860 R0100	
(5) 1SNA 168 520 R0500 (5) 1SNA 168 521 R2200 (5) 1SNA 168 522 R2300 (5) 1SNA 168 523 R2400 (5) 1SNA 168 974 R0000 (5) 1SNA 176 669 R1600 (5) 1SNA 176 670 R1300 (5) 1SNA 176 671 R0000 (5) 1SNA 176 672 R0100 (5) 1SNA 176 673 R0200 (5) 1SNA 174 789 R0500 1SNA 168 604 R1600 1SNA 206 394 R0200 1SNA 173 627 R2100					The terminal blocks M 6/8.C are equipped with a test socket DIA. 2,5 mm/ .10" for connectors described in the section "Connectors".	
1SNA 199 466 R2300 (5) 1SNA 174 448 R0700 (5)(2) 1SNA 179 623 R0300 (5)(2) 1SNA 179 625 R0500 (5)(2) 1SNA 174 782 R2600 1SNA 116 538 R1700 1SNA 163 313 R2400 1SNA 173 888 R2000 1SNA 163 427 R1700 1SNA 163 428 R2000 1SNA 163 433 R1500 1SNA 107 038 R2500 1SNA 114 205 R2000	1SNA 199 466 R2300 1SNA 116 538 R1700 1SNA 163 313 R2400	1SNA 199 466 R2300 1SNA 116 538 R1700 1SNA 163 313 R2400	1SNA 199 466 R2300 1SNA 116 538 R1700 1SNA 163 313 R2400 1SNA 173 888 R2000	1SNA 199 466 R2300 1SNA 116 538 R1700 1SNA 163 313 R2400	1SNA 199 466 R2300 1SNA 116 538 R1700 1SNA 163 313 R2400	1SNA 199 466 R2300 1SNA 116 538 R1700 1SNA 163 313 R2400
RC810 RC810	RC810	RC810	RC810	RC810	RC810	

Note : (2) See "Notes". (3) End sections and separators snapped on rails. (5) Use of these accessories requires the user to cut out the partition.

Standard terminal blocks

Screw clamp



A

1

refer to the section "Special Applications" for part numbers and characteristics.

Test connector : refer to section connectors

End stop		th. 9 mm	BADL	V0	1SNA 399 903 R0200
End stop		th. 10 mm	BAM2	V2	1SNA 206 351 R16000
End stop		th. 10 mm	BAM2 V0	V0	1SNA 296 351 R00000
Rail		35 x 7,5 x 1	PR3.Z2		1SNA 174 300 R1700
Rail		35 x 15 x 2,3	PR4		1SNA 168 500 R1200
Rail		35 x 15 x 1,5	PR5		1SNA 168 700 R2200
Rail		32 x 15 x 1,5	PR1.Z2		1SNA 163 050 R0400

Other end stops, rails and accessories : see section on accessories.

Characteristics

Wire size

		IEC	UL	CSA
		NFC DIN		
Screw clamp	Rigid	0,5-16 mm ²	20-6 AWG	18-6 AWG
	Flexible	0,5-10 mm ²	20-6 AWG	18-6 AWG

Voltage

Rated	800 V	600 V	600 V
Impulse withstand	8 kV		
Pollution degree	3		

Current

Rated	57 A	65 A	70 A
Wire size			

Wire size

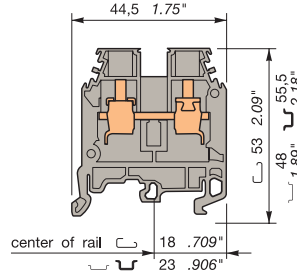
Rated / Gauge	10 mm ² / B6	6 AWG	6 AWG
Wire strip. length	Recomm. Screwdriver	Recomm. torque	Protection
12 mm	5,5-6 mm	1,2-1,4 Nm	IP 20
.47"	.217" - .238"	10,6-12,4 lb.in.	NEMA 1

Notes

The use of some accessories may decrease the block's voltage rating. For more information, consult us.

M 10/10...

Spacing 10 mm - 0,05 (.394")

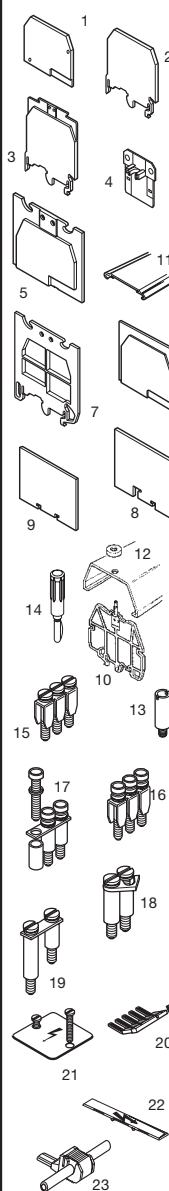


Standard 10 mm block 1SNA 115 120 R1700



Colour	Type	Part numbers
Standard blocks		
Grey		M 10/10 1SNA 115 120 R1700
Blue		M 10/10.N 1SNA 125 120 R1100
Yellow		M 10/10 1SNA 105 120 R2600
Red		M 10/10 1SNA 400 189 R0400
Black		M 10/10 1SNA 400 188 R0300
White		M 10/10 1SNA 400 190 R0100
Beige V0		M 10/10.V0 1SNA 195 120 R1000

Accessories



Accessories	Type	Part numbers
1 End section	grey	FEM6 th. 2,8 mm 1SNA 118 368 R1600
	blue	FEM6 th. 2,8 mm 1SNA 128 368 R1000
	orange	FEM6 th. 2,8 mm 1SNA 103 126 R1600
	yellow	FEM6 th. 2,8 mm 1SNA 103 062 R2100
	green	FEM6 th. 2,8 mm 1SNA 103 125 R1500
	white	FEM6 th. 2,8 mm 1SNA 103 312 R2000
	beige	FEM6 V0 th. 2,8 mm 1SNA 198 368 R1700
2 End section	grey	FEM61 (3) th. 3,0 mm 1SNA 114 776 R2300
3 End section	grey	FEM6C (3) th. 3,0 mm 1SNA 114 777 R2400
4 Circuit separator	grey	SCM6 1SNA 113 003 R1000
	blue	SCM6 1SNA 123 003 R1200
	orange	SCM6 1SNA 103 233 R2100
	yellow	SCM6 1SNA 103 020 R2300
	beige	SCM6 V0 1SNA 193 003 R1100
5 Separator end section	grey	SCF6 th. 3,0 mm 1SNA 118 707 R0300
	blue	SCF6 th. 3,0 mm 1SNA 128 707 R0500
	beige	SCF6 V0 th. 3,0 mm 1SNA 198 707 R0400
6 Separator end section	grey	SCF61 th. 3,0 mm 1SNA 114 202 R2500
7 Separator end section	grey	SCFM6 (3) th. 3,0 mm 1SNA 114 825 R0500
8 Separator end section	grey	SCFEX1 (3) th. 2,4 mm 1SNA 103 619 R0400
9 Separator end section	grey	SCFEX3 (3) th. 2,4 mm 1SNA 103 620 R0100
10 Separator end section	grey	SCFCV1-2 th. 3,0 mm 1SNA 116 795 R1100
	beige	SCFCV1-2 V0 th. 3,0 mm 1SNA 196 795 R1200
11 Protective cover	CPM (for FEM6C, SCF6(V0) and SCFM6)	1SNA 187 312 R1400
12 Protective cover	CPV1-2 (for SCFCV1-2...)	1SNA 176 816 R1200
13 Test socket	AL2 (1) DIA. 2 mm	1SNA 163 043 R2100
	AL3 (1) DIA. 3 mm	1SNA 163 261 R0000
	AL4 (1) DIA. 4 mm	1SNA 163 262 R0100
14 Test plug	FC2 DIA. 2 mm	1SNA 007 865 R2600
	FC4 DIA. 4 mm	1SNA 167 860 R0100
15 Assembled jumper bar	57 A	BJM10 (1) 2 poles 1SNA 173 611 R2100
	57 A	BJM10 (1) 3 poles 1SNA 173 612 R2200
	57 A	BJM10 (1) 4 poles 1SNA 173 613 R2300
	57 A	BJM10 (1) 5 poles 1SNA 173 614 R2400
	57 A	BJM10 (1) 10 poles 1SNA 173 615 R2500
16 Assembled jumper bar	57 A	BJM10 (1) 2 poles 1SNA 176 675 R0400
	57 A	BJM10 (1) 3 poles 1SNA 176 676 R0500
	57 A	BJM10 (1) 4 poles 1SNA 176 677 R0600
	57 A	BJM10 (1) 5 poles 1SNA 176 678 R1700
	57 A	BJM10 (1) 10 poles 1SNA 176 679 R1000
17 Jumper bar not assembled	57 A	BJS10 (1) 20 poles 1SNA 177 654 R0000
		Post + screw + washer
		EV6 1SNA 168 604 R1600
18 Pivoting jumper bar	70 A	BJP10 1SNA 206 394 R0200
19 Universal jumper bar	50 A	BJDP1 (1)(2) spacing 10 <-> spacing 16 1SNA 179 623 R0300
	70 A	BJDP3 (1)(2) spacing 10 <-> spacing 12 1SNA 179 625 R0500
20 Comb type jumper bar	70 A	PC10 10 poles 1SNA 163 315 R2600
21 Protection label	EP8	3 blocks 1SNA 163 428 R2000
	EP10	4 blocks 1SNA 163 429 R2100
	VSP6	1SNA 163 433 R1500
22 Protection label	EPU6	1SNA 107 038 R2500
23 IDC jumper	24 A	AD2,5 1SNA 114 205 R2000

R See section on markers marking method RC1010
 Note : (1) A circuit separator **SC** may be required with the use of these accessories.
 (2) See column : "Various applications".
 (3) End sections and circuit separators snapped on rails.

M 10/10.1		M 10/10.4		M 10/10.C		M 10/10.RTS								
Spacing 10 mm - 0,05 (.394")		Spacing 10 mm - 0,05 (.394")		Spacing 10 mm - 0,05 (.394")		Spacing 10 mm - 0,05 (.394")								
Grey □ 1SNA 115 261 R2000 Beige V0 □ 1SNA 195 261 R2100		Grey □ 1SNA 115 474 R1600		Grey □ 1SNA 115 228 R2700 Beige V0 □ 1SNA 195 228 R2000		Grey □ 1SNA 115 572 R1000								
M 10/10 with partition.		M 10/10.1 equipped with a test socket DIA. 4 mm/.16".		M 10/10 equipped with a flexible test socket DIA. 2,5 mm/.10" for connector.		M 10/10 with blank top marking surface.								
UL	CE	UL	CE	UL	CE	UL	CE	idem M 10/10						
Part numbers	Part numbers	Part numbers	Part numbers	Part numbers	Part numbers	Part numbers	Part numbers			Various applications				
1SNA 118 368 R1600 1SNA 103 312 R2000 1SNA 128 368 R1000 1SNA 103 062 R2100 1SNA 103 125 R1500 1SNA 103 126 R1600 V0 1SNA 198 368 R1700	1SNA 118 368 R1600 1SNA 103 312 R2000 1SNA 128 368 R1000 1SNA 103 062 R2100 1SNA 103 125 R1500 1SNA 103 126 R1600 V0 1SNA 198 368 R1700	1SNA 118 368 R1600 1SNA 103 312 R2000 1SNA 128 368 R1000 1SNA 103 062 R2100 1SNA 103 125 R1500 1SNA 103 126 R1600 V0 1SNA 198 368 R1700	1SNA 118 368 R1600 1SNA 103 312 R2000 1SNA 128 368 R1000 1SNA 103 062 R2100 1SNA 103 125 R1500 1SNA 103 126 R1600 V0 1SNA 198 368 R1700	1SNA 118 368 R1600 1SNA 103 312 R2000 1SNA 128 368 R1000 1SNA 103 062 R2100 1SNA 103 125 R1500 1SNA 103 126 R1600 V0 1SNA 198 368 R1700	1SNA 118 368 R1600 1SNA 103 312 R2000 1SNA 128 368 R1000 1SNA 103 062 R2100 1SNA 103 125 R1500 1SNA 103 126 R1600 V0 1SNA 198 368 R1700	1SNA 118 368 R1600 1SNA 103 312 R2000 1SNA 128 368 R1000 1SNA 103 062 R2100 1SNA 103 125 R1500 1SNA 103 126 R1600 V0 1SNA 198 368 R1700	1SNA 118 368 R1600 1SNA 103 312 R2000 1SNA 128 368 R1000 1SNA 103 062 R2100 1SNA 103 125 R1500 1SNA 103 126 R1600 V0 1SNA 198 368 R1700			<p>The terminal blocks M 10/10.C are equipped with a test socket DIA. 2,5 mm/.10" for connectors described in this section "Connectors".</p>				
(3) 1SNA 114 776 R2300 (3) 1SNA 114 777 R2400 (3) 1SNA 113 003 R1000 1SNA 123 003 R1200 1SNA 103 020 R2300 1SNA 103 233 R2100 V0 1SNA 193 003 R1100 1SNA 118 707 R0300 1SNA 128 707 R0500 V0 1SNA 198 707 R0400 1SNA 114 202 R2500 (3) 1SNA 114 825 R0500 (3) 1SNA 103 619 R0400 (3) 1SNA 103 620 R0100 1SNA 116 795 R1100 V0 1SNA 196 795 R1200 1SNA 187 312 R1400 1SNA 176 816 R1200 1SNA 163 043 R2100 1SNA 163 261 R0000 1SNA 163 262 R0100 1SNA 007 865 R2600 1SNA 167 860 R0100 (4) 1SNA 173 611 R2100 (4) 1SNA 173 612 R2200 (4) 1SNA 173 613 R2300 (4) 1SNA 173 614 R2400 (4) 1SNA 173 615 R2500 (4) 1SNA 176 675 R0400 (4) 1SNA 176 676 R0500 (4) 1SNA 176 677 R0600 (4) 1SNA 176 678 R1700 (4) 1SNA 176 679 R1000 (4) 1SNA 163 060 R0600 1SNA 168 604 R1600 1SNA 206 394 R0200 1SNA 174 451 R2200 (4)(2) 1SNA 179 623 R0300 (4)(2) 1SNA 179 625 R0500 1SNA 163 315 R2600 1SNA 163 428 R2000 1SNA 163 429 R2100 1SNA 163 433 R1500 1SNA 107 038 R2500 1SNA 114 205 R2000	(3) 1SNA 114 776 R2300 (3) 1SNA 114 777 R2400 (3) 1SNA 113 003 R1000 1SNA 123 003 R1200 1SNA 103 020 R2300 1SNA 103 233 R2100 V0 1SNA 193 003 R1100 1SNA 118 707 R0300 1SNA 128 707 R0500 V0 1SNA 198 707 R0400 1SNA 114 202 R2500 (3) 1SNA 114 825 R0500 (3) 1SNA 103 619 R0400 (3) 1SNA 103 620 R0100 1SNA 116 795 R1100 V0 1SNA 196 795 R1200 1SNA 187 312 R1400 1SNA 176 816 R1200 1SNA 163 043 R2100 1SNA 163 261 R0000 1SNA 163 262 R0100 1SNA 007 865 R2600 1SNA 167 860 R0100 (4) 1SNA 173 611 R2100 (4) 1SNA 173 612 R2200 (4) 1SNA 173 613 R2300 (4) 1SNA 173 614 R2400 (4) 1SNA 173 615 R2500 (4) 1SNA 176 675 R0400 (4) 1SNA 176 676 R0500 (4) 1SNA 176 677 R0600 (4) 1SNA 176 678 R1700 (4) 1SNA 176 679 R1000 (4) 1SNA 163 060 R0600 1SNA 168 604 R1600 1SNA 206 394 R0200 1SNA 174 451 R2200 (4)(2) 1SNA 179 623 R0300 (4)(2) 1SNA 179 625 R0500 1SNA 163 315 R2600 1SNA 163 428 R2000 1SNA 163 429 R2100 1SNA 163 433 R1500 1SNA 107 038 R2500 1SNA 114 205 R2000	(3) 1SNA 114 776 R2300 (3) 1SNA 114 777 R2400 (3) 1SNA 113 003 R1000 1SNA 123 003 R1200 1SNA 103 020 R2300 1SNA 103 233 R2100 V0 1SNA 193 003 R1100 1SNA 118 707 R0300 1SNA 128 707 R0500 V0 1SNA 198 707 R0400 1SNA 114 202 R2500 (3) 1SNA 114 825 R0500 (3) 1SNA 103 619 R0400 (3) 1SNA 103 620 R0100 1SNA 116 795 R1100 V0 1SNA 196 795 R1200 1SNA 187 312 R1400 1SNA 176 816 R1200 1SNA 163 043 R2100 1SNA 163 261 R0000 1SNA 163 262 R0100 1SNA 007 865 R2600 1SNA 167 860 R0100 (4) 1SNA 173 611 R2100 (4) 1SNA 173 612 R2200 (4) 1SNA 173 613 R2300 (4) 1SNA 173 614 R2400 (4) 1SNA 173 615 R2500 (4) 1SNA 176 675 R0400 (4) 1SNA 176 676 R0500 (4) 1SNA 176 677 R0600 (4) 1SNA 176 678 R1700 (4) 1SNA 176 679 R1000 (4) 1SNA 163 060 R0600 1SNA 168 604 R1600 1SNA 206 394 R0200 1SNA 174 451 R2200 (4)(2) 1SNA 179 623 R0300 (4)(2) 1SNA 179 625 R0500 1SNA 163 315 R2600 1SNA 163 428 R2000 1SNA 163 429 R2100 1SNA 163 433 R1500 1SNA 107 038 R2500 1SNA 114 205 R2000	(3) 1SNA 114 776 R2300 (3) 1SNA 114 777 R2400 (3) 1SNA 113 003 R1000 1SNA 123 003 R1200 1SNA 103 020 R2300 1SNA 103 233 R2100 V0 1SNA 193 003 R1100 1SNA 118 707 R0300 1SNA 128 707 R0500 V0 1SNA 198 707 R0400 1SNA 114 202 R2500 (3) 1SNA 114 825 R0500 (3) 1SNA 103 619 R0400 (3) 1SNA 103 620 R0100 1SNA 116 795 R1100 V0 1SNA 196 795 R1200 1SNA 187 312 R1400 1SNA 176 816 R1200 1SNA 163 043 R2100 1SNA 163 261 R0000 1SNA 163 262 R0100 1SNA 007 865 R2600 1SNA 167 860 R0100 (4) 1SNA 173 611 R2100 (4) 1SNA 173 612 R2200 (4) 1SNA 173 613 R2300 (4) 1SNA 173 614 R2400 (4) 1SNA 173 615 R2500 (4) 1SNA 176 675 R0400 (4) 1SNA 176 676 R0500 (4) 1SNA 176 677 R0600 (4) 1SNA 176 678 R1700 (4) 1SNA 176 679 R1000 (4) 1SNA 163 060 R0600 1SNA 168 604 R1600 1SNA 206 394 R0200 1SNA 174 451 R2200 (4)(2) 1SNA 179 623 R0300 (4)(2) 1SNA 179 625 R0500 1SNA 163 315 R2600 1SNA 163 428 R2000 1SNA 163 429 R2100 1SNA 163 433 R1500 1SNA 107 038 R2500 1SNA 114 205 R2000	(3) 1SNA 114 776 R2300 (3) 1SNA 114 777 R2400 (3) 1SNA 113 003 R1000 1SNA 123 003 R1200 1SNA 103 020 R2300 1SNA 103 233 R2100 V0 1SNA 193 003 R1100 1SNA 118 707 R0300 1SNA 128 707 R0500 V0 1SNA 198 707 R0400 1SNA 114 202 R2500 (3) 1SNA 114 825 R0500 (3) 1SNA 103 619 R0400 (3) 1SNA 103 620 R0100 1SNA 116 795 R1100 V0 1SNA 196 795 R1200 1SNA 187 312 R1400 1SNA 176 816 R1200 1SNA 163 043 R2100 1SNA 163 261 R0000 1SNA 163 262 R0100 1SNA 007 865 R2600 1SNA 167 860 R0100 (4) 1SNA 173 611 R2100 (4) 1SNA 173 612 R2200 (4) 1SNA 173 613 R2300 (4) 1SNA 173 614 R2400 (4) 1SNA 173 615 R2500 (4) 1SNA 176 675 R0400 (4) 1SNA 176 676 R0500 (4) 1SNA 176 677 R0600 (4) 1SNA 176 678 R1700 (4) 1SNA 176 679 R1000 (4) 1SNA 163 060 R0600 1SNA 168 604 R1600 1SNA 206 394 R0200 1SNA 174 451 R2200 (4)(2) 1SNA 179 623 R0300 (4)(2) 1SNA 179 625 R0500 1SNA 163 315 R2600 1SNA 163 428 R2000 1SNA 163 429 R2100 1SNA 163 433 R1500 1SNA 107 038 R2500 1SNA 114 205 R2000	(3) 1SNA 114 776 R2300 (3) 1SNA 114 777 R2400 (3) 1SNA 113 003 R1000 1SNA 123 003 R1200 1SNA 103 020 R2300 1SNA 103 233 R2100 V0 1SNA 193 003 R1100 1SNA 118 707 R0300 1SNA 128 707 R0500 V0 1SNA 198 707 R0400 1SNA 114 202 R2500 (3) 1SNA 114 825 R0500 (3) 1SNA 103 619 R0400 (3) 1SNA 103 620 R0100 1SNA 116 795 R1100 V0 1SNA 196 795 R1200 1SNA 187 312 R1400 1SNA 176 816 R1200 1SNA 163 043 R2100 1SNA 163 261 R0000 1SNA 163 262 R0100 1SNA 007 865 R2600 1SNA 167 860 R0100 (4) 1SNA 173 611 R2100 (4) 1SNA 173 612 R2200 (4) 1SNA 173 613 R2300 (4) 1SNA 173 614 R2400 (4) 1SNA 173 615 R2500 (4) 1SNA 176 675 R0400 (4) 1SNA 176 676 R0500 (4) 1SNA 176 677 R0600 (4) 1SNA 176 678 R1700 (4) 1SNA 176 679 R1000 (4) 1SNA 163 060 R0600 1SNA 168 604 R1600 1SNA 206 394 R0200 1SNA 174 451 R2200 (4)(2) 1SNA 179 623 R0300 (4)(2) 1SNA 179 625 R0500 1SNA 163 315 R2600 1SNA 163 428 R2000 1SNA 163 429 R2100 1SNA 163 433 R1500 1SNA 107 038 R2500 1SNA 114 205 R2000									
RC1010	RC1010	RC1010	RC1010	RC1010	RC1010	RC1010	RC1010							
<p>Note : (2) See column : "Various applications". (3) End sections and circuit separators snapped on rails. (4) Use of these accessories requires the user to cut out the partition.</p>														

A

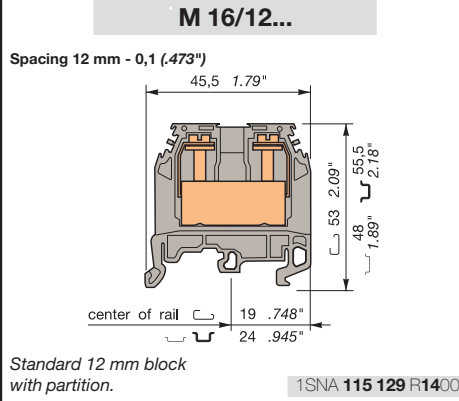
1

Standard terminal blocks

Screw clamp



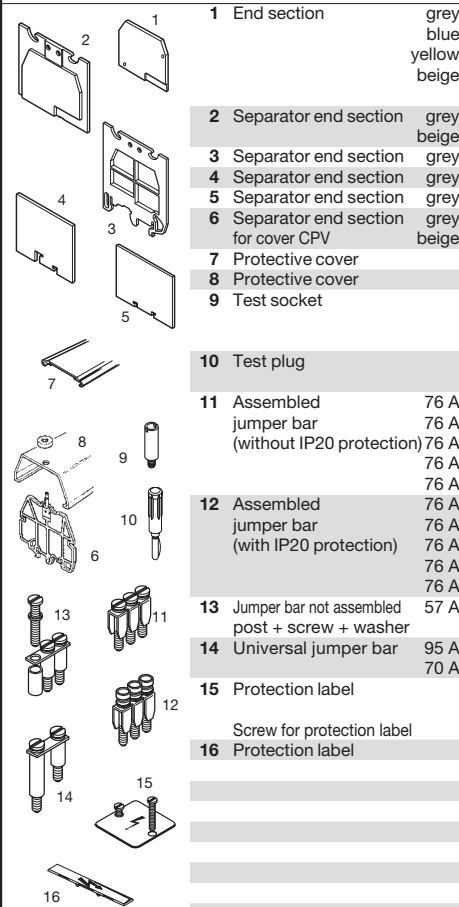
DIN 1 - 3



Colour	Type	Part numbers
Standard blocks		
Grey	<input type="checkbox"/> M 16/12	1SNA 115 129 R1400
Blue	<input type="checkbox"/> M 16/12.N	1SNA 125 129 R1600
Yellow	<input type="checkbox"/> M 16/12	1SNA 105 129 R2300
Red	<input type="checkbox"/> M 16/12	1SNA 400 192 R2700
Black	<input type="checkbox"/> M 16/12	1SNA 400 191 R2600
White	<input type="checkbox"/> M 16/12	1SNA 400 193 R2000
Beige V0	<input type="checkbox"/> M 16/12.V0	1SNA 195 129 R1500



Accessories



Type	Part numbers
1 End section	grey FEM12 th. 3,0 mm 1SNA 118 618 R0100 blue FEM12 th. 3,0 mm 1SNA 128 618 R0300 yellow FEM12 th. 3,0 mm 1SNA 103 065 R2400 beige FEM12 V0 th. 3,0 mm 1SNA 198 618 R0200
2 Separator end section	grey SCF12 th. 3,0 mm 1SNA 113 102 R1000 beige SCF12 V0 th. 3,0 mm 1SNA 193 102 R1100
3 Separator end section	grey SCFM6 (1) th. 3,0 mm 1SNA 114 825 R0500
4 Separator end section	grey SCFEX1 (1) th. 2,4 mm 1SNA 103 619 R0400
5 Separator end section	grey SCFEX3 (1) th. 2,4 mm 1SNA 103 620 R0100
6 Separator end section for cover CPV	grey SCFCV 1.2 th. 3,0 mm 1SNA 116 795 R1100 beige SCFCV 1.2 V0 th. 3,0 mm 1SNA 196 795 R1200
7 Protective cover	CPM (for SCF12..., SCFM6) 1SNA 187 312 R1400
8 Protective cover for cover CPV	CPV 1.2 (for SCFCV1.2...) 1SNA 176 816 R1200
9 Test socket	AL2 DIA. 2,0 mm 1SNA 163 043 R2100 AL3 DIA. 3,0 mm 1SNA 163 261 R0000 AL4 DIA. 4,0 mm 1SNA 163 262 R0100
10 Test plug	FC2 DIA. 2,0 mm 1SNA 007 865 R2600 FC4 DIA. 4,0 mm 1SNA 167 860 R0100
11 Assembled jumper bar (without IP20 protection)	76 A BJM 12 (2) 2 poles 1SNA 179 618 R1600 76 A BJM 12 (2) 3 poles 1SNA 179 619 R1700 76 A BJM 12 (2) 4 poles 1SNA 179 620 R1400 76 A BJM 12 (2) 5 poles 1SNA 179 621 R0100 76 A BJM 12 (2) 10 poles 1SNA 179 622 R0200
12 Assembled jumper bar (with IP20 protection)	76 A BJMI 12 (2) 2 poles 1SNA 179 626 R0600 76 A BJMI 12 (2) 3 poles 1SNA 179 628 R1000 76 A BJMI 12 (2) 4 poles 1SNA 179 629 R1100 76 A BJMI 12 (2) 5 poles 1SNA 179 630 R1600 76 A BJMI 12 (2) 10 poles 1SNA 179 631 R0300
13 Jumper bar not assembled post + screw + washer	57 A BJS 12 (2) 20 poles 1SNA 177 653 R0700 EV12 1SNA 168 664 R1100
14 Universal jumper bar	95 A BJDP2 (2)(3) spacing 12<->spacing 16 1SNA 179 624 R0400 70 A BJDP3 (2)(3) spacing 12<->spacing 6-6,5-8 or 10 1SNA 179 625 R0500
15 Protection label	EP10 3 blocks 1SNA 163 429 R2100 EP12 4 blocks 1SNA 163 430 R2600
Screw for protection label	VSP12 1SNA 163 432 R1400
16 Protection label	EPU6 1SNA 107 038 R2500

refer to the section "Special Applications" for part numbers and characteristics.

End stop	th. 9 mm	BADL	V0	1SNA 399 903 R0200
End stop	th. 10 mm	BAM2	V2	1SNA 206 351 R1600
End stop	th. 10 mm	BAM2 V0	V0	1SNA 296 351 R0000
Rail	35 x 7,5 x 1	PR3.Z2		1SNA 174 300 R1700
Rail	35 x 15 x 2,3	PR4		1SNA 168 500 R1200
Rail	35 x 15 x 1,5	PR5		1SNA 168 700 R2200
Rail	32 x 15 x 1,5	PR1.Z2		1SNA 163 050 R0400

Other end stops, rails and accessories : see section on accessories.

Characteristics

Wire size		IEC	UL	CSA
		NFC DIN		
Screw clamp	Rigid	0,5-25 mm ²	18-6 AWG	8-4 AWG
	Flexible	0,5-16 mm ²	18-6 AWG	8-4 AWG

Voltage			
Rated	800 V	600 V	600 V
Impulse withstand	8 kV		
Pollution degree	3		

Current			
Rated	85 A	85 A	100 A

Wire size			
Rated / Gauge	16 mm ² / B7	6 AWG	4 AWG
Wire strip. length	Recomm. Screwdriver	Recomm. torque	Protection
14 mm	5,5 mm	1,2-1,4 Nm	IP 20
.55"	.22"	10,6-12,4 lb.in	NEMA 1

Notes

The use of some accessories may decrease the block's voltage rating. For more information, consult us.



R See section on marking method

RC65 - RC610 RC810 RC1010

Note : (1) Separator end sections snapped on rails. (3) See column : "Various applications".
(2) Use of these accessories requires the user to cut out the partition. (4) Use 2 labels EPU6 (spacing 12 mm).



Standard terminal blocks

Screw clamp



refer to the section "Special Applications" for part numbers and characteristics.

End stop	th. 9 mm	BADL	V0	1SNA 399 903 R0200
End stop	th. 10 mm	BAM2	V2	1SNA 206 351 R1600
End stop	th. 10 mm	BAM2 V0	V0	1SNA 296 351 R0000
Rail	35 x 7,5 x 1	PR3.Z2		1SNA 174 300 R1700
Rail	35 x 15 x 2,3	PR4		1SNA 168 500 R1200
Rail	35 x 15 x 1,5	PR5		1SNA 168 700 R2200
Rail	32 x 15 x 1,5	PR1.Z2		1SNA 163 050 R0400

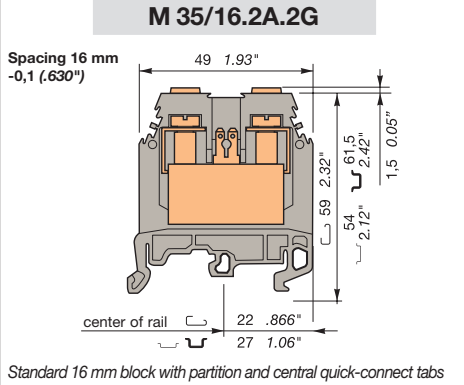
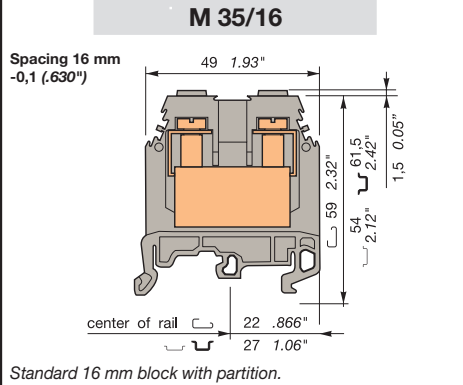
Other end stops, rails and accessories : see section on accessories.

Notes

The use of some accessories may decrease the block's voltage rating. For more information, consult us.
BJDP1 permits the interconnection with a terminal block series "M" spacing 6 or 6,5 or 8 or 10 mm.
BJDP2 permits the interconnection with a terminal block series "M" spacing 12 mm.

Accessories

	1 End section	grey blue yellow beige	FEM16 FEM16 FEM16 FEM16V0	V0	th. 3,0 mm th. 3,0 mm th. 3,0 mm th. 3,0 mm	1SNA 118 233 R2700 1SNA 113 101 R1700 1SNA 103 061 R2000 1SNA 198 233 R2000
	2 Separator end section	grey beige	SCF16 SCF16.V0	V0	th. 3,0 mm th. 3,0 mm	1SNA 113 101 R1700 1SNA 193 101 R1000
	3 Separator end section for cover CPV	grey beige	SCFCV1.2 SCFCV1.2 V0	(1)	th. 3,0 mm th. 3,0 mm	1SNA 116 795 R1100 1SNA 196 795 R1200
	4 Separator end section	grey	SCFEX1	(1)	th. 2,4 mm	1SNA 103 619 R0400
	5 Separator end section	grey	SCFEX3	(1)	th. 2,4 mm	1SNA 103 620 R0100
	6 Protective cover		CPM	(for SCF16...)		1SNA 187 312 R1400
	7 Protective cover		CPV1.2	(for SCFCV1.2...)		1SNA 176 816 R1200
	8 Test socket		AL4		DIA. 4,0 mm	1SNA 168 237 R0500
	9 Test plug		FC2 FC4		DIA. 2,0 mm DIA. 4,0 mm	1SNA 007 865 R2600 1SNA 167 860 R0100
	10 Assembled jumper bar	125 A 125 A 125 A 125 A 125 A	BJM16 BJM16 BJM16 BJM16 BJM16	(2)	2 poles 3 poles 4 poles 5 poles 10 poles	1SNA 179 613 R0100 1SNA 179 614 R0200 1SNA 179 615 R0300 1SNA 179 616 R0400 1SNA 179 617 R0500
	11 Assembled jumper bar (with IP20 protection)	110 A 110 A 110 A 110 A 110 A	BJM16 BJM16 BJM16 BJM16 BJM16	(2)	2 poles 3 poles 4 poles 5 poles 10 poles	1SNA 206 217 R0000 1SNA 206 218 R1100 1SNA 206 219 R1200 1SNA 206 220 R1700 1SNA 206 221 R0400
	12 Jumper bar not assembled	125 A	BJS16	(2)	10 poles	1SNA 168 238 R1600
	13 Universal jumper bar	50 A 95 A	EV16			1SNA 179 627 R0700
	14 Protection label		BJDP1 BJDP2	(2)(3) (2)(3)	spacing 16 <-> spacing 12	1SNA 179 623 R0300 1SNA 179 624 R0400
	15 Ground identification		EP12 EP16 VSP16 IDT16		3 blocks 4 blocks	1SNA 163 430 R2600 1SNA 163 431 R1300 1SNA 173 147 R2000 1SNA 168 689 R1300
	R See section on markers method		RC65 - RC610 RTM9 RC810 RC1010			



Colour	Type	Part numbers
Grey	M 35/16	1SNA 115 124 R0700
Blue	M 35/16.N	1SNA 125 124 R0100
Yellow	M 35/16	1SNA 105 124 R1600
Red	M 35/16	1SNA 400 195 R2200
Black	M 35/16	1SNA 400 194 R2100
White	M 35/16	1SNA 400 196 R2300
Beige V0	M 35/16.V0	1SNA 195 124 R0000

Colour	Type	Part numbers
Grey	M 35/16.2A.2G	1SNA 115 719 R2300

Characteristics			
Wire size	NFC	IEC DIN	UL/CSA
Screw clamp	Rigid	1-50 mm ²	10-0 AWG
	Flexible	1-35 mm ²	10-1 AWG

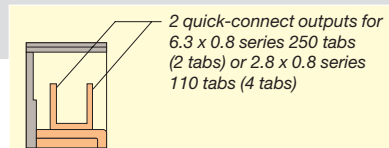
Characteristics			
Wire size	NFC	IEC DIN	UL CSA
Screw clamp	Rigid	1-50 mm ²	16-0 AWG
	Flexible	1-35 mm ²	16-2 AWG
Quick connect	4 tabs : 2,8 x 0,8 series 110 - 1,5 mm ² max. 2 tabs : 6,3 x 0,8 series 250 - 2,5 mm ² max.		

Voltage			
Rated	800 V		600 V
Impulse withstand	8 kV		
Pollution degree	3		
Current			
Rated	125 A		150 A
Wire size			
Rated / Gauge	35 mm ² / B9		0 AWG
Wire strip. length	Recomm. Screwdriver	Recomm. torque	Protection
17 mm	6,5-7 mm	2,8-3 Nm	IP20
.669"	.255" - .276"	24.9-26.7 lb.in	NEMA 1

Voltage			
Rated	800 V		
Impulse withstand	8 kV		
Pollution degree	3		
Current			
Rated	125 A (4)		
Wire size			
Rated / Gauge	35 mm ² / B9		0 AWG
Wire strip. length	Recomm. Screwdriver	Recomm. torque	Protection
17 mm	6,5-7 mm	2,8-3 Nm	IP20
.669"	.255" - .276"	24.3-26.1 lb.in	NEMA 1

Type	Part numbers	
FEM16	th. 3,0 mm	1SNA 118 233 R2700
FEM16	th. 3,0 mm	1SNA 113 101 R1700
FEM16	th. 3,0 mm	1SNA 103 061 R2000
FEM16V0	th. 3,0 mm	1SNA 198 233 R2000
SCF16	th. 3,0 mm	1SNA 113 101 R1700
SCF16.V0	th. 3,0 mm	1SNA 193 101 R1000
SCFCV1.2 (1)	th. 3,0 mm	1SNA 116 795 R1100
SCFCV1.2 V0 (1)	th. 3,0 mm	1SNA 196 795 R1200
SCFEX1 (1)	th. 2,4 mm	1SNA 103 619 R0400
SCFEX3 (1)	th. 2,4 mm	1SNA 103 620 R0100
CPM (for SCF16...)		1SNA 187 312 R1400
CPV1.2 (for SCFCV1.2...)		1SNA 176 816 R1200
AL4	DIA. 4,0 mm	1SNA 168 237 R0500
FC2	DIA. 2,0 mm	1SNA 007 865 R2600
FC4	DIA. 4,0 mm	1SNA 167 860 R0100
BJM16 (2)	2 poles	1SNA 179 613 R0100
BJM16 (2)	3 poles	1SNA 179 614 R0200
BJM16 (2)	4 poles	1SNA 179 615 R0300
BJM16 (2)	5 poles	1SNA 179 616 R0400
BJM16 (2)	10 poles	1SNA 179 617 R0500
BJM16 (2)	2 poles	1SNA 206 217 R0000
BJM16 (2)	3 poles	1SNA 206 218 R1100
BJM16 (2)	4 poles	1SNA 206 219 R1200
BJM16 (2)	5 poles	1SNA 206 220 R1700
BJM16 (2)	10 poles	1SNA 206 221 R0400
BJS16 (2)	10 poles	1SNA 168 238 R1600
EV16		1SNA 179 627 R0700
BJDP1 (2)(3)	spacing 16 <-> spacing 6-6,5-8 or 10	1SNA 179 623 R0300
BJDP2 (2)(3)	spacing 16 <-> spacing 12	1SNA 179 624 R0400
EP12	3 blocks	1SNA 163 430 R2600
EP16	4 blocks	1SNA 163 431 R1300
VSP16		1SNA 173 147 R2000
IDT16		1SNA 168 689 R1300

Type	Part numbers	
FEM16	th. 3,0 mm	1SNA 118 233 R2700 1SNA 113 101 R1700 1SNA 116 795 R1100
SCF16	th. 3,0 mm	1SNA 103 620 R0100 1SNA 187 312 R1400
SCFCV1.2 (1)	th. 3,0 mm	1SNA 176 816 R1200
SCFEX1 (1)	th. 2,4 mm	
SCFEX3 (1)	th. 2,4 mm	
CPM (for SCF16...)		
CPV1.2 (for SCFCV1.2...)		



Note : (1) Separator end section snapped on rail. (2) Use of these accessories requires the user to cut out the partition. (3) See column "various applications" on previous pages. (4) Maximum withstand current : 8 A for quick-connect connection for 2,8 x 0,8 mm tabs and 20 A for quick-connect connection for 6,3 x 0,8 mm tabs.

Standard terminal blocks

Screw clamp



refer to the section "Special Applications" for part numbers and characteristics.

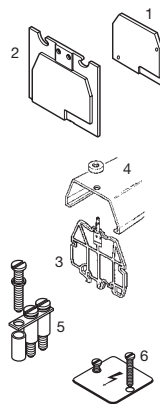
End stop		th. 12 mm	BADH	V2	1SNA 116 900 R2700
End stop		th. 9,1 mm	BAMH	V2	1SNA 114 836 R0000
End stop		th. 9,1 mm	BAMH V0	V0	1SNA 194 836 R0100
Rail		35 x 7,5 x 1	PR3.Z2		1SNA 174 300 R1700
Rail		35 x 15 x 2,3	PR4		1SNA 168 500 R1200
Rail		35 x 15 x 1,5	PR5		1SNA 168 700 R2200
Rail		32 x 15 x 1,5	PR1.Z2		1SNA 163 050 R0400

Other end stops, rails and accessories : see section on accessories.

Notes

The use of some accessories may decrease the block's voltage rating. For more information, consult us.

Accessories

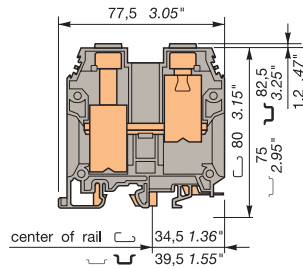


1 End section	grey yellow blue beige	
2 Separator end section	grey beige	
3 Separator end section for cover CPV	grey beige	
4 Protective cover		
5 Jumper bar not assembled	192 A 192 A 192 A 192 A	
	Screw for BJS Washer for BJS	
6 Protection label		
	Screw for protection label	

R See section on markers marking method

M 70/22...

Spacing 22 mm -0,1 (.866")



Standard 22 mm block with partition. Tighten clamp with 6 mm Allen Key.

Colour	Type	Part numbers
Grey	M 70/22	1SNA 115 216 R1300
Blue	M 70/22.N	1SNA 125 216 R1500
Beige V0	M 70/22.V0	1SNA 195 216 R1400

Characteristics

Wire size		IEC		DIN		UL/CSA	
Screw clamp	Rigid	16-95 mm ²		16-95 mm ²		4-00 AWG	
	Flexible	16-70 mm ²		16-70 mm ²		4-00 AWG	

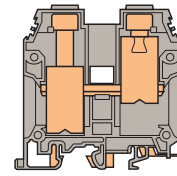
Voltage		1000 V		600 V	
Rated		1000 V		600 V	
Impulse withstand		8 kV		8 kV	
Pollution degree		3		3	

Current		192 A		175 A	
Rated		192 A		175 A	

Wire size		70 mm ² / B11		00 AWG	
Rated / Gauge		70 mm ² / B11		00 AWG	
Wire strip. length	Recomm. tool	Recomm. torque	Protection		
25 mm .98"	6 mm Allen Key .236" Allen Key	6-7 Nm 53,4-62,3 lb.in	IP20 NEMA 1		

M 70/22.O

Spacing 22 mm -0,1 (.866")



Standard 22 mm block with open partition for jumper bar.

Colour	Type	Part numbers
Grey	M 70/22.O	1SNA 400 256 R1600
Blue	M 70/22.O.N	1SNA 400 257 R1700

Characteristics

Wire size		IEC		DIN		UL/CSA	
Screw clamp	Rigid	16-95 mm ²		16-95 mm ²		4-00 AWG	
	Flexible	16-70 mm ²		16-70 mm ²		4-00 AWG	

Voltage		1000 V		600 V	
Rated		1000 V		600 V	
Impulse withstand		8 kV		8 kV	
Pollution degree		3		3	

Current		192 A		175 A	
Rated		192 A		175 A	

Wire size		70 mm ² / B11		00 AWG	
Rated / Gauge		70 mm ² / B11		00 AWG	
Wire strip. length	Recomm. tool	Recomm. torque	Protection		
25 mm .98"	6 mm Allen Key .236" Allen Key	6-7 Nm 53,4-62,3 lb.in	IP20 NEMA 1		

Type	Part numbers	
FEM22	th. 3,0 mm	1SNA 113 065 R1500
FEM22	th. 3,0 mm	1SNA 103 881 R1400
FEM22	th. 3,0 mm	1SNA 123 065 R1700
FEM22 V0	th. 3,0 mm	1SNA 193 065 R1600
SCF22	th. 3,0 mm	1SNA 113 851 R1600
SCF22 V0	th. 3,0 mm	1SNA 193 851 R1700
SCFCV4 (1)	th. 3,0 mm	1SNA 116 797 R1300
SCFCV4 V0 (1)	th. 3,0 mm	1SNA 196 797 R1400
CPV4 (for SCFCV4...)		1SNA 176 791 R2100
BJS22 (2)	2 poles	1SNA 173 316 R2100
BJS22 (2)	3 poles	1SNA 173 317 R2200
BJS22 (2)	5 poles	1SNA 173 318 R0300
BJS22 (2)	10 poles	1SNA 173 319 R0400
VSJ51		1SNA 173 320 R0100
RDJ51		1SNA 173 331 R2000
EP223	3 blocks	1SNA 173 327 R2400
EP224	4 blocks	1SNA 173 328 R0500
VSP22		1SNA 400 252 R1200

Type	Part numbers	
FEM22	th. 3,0 mm	1SNA 113 065 R1500
FEM22	th. 3,0 mm	1SNA 103 881 R1400
FEM22	th. 3,0 mm	1SNA 123 065 R1700
FEM22 V0	th. 3,0 mm	1SNA 193 065 R1600
SCF22	th. 3,0 mm	1SNA 113 851 R1600
SCF22 V0	th. 3,0 mm	1SNA 193 851 R1700
SCFCV4 (1)	th. 3,0 mm	1SNA 116 797 R1300
SCFCV4 V0 (1)	th. 3,0 mm	1SNA 196 797 R1400
CPV4 (for SCFCV4...)		1SNA 176 791 R2100
BJS22 (2)	2 poles	1SNA 173 316 R2100
BJS22 (2)	3 poles	1SNA 173 317 R2200
BJS22 (2)	5 poles	1SNA 173 318 R0300
BJS22 (2)	10 poles	1SNA 173 319 R0400
VSJ51		1SNA 173 320 R0100
RDJ51		1SNA 173 331 R2000
EP223	3 blocks	1SNA 173 327 R2400
EP224	4 blocks	1SNA 173 328 R0500
VSP22		1SNA 400 252 R1200

RC65 - RC610 RC810 RC1010

Note : (1) End sections and circuit separators snapped on rails.
(2) Use of these accessories requires the user to cut out the partition.

RC65 - RC610 RC810 RC1010

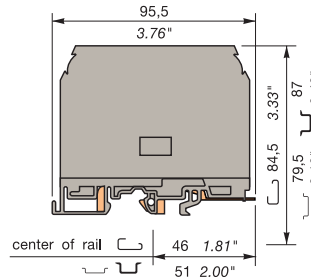
Standard terminal blocks

Screw clamp

 **DIN 1 - 3**

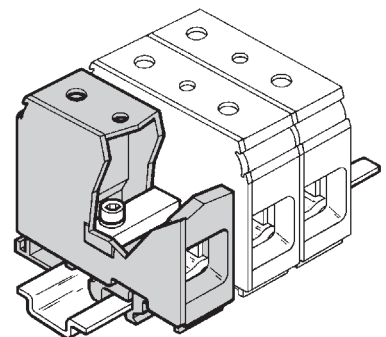
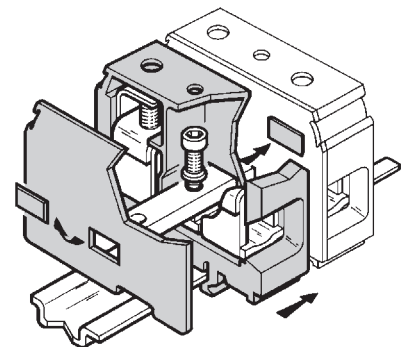
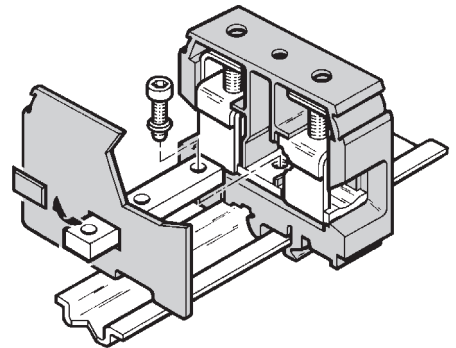
M 95/26...


Spacing 26 mm (1.02")










Standard 26 mm block. Delivered with end plate. Tighten clamp with 6 mm Allen Key.

Installation of jumper bar








 refer to the section "Special Applications" for part numbers and characteristics.

End stop		th. 12 mm	BADH	V2	1SNA 116 900 R2700
End stop		th. 9,1 mm	BAMH	V2	1SNA 114 836 R0000
End stop		th. 9,1 mm	BAMH V0	V0	1SNA 194 836 R0100
Rail		35 x 7,5 x 1	PR3.Z2		1SNA 174 300 R1700
Rail		35 x 15 x 2,3	PR4		1SNA 168 500 R1200
Rail		35 x 15 x 1,5	PR5		1SNA 168 700 R2200
Rail		32 x 15 x 1,5	PR1.Z2		1SNA 163 050 R0400

Other end stops, rails and accessories : see section on accessories.

Notes

The use of some accessories may decrease the block's voltage rating. For more information, consult us.

		
Colour	Type	Part numbers
Grey	 M 95/26	1SNA 115 556 R1000
Blue	 M 95/26.N	1SNA 125 556 R1200
Beige V0	 M 95/26.V0	1SNA 195 556 R1100

Characteristics

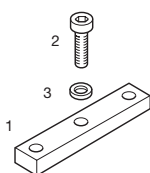
Wire size		IEC	UL	CSA
		NFC	DIN	
Screw clamp	Rigid	35-120 mm ²	0000 AWG	000 AWG maxi
	Flexible	35-95 mm ²		

Voltage			
Rated	1000 V	600 V	600 V
Impulse withstand	8 kV		
Pollution degree	3		

Current			
Rated	232 A	230 A	250 A

Wire size			
Rated / Gauge	95 mm ² / B12	0000 AWG	000 AWG
Wire strip. length	Recomm. tool	Recomm. torque	Protection
26 mm	6 mm Allen Key	8,5-9,5 Nm	IP 10
1.02"	.236" Allen Key	74-83 lb.in	

Accessories



- 1 Jumper bar not assembled 232 A
- 232 A
- 232 A
- 232 A
- 2 Screw CHC M5 for BJS
- 3 Washer for VSJ

Type	Part numbers
BJS261 (1)	2 poles 1SNA 177 508 R0700
BJS261 (1)	3 poles 1SNA 177 509 R0000
BJS261 (1)	5 poles 1SNA 177 510 R2400
BJS261 (1)	10 poles 1SNA 177 511 R1100
VSJ51	1SNA 173 320 R0100
RDJ51	1SNA 173 331 R2000



R See section on markers marking method

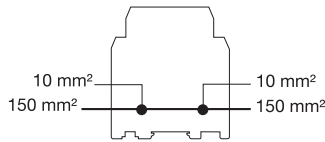
RC65 - RC610 RC810 RC1010

Note : (1) Use of these accessories requires the user to cut out the partition.

Standard terminal blocks

Screw clamp

DIN 3



End stop	th. 12 mm	BADH	V2	1SNA 116 900 R2700
End stop	th. 9,1 mm	BAMH	V2	1SNA 114 836 R0000
End stop	th. 9,1 mm	BAMH V0	V0	1SNA 194 836 R0100
Rail	35 x 7,5 x 1	PR3.Z2		1SNA 174 300 R1700
Rail	35 x 15 x 2,3	PR4		1SNA 168 500 R1200
Rail	35 x 15 x 1,5	PR5		1SNA 168 700 R2200

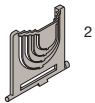
Other end stops, rails and accessories : see section on accessories.

Notes

- * In the wire entry :
 - Accessory CPBP2 needed
 - IP10 without the accessory.

Accessories

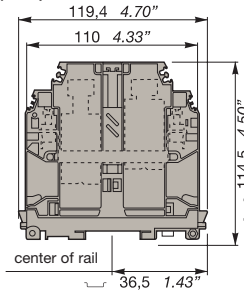
- Jumper bar not assembled
- IP20 cover



R See section on markers marking method

D 150/31.D10

Spacing 31 mm (1.22")



Standard 31 mm block. Delivered with end plate and 10 mm² (6 AWG) tap.



Colour	Type	Part numbers
Grey	<input type="checkbox"/> D 150/31.D10	1SNA 399 715 R0400
Blue	<input type="checkbox"/> D 150/31.D10.N	1SNA 399 717 R0600
Yellow/Green	<input type="checkbox"/> D 150/31.D10.PI	1SNA 399 716 R0500

Characteristics

Wire size	IEC		UL/CSA pending
	NFC	DIN	
Main circuit Rigid	25-185 mm²		4 AWG-350 MCM
Screw clamp Flexible	35-150 mm²		2AWG-300 MCM
Tap Rigid	0,5-16 mm²		
Screw clamp Flexible	0,5-10 mm²		18-6 AWG

Voltage		
Rated	1000 V	600 V
Impulse withstand	12 kV	
Pollution degree	3	

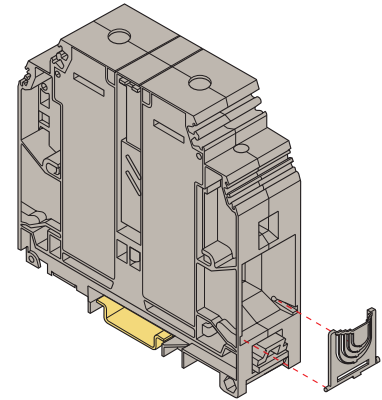
Current Rated		
Main circuit	309 A	445 A
Tap	57 A	70 A

Wire size Rated / Gauge		
Main circuit	150 mm² / B14	300 MCM
Tap	10 mm² / B14	6 AWG

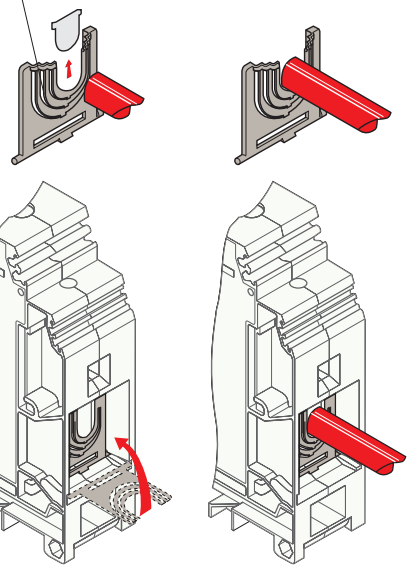
	Wire strip. length	Tools	Recomm. torque	Protection
Main circuit	35 mm	8 mm Allen Key	10-30 Nm	IP 20 *
	1.37"	0.31"	88.5-260 lb.in	
Tap	12 mm	Screwdriver 0.4 mm	1,2-1,4 Nm	
	0.47"		10.6-12.3 lb.in	

Type	Part numbers
Consult us	
CPBP1	1SNA 399 788 R1600

Type	Part numbers			
RC1010	RC810	RC65 - RC610	RC55 - RC510	RC410

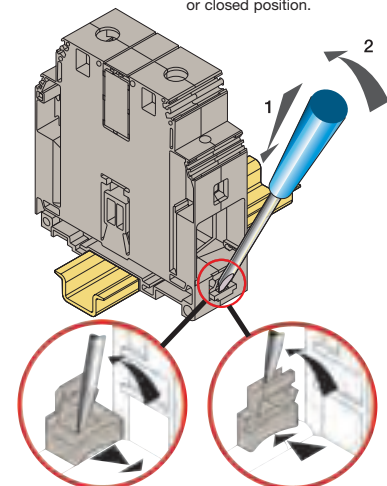


Partition to cut to fit the wire diameter.



Locking foot operating with screwdriver DIA. 4

Sideopening "bistable action". The locking foot remains in open or closed position.



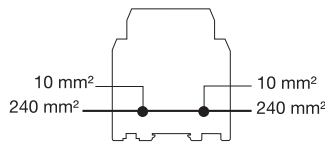
Unlocking

Locking

Standard terminal blocks

Screw clamp

DIN 3



End stop	th. 12 mm	BADH	V2	1SNA 116 900 R2700
End stop	th. 9,1 mm	BAMH	V2	1SNA 114 836 R0000
End stop	th. 9,1 mm	BAMH V0	V0	1SNA 194 836 R0100
Rail	35 x 7,5 x 1	PR3.Z2		1SNA 174 300 R1700
Rail	35 x 15 x 2,3	PR4		1SNA 168 500 R1200
Rail	35 x 15 x 1,5	PR5		1SNA 168 700 R2200

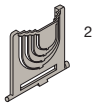
Other end stops, rails and accessories : see section on accessories.

Notes

- * In the wire entry :
 - Accessory CPBP2 needed
 - IP10 without the accessory.

Accessories

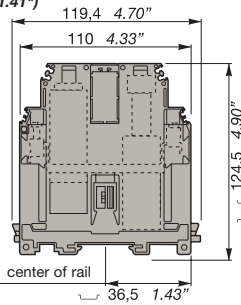
- Jumper bar not assembled
- IP20 cover



R See section on markers marking method

D 240/36.D10

Spacing 36 mm (1.41")



Standard 36 mm block. Delivered with end plate and 10 mm² (6 AWG) tap.



Colour	Type	Part numbers
Grey	<input type="checkbox"/> D 240/36.D10	1SNA 399 704 R1200
Blue	<input type="checkbox"/> D 240/36.D10.N	1SNA 399 706 R1400
Green/Yellow	<input type="checkbox"/> D 240/36.D10.PI	1SNA 399 705 R1300

Characteristics

		Wire size		
		IEC	UL/CSA	
		NFC	DIN	pending
Main circuit	Rigid	50-300 mm ²		0 AWG-600 MCM
Screw clamp	Flexible	35-240 mm ²		2 AWG-500 MCM
Tap	Rigid	0,5-16 mm ²		
Screw clamp	Flexible	0,5-10 mm ²		18-6 AWG

Voltage		
Rated	1000 V	600 V
Impulse withstand	8 kV	
Pollution degree	3	

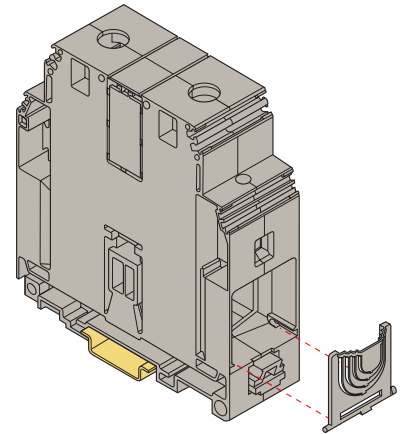
Current Rated		
Main circuit	415 A	400 A
Tap	57 A	70 A

Wire size Rated / Gauge		
Main circuit	240 mm ² / B14	500 MCM
Tap	10 mm ² / B14	6 AWG

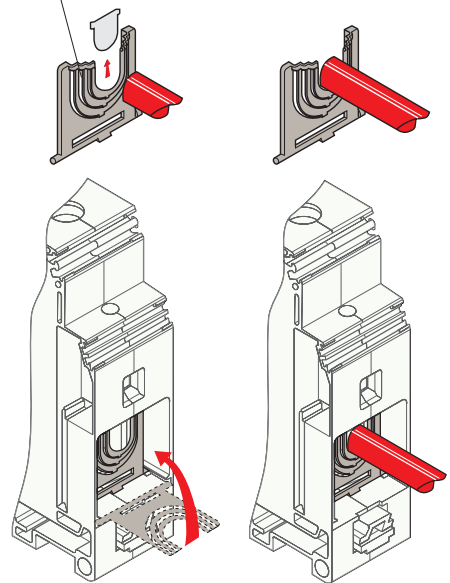
	Wire strip. length	Outil de serrage	Recomm. torque	Protection
Main circuit	35 mm	8 mm Allen Key	14-30 Nm	IP 20 *
	1.37"	0.39"	124-260 lb.in	
Tap	12 mm	Screwdriver Ø 4 mm	1,2-1,4 Nm	
	0.47"		10,6-12,3 lb.in	

Type	Part numbers
	Consult us
CPBP2	1SNA 399 787 R0500

Type	Part numbers			
RC1010	RC810	RC65 - RC610	RC55 - RC510	RC410

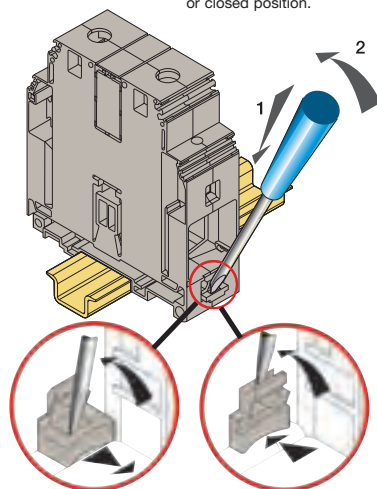


Partition to cut to fit the wire diameter.



Locking foot operating with screwdriver DIA. 4

Sideopening "bistable action". The locking foot remains in open or closed position.



Unlocking

Locking

Double-deck terminal blocks

Screw clamp

DIN 1 - 3



refer to the section "Special Applications" for part numbers and characteristics.

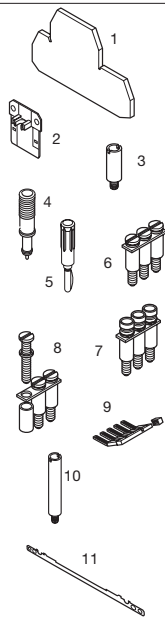
End stop	th. 12 mm	BADH	V2	1SNA 116 900 R2700
End stop	th. 9,1 mm	BAMH	V2	1SNA 114 836 R0000
End stop	th. 9,1 mm	BAMH V0	V0	1SNA 194 836 R0100
Rail	35 x 7,5 x 1	PR3.Z2		1SNA 174 300 R1700
Rail	35 x 15 x 2,3	PR4		1SNA 168 500 R1200
Rail	35 x 15 x 1,5	PR5		1SNA 168 700 R2200
Rail	32 x 15 x 1,5	PR1.Z2		1SNA 163 050 R0400

Other end stops, rails and accessories : see section on accessories.

Notes

The use of some accessories may decrease the block's voltage rating. For more information, consult us.

Accessories

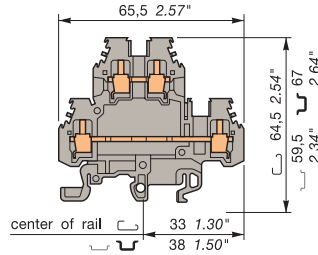


1	End section	grey blue beige grey
2	Circuit separator	
3	Test socket	
4	Test device	
5	Test plug	
6	Assembled jumper bar (without IP 20 protection)	24 A 24 A 24 A 24 A
7	Assembled jumper bar (with IP 20 protection)	24 A 24 A 24 A 24 A
8	Jumper bar not assembled	24 A
9	Comb type jumper bar	30 A 30 A
10	Vertical jumper bar	
11	Shield connector	

R See section on marking method

MA 2,5/5.D2...

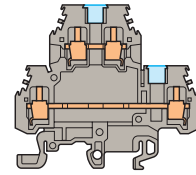
Spacing 5 mm +0,08 (.200")



Standard 5 mm block

MA 2,5/5.D2.1...

Spacing 5 mm +0,08 (.200")



MA 2,5/5.D2 with partition

Colour	Type	Part numbers	Colour	Type	Part numbers
Grey	MA 2,5/5.D2	1SNA 115 490 R1300	Grey	MA 2,5/5.D2.1	1SNA 115 491 R0000
Blue	MA 2,5/5.D2.N	1SNA 125 490 R1500	Blue	MA 2,5/5.D2.1.N	1SNA 125 491 R0200
Beige V0	MA 2,5/5.D2.V0	1SNA 195 490 R1400			

Characteristics

Wire size	Screw clamp	Wire size		
		IEC	UL	CSA
	Rigid	0,2-4 mm ²	22-12 AWG	20-12 AWG
	Flexible	0,22-2,5 mm ²	22-12 AWG	20-12 AWG

Voltage			
Rated	630 V	300 V	300 V
Impulse withstand	8 kV		
Pollution degree	3		

Current			
Rated	24 A	20 A	25 A

Wire size			
Rated / Gauge	2,5 mm ² / A3	12 AWG	12 AWG
Wire strip. length	Recomm. Screwdriver	Recomm. torque	Protection
9 mm .354"	3,5 mm .138"	0,4-0,6 Nm 3.5-5.3 lb.in	IP20 NEMA 1

Characteristics

Wire size	Screw clamp	Wire size		
		IEC	UL	CSA
	Rigid	0,2-4 mm ²	22-12 AWG	20-12 AWG
	Flexible	0,22-2,5 mm ²	22-12 AWG	20-12 AWG

Voltage			
Rated	630 V	300 V	300 V
Impulse withstand	8 kV		
Pollution degree	3		

Current			
Rated	24 A	20 A	25 A

Wire size			
Rated / Gauge	2,5 mm ² / A3	12 AWG	12 AWG
Wire strip. length	Recomm. Screwdriver	Recomm. torque	Protection
9 mm .354"	3,5 mm .138"	0,4-0,6 Nm 3.5-5.3 lb.in	IP20 NEMA 1

Type	Part numbers
FEM6D	th. 1,0 mm 1SNA 118 499 R2300
FEM6D	th. 1,0 mm 1SNA 128 499 R2500
FEM6D V0 V0	th. 1,0 mm 1SNA 198 499 R2400
SCMA5D	th. 1,0 mm 1SNA 116 720 R2100
AL2 (1)	DIA. 2,0 mm 1SNA 164 950 R0000
DCV	green 1SNA 173 058 R0200
FC2 (3)	DIA. 2,0 mm 1SNA 007 865 R2600
BJM5D (1)	2 poles 1SNA 176 226 R2200
BJM5D (1)	3 poles 1SNA 176 227 R2300
BJM5D (1)	4 poles 1SNA 176 228 R0400
BJM5D (1)	5 poles 1SNA 176 229 R0500
BJM5D (1)	10 poles 1SNA 176 230 R0200
BJMI5D (1)	2 poles 1SNA 176 736 R2100
BJMI5D (1)	3 poles 1SNA 176 737 R2200
BJMI5D (1)	4 poles 1SNA 176 738 R0300
BJMI5D (1)	5 poles 1SNA 176 739 R0400
BJMI5D (1)	10 poles 1SNA 176 740 R1100
BJS5D (1)	20 poles 1SNA 177 651 R0500
EV5D	1SNA 176 260 R1000
PC5	2 poles 1SNA 113 542 R1000
PC5	10 poles 1SNA 113 544 R1200
EIP	1SNA 113 550 R2400
ITV5	1SNA 176 259 R1300
CBM5D	th. 0,5 mm 1SNA 173 530 R2400

Type	Part numbers
FEM6D	th. 1,0 mm 1SNA 118 499 R2300
FEM6D	th. 1,0 mm 1SNA 128 499 R2500
FEM6D V0 V0	th. 1,0 mm 1SNA 198 499 R2400
AL2	DIA. 2,0 mm 1SNA 164 950 R0000
DCV	green 1SNA 173 058 R0200
FC2 (3)	DIA. 2,0 mm 1SNA 007 865 R2600
BJM5D (2)	2 poles 1SNA 176 226 R2200
BJM5D (2)	3 poles 1SNA 176 227 R2300
BJM5D (2)	4 poles 1SNA 176 228 R0400
BJM5D (2)	5 poles 1SNA 176 229 R0500
BJM5D (2)	10 poles 1SNA 176 230 R0200
BJMI5D (2)	2 poles 1SNA 176 736 R2100
BJMI5D (2)	3 poles 1SNA 176 737 R2200
BJMI5D (2)	4 poles 1SNA 176 738 R0300
BJMI5D (2)	5 poles 1SNA 176 739 R0400
BJMI5D (2)	10 poles 1SNA 176 740 R1100
BJS5D (2)	20 poles 1SNA 177 651 R0500
EV5D	1SNA 176 260 R1000
PC5	2 poles 1SNA 113 542 R1000
PC5	10 poles 1SNA 113 544 R1200
EIP	1SNA 113 550 R2400
ITV5	1SNA 176 259 R1300
CBM5D	th. 0,5 mm 1SNA 173 530 R2400

RC55 - RC510 Sides of block RCT610 - RTM7 Top of block
 Note : (1) A circuit separator SC may be required with the use of these accessories.
 (2) Use of these accessories requires the user to cut out the partition.
 (3) For block equipped with test socket AL2.

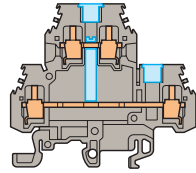
Double-deck terminal block

Screw clamp


DIN 1 - 3

MA 2,5/5.D1.1...

Spacing 5 mm +0,08 (.200")



MA 2,5/5.D2.1 with vertical interconnection and partition on lower deck.



Colour	Type	Part numbers
Grey	<input type="checkbox"/> MA 2,5/5.D1.1	1SNA 115 530 R1200
Blue	<input type="checkbox"/> MA 2,5/5.D1.1N	1SNA 125 530 R1400

Characteristics

Wire size		IEC	UL	CSA
		NFC DIN		
Screw clamp	Rigid	0,2-4 mm ²	22-12 AWG	20-12 AWG
	Flexible	0,22-2,5 mm ²	22-12 AWG	20-12 AWG

Voltage		630 V	300 V	300 V
Rated				
Impulse withstand		8 kV		
Pollution degree		3		

Current		24 A	20 A	25 A
Rated				

Wire size		2,5 mm ² / A3	12 AWG	12 AWG
Rated / Gauge				
Wire strip. length	Recomm. Screwdriver	Recomm. torque	Protection	
9 mm	3,5 mm	0,4-0,6 Nm	IP20	
.354"	.138"	3.5-5.3 lb.in	NEMA 1	

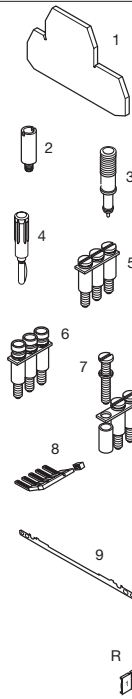
End stop		th. 12 mm	BADH	V2	1SNA 116 900 R2700
End stop		th. 9,1 mm	BAMH	V2	1SNA 114 836 R0000
End stop		th. 9,1 mm	BAMH V0	V0	1SNA 194 836 R0100
Rail		35 x 7,5 x 1	PR3.Z2		1SNA 174 300 R1700
Rail		35 x 15 x 2,3	PR4		1SNA 168 500 R1200
Rail		35 x 15 x 1,5	PR5		1SNA 168 700 R2200
Rail		32 x 15 x 1,5	PR1.Z2		1SNA 163 050 R0400

Other end stops, rails and accessories : see section on accessories.

Notes

The use of some accessories may decrease the block's voltage rating. For more information, consult us.

Accessories



Type	Part numbers
FEM6D	th. 1,0 mm 1SNA 118 499 R2300
FEM6D	th. 1,0 mm 1SNA 128 499 R2500
FEM6D V0	V0 th. 1,0 mm 1SNA 198 499 R2400
AL2	(3) DIA. 2,0 mm 1SNA 164 950 R0000
DCV	green 1SNA 173 058 R0200
FC2	(2) DIA. 2,0 mm 1SNA 007 865 R2600
BJM5D	(1)(3) 2 poles 1SNA 176 226 R2200
BJM5D	(1)(3) 3 poles 1SNA 176 227 R2300
BJM5D	(1)(3) 4 poles 1SNA 176 228 R0400
BJM5D	(1)(3) 5 poles 1SNA 176 229 R0500
BJM5D	(1)(3) 10 poles 1SNA 176 230 R0200
BJMI5D	(1)(3) 2 poles 1SNA 176 736 R2100
BJMI5D	(1)(3) 3 poles 1SNA 176 737 R2200
BJMI5D	(1)(3) 4 poles 1SNA 176 738 R0300
BJMI5D	(1)(3) 5 poles 1SNA 176 739 R0400
BJMI5D	(1)(3) 10 poles 1SNA 176 740 R1100
BJS5D	(1)(3) 20 poles 1SNA 177 651 R0500
EV5D	1SNA 176 260 R1000
PC5	2 poles 1SNA 113 542 R1000
PC5	10 poles 1SNA 113 544 R1200
EIP	1SNA 113 550 R2400
CBM5D	th. 0,5 mm 1SNA 173 530 R2400

1 End section	grey blue beige
2 Test socket	
3 Test device	
4 Test plug	
5 Assembled jumper bar	24 A
24 A	
(without IP 20 protection)	24 A
24 A	
24 A	
6 Assembled jumper bar	24 A
24 A	
(with IP 20 protection)	24 A
24 A	
24 A	
7 Jumper bar not assembled	24 A
Screw + washer + post	
8 Comb type jumper bar	30 A
30 A	
Insulating tip	
9 Shield connector	

R See section on markers marking method

RC55 - RC510 Sides of block RCT610 - RTM7 Top of block

Note : (1) Use of these accessories requires the user to cut out the partition.
(2) For block equipped with test socket AL2.
(3) Only for lower deck.

Double-deck terminal blocks

Screw clamp

DIN 1 - 3



refer to the section "Special Applications" for part numbers and characteristics.

End stop	th. 12 mm	BADH	V2	1SNA 116 900 R2700
End stop	th. 9,1 mm	BAMH	V2	1SNA 114 836 R0000
End stop	th. 9,1 mm	BAMH V0	V0	1SNA 194 836 R0100
Rail	35 x 7,5 x 1	PR3.Z2		1SNA 174 300 R1700
Rail	35 x 15 x 2,3	PR4		1SNA 168 500 R1200
Rail	35 x 15 x 1,5	PR5		1SNA 168 700 R2200
Rail	32 x 15 x 1,5	PR1.Z2		1SNA 163 050 R0400

Other end stops, rails and accessories : see section on accessories.

Notes

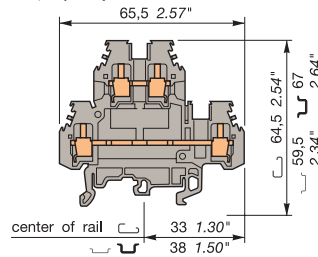
The use of some accessories may decrease the block's voltage rating. For more information, consult us.

Accessories

	1	End section	grey blue	FEM6D	th. 1,0 mm	1SNA 118 499 R2300
	2	Circuit separator	grey beige	FEM6D V0	th. 1,0 mm	1SNA 198 499 R2400
	3	Separator end section	grey beige	SCM6D		1SNA 113 482 R0500
	4	Test socket		SCM6D V0		1SNA 193 482 R0600
	5	Test device		SCF6D	th. 1,0 mm	1SNA 118 495 R1700
	6	Test plug		SCF6D V0	th. 1,0 mm	1SNA 198 495 R1000
	7	Assembled jumper bar (without IP 20 protection)	32 A	AL2	(1) DIA. 2,0 mm	1SNA 163 070 R0000
	8	Assembled jumper bar (with IP 20 protection)	32 A	AL3	(1) DIA. 3,0 mm	1SNA 163 261 R0000
	9	Connector plate	35 A	DCG	grey	1SNA 163 218 R0500
	10	Jumper bar not assembled (Screw + washer + post)	32 A	FC2	(3) DIA. 2,0 mm	1SNA 007 865 R2600
	11	Pivoting jumper bar	35 A			
	12	Comb type jumper bar	35 A			
	13	IDC jumper	24 A			
	14	Vertical interconnection				
		Shield connector				
	R	See section on marking method				

M 4/6.D2...

Spacing 6 mm +0,05 (.238")



Standard 6 mm block.

Colour	Type	Part numbers
Grey	<input type="checkbox"/> M 4/6.D2	1SNA 115 271 R2200
Green	<input type="checkbox"/> M 4/6.D2	1SNA 105 044 R2100
Yellow	<input type="checkbox"/> M 4/6.D2	1SNA 105 045 R2200
White	<input type="checkbox"/> M 4/6.D2	1SNA 105 046 R2300
Black	<input type="checkbox"/> M 4/6.D2	1SNA 105 047 R2400
Red	<input type="checkbox"/> M 4/6.D2	1SNA 105 048 R0500
Orange	<input type="checkbox"/> M 4/6.D2	1SNA 105 049 R0600
Beige V0	<input type="checkbox"/> M 4/6.D2.V0	1SNA 195 271 R2300

Characteristics

Wire size	Screw clamp	IEC		UL	CSA
		NFC	DIN	22-12 AWG	24-12 AWG
Rigid		0,2-4 mm ²		22-12 AWG	24-12 AWG
Flexible		0,22-4 mm ²		22-12 AWG	24-12 AWG

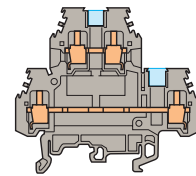
Voltage			
Rated	800 V	300 V(5)	600 V
Impulse withstand	8 kV		
Pollution degree	3		

Current			
Rated	32 A	20 A	25 A

Wire size			
Rated / Gauge	4 mm ² / A4	12 AWG	12 AWG
Wire strip. length	Recomm. Screwdriver	Recomm. torque	Protection
8,5 mm	4 mm	0,5-0,8 Nm	IP20
.33"	.157"	4.4-7.1 lb.in	NEMA 1

M 4/6.D2.1...

Pas 6 mm +0,05 (.238")



M 4/6.D2 with partition.

Colour	Type	Part numbers
Grey	<input type="checkbox"/> M 4/6.D2.1	1SNA 115 126 R0100
Blue	<input type="checkbox"/> M 4/6.D2.1.N	1SNA 125 126 R0300
Beige V0	<input type="checkbox"/> M 4/6.D2.1.V0	1SNA 195 126 R0200

Characteristics

Wire size	Screw clamp	IEC		UL	CSA
		NFC	DIN	22-12 AWG	24-12 AWG
Rigid		0,2-4 mm ²		22-12 AWG	24-12 AWG
Flexible		0,22-4 mm ²		22-12 AWG	24-12 AWG

Voltage			
Rated	800 V	300 V(5)	600 V
Impulse withstand	8 kV		
Pollution degree	3		

Current			
Rated	32 A	20 A	25 A

Wire size			
Rated / Gauge	4 mm ² / A4	12 AWG	12 AWG
Wire strip. length	Recomm. Screwdriver	Recomm. torque	Protection
8,5 mm	4 mm	0,5-0,8 Nm	IP20
.33"	.157"	4.4-7.1 lb.in	NEMA 1

Type	Part numbers
BJM6D (1)	2 poles 1SNA 173 515 R1100
BJM6D (1)	3 poles 1SNA 173 516 R1200
BJM6D (1)	4 poles 1SNA 173 517 R1300
BJM6D (1)	5 poles 1SNA 173 519 R2500
BJM6D (1)	10 poles 1SNA 173 520 R2200
BJMI6D (1)	2 poles 1SNA 179 668 R2000
BJMI6D (1)	3 poles 1SNA 179 669 R2100
BJMI6D (1)	4 poles 1SNA 179 670 R2600
BJMI6D (1)	5 poles 1SNA 179 671 R1300
BJMI6D (1)	10 poles 1SNA 179 672 R1400
EL6	1SNA 173 627 R2100
BJS61 (1)(4)	10 poles 1SNA 168 485 R2700
EV6D	1SNA 168 400 R1600
BJP61	1SNA 167 225 R2000
PC61	10 poles 1SNA 163 311 R2200
AD2,5	1SNA 114 205 R2000
ITV6	1SNA 168 962 R0400
CBM5D	th. 0,5 mm 1SNA 173 530 R2400

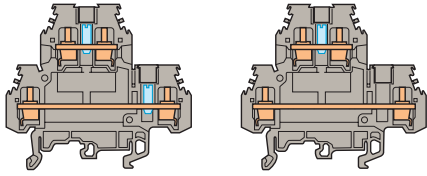
Type	Part numbers
FEM6D	th. 1,0 mm 1SNA 118 499 R2300
FEM6D	th. 1,0 mm 1SNA 128 499 R2500
FEM6D V0	th. 1,0 mm 1SNA 198 499 R2400
SCM6D	1SNA 113 482 R0500
SCM6D V0	1SNA 193 482 R0600
SCF6D	th. 1,0 mm 1SNA 118 495 R1700
SCF6D V0	th. 1,0 mm 1SNA 198 495 R1000
AL2	(2) DIA. 2,0 mm 1SNA 163 070 R0000
AL3	DIA. 3,0 mm 1SNA 163 261 R0000
DCG	grey 1SNA 163 218 R0500
FC2	(3) DIA. 2,0 mm 1SNA 007 865 R2600
BJM6D (2)	2 poles 1SNA 173 515 R1100
BJM6D (2)	3 poles 1SNA 173 516 R1200
BJM6D (2)	4 poles 1SNA 173 517 R1300
BJM6D (2)	5 poles 1SNA 173 519 R2500
BJM6D (2)	10 poles 1SNA 173 520 R2200
BJMI6D (2)	2 poles 1SNA 179 668 R2000
BJMI6D (2)	3 poles 1SNA 179 669 R2100
BJMI6D (2)	4 poles 1SNA 179 670 R2600
BJMI6D (2)	5 poles 1SNA 179 671 R1300
BJMI6D (2)	10 poles 1SNA 179 672 R1400
EL6	1SNA 173 627 R2100
BJS61 (2)(4)	10 poles 1SNA 168 485 R2700
EV6D	1SNA 168 400 R1600
BJP61	1SNA 167 225 R2000
PC61	10 poles 1SNA 163 311 R2200
AD2,5	1SNA 114 205 R2000
ITV6	1SNA 168 962 R0400
CBM5D	th. 0,5 mm 1SNA 173 530 R2400

RC65 - RC610 Sides of block RCT610 - RTM7 Top of block
 Note : (1) A circuit separator SC may be required with the use of these accessories. (2) Use of these accessories requires the user to cut out the partition. (3) For block equipped with test socket AL2. (4) See section accessories for other configuration of poles. (5) 600 V with end section.

M 4/6.D2.2...

M 4/6.D2.4

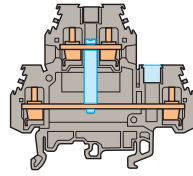
Spacing 6 mm + 0,05 (.238")



M 4/6.D2.2... equipped with 2 test sockets.
M 4/6.D2.4 equipped with 1 test socket for upper deck only.

M 4/6.D1...

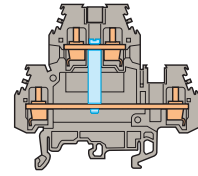
Spacing 6 mm + 0,05 (.238")



M 4/6.D2.1 with vertical interconnection and partition on the lower deck.

M 4/6.D1.1...

Spacing 6 mm + 0,05 (.238")



M 4/6.D1 with no partition on the lower deck.

Colour	Type	Part numbers
Grey/Test socket DIA. 2	<input type="checkbox"/> M 4/6.D2.2	1SNA 115 322 R1500
Beige V0/Test socket DIA. 2	<input type="checkbox"/> M 4/6.D2.2.V0	1SNA 195 322 R1600
Grey/Test socket DIA. 3	<input type="checkbox"/> M 4/6.D2.3	1SNA 115 269 R0000
Grey/Test socket DIA. 4	<input type="checkbox"/> M 4/6.D2.4	1SNA 115 617 R1500

for upper deck only

Colour	Type	Part numbers
Grey	<input type="checkbox"/> M 4/6.D1	1SNA 115 166 R1100
Blue	<input type="checkbox"/> M 4/6.D1.N	1SNA 125 166 R1300
Beige V0	<input type="checkbox"/> M 4/6.D1.V0	1SNA 195 166 R1200

Colour	Type	Part numbers
Grey	<input type="checkbox"/> M 4/6.D1.1	1SNA 115 204 R2000
Blue	<input type="checkbox"/> M 4/6.D1.1N	1SNA 125 204 R2200

Characteristics

Wire size		IEC	UL	CSA
		NFC DIN		
Screw clamp	Rigid	0,2-4 mm ²	22-12 AWG	24-12 AWG
	Flexible	0,22-4 mm ²	22-12 AWG	24-12 AWG

Characteristics

Wire size		IEC	UL	CSA
		NFC DIN		
Screw clamp	Rigid	0,2-4 mm ²	22-12 AWG	24-12 AWG
	Flexible	0,22-4 mm ²	22-12 AWG	24-12 AWG

Characteristics

Wire size		IEC	UL	CSA
		NFC DIN		
Screw clamp	Rigid	0,2-4 mm ²	22-12 AWG	24-12 AWG
	Flexible	0,22-4 mm ²	22-12 AWG	24-12 AWG

Voltage			
Rated	630 V (5)	300 V	300 V
Impulse withstand	8 kV (5)		
Pollution degree	3		

Voltage			
Rated	800 V	300 V	300 V
Impulse withstand	8 kV		
Pollution degree	3		

Voltage			
Rated	800 V	300 V	300 V
Impulse withstand	8 kV		
Pollution degree	3		

Current			
Rated	32 A	20 A	25 A

Current			
Rated	32 A	20 A	25 A

Current			
Rated	32 A	20 A	25 A

Wire size			
Rated / Gauge	4 mm ² / A4	12 AWG	12 AWG
Wire strip. length	Recomm. Screwdriver	Recomm. torque	Protection
8,5 mm .33"	4 mm .16"	0,5-0,8 Nm 4.4-7.1 lb.in	IP20 NEMA 1

Wire size			
Rated / Gauge	4 mm ² / A4	12 AWG	12 AWG
Wire strip. length	Recomm. Screwdriver	Recomm. torque	Protection
8,5 mm .33"	4 mm .16"	0,5-0,8 Nm 4.4-7.1 lb.in	IP20 NEMA 1

Wire size			
Rated / Gauge	4 mm ² / A4	12 AWG	12 AWG
Wire strip. length	Recomm. Screwdriver	Recomm. torque	Protection
8,5 mm .33"	4 mm .16"	0,5-0,8 Nm 4.4-7.1 lb.in	IP20 NEMA 1

Type	Part numbers
FEM6D	th. 1,0 mm 1SNA 118 499 R2300
FEM6D	th. 1,0 mm 1SNA 128 499 R2500
FEM6D V0	V0 th. 1,0 mm 1SNA 198 499 R2400
SCM6D	th. 1,0 mm 1SNA 113 482 R0500
SCM6D V0	V0 1SNA 193 482 R0600
SCF6D	th. 1,0 mm 1SNA 118 495 R1700
SCF6D V0	V0 th. 1,0 mm 1SNA 198 495 R1000
AL2	(6) DIA. 2,0 mm 1SNA 163 070 R0000
AL3	(6) DIA. 3,0 mm 1SNA 163 261 R0000
DCG	grey 1SNA 163 218 R0500
FC2	DIA. 2,0 mm 1SNA 007 865 R2600
FC4	DIA. 4,0 mm 1SNA 167 860 R0100

Type	Part numbers
FEM6D	th. 1,0 mm 1SNA 118 499 R2300
FEM6D	th. 1,0 mm 1SNA 128 499 R2500
FEM6D V0	V0 th. 1,0 mm 1SNA 198 499 R2400
SCM6D	th. 1,0 mm 1SNA 113 482 R0500
SCM6D V0	V0 1SNA 193 482 R0600
SCF6D	th. 1,0 mm 1SNA 118 495 R1700
SCF6D V0	V0 th. 1,0 mm 1SNA 198 495 R1000
AL2	(6) DIA. 2,0 mm 1SNA 163 070 R0000
AL3	(6) DIA. 3,0 mm 1SNA 163 261 R0000
DCG	grey 1SNA 163 218 R0500
FC2	DIA. 2,0 mm 1SNA 007 865 R2600

Type	Part numbers
FEM6D	th. 1,0 mm 1SNA 118 499 R2300
FEM6D	th. 1,0 mm 1SNA 128 499 R2500
FEM6D V0	V0 th. 1,0 mm 1SNA 198 499 R2400
SCM6D	th. 1,0 mm 1SNA 113 482 R0500
SCM6D V0	V0 1SNA 193 482 R0600
SCF6D	th. 1,0 mm 1SNA 118 495 R1700
SCF6D V0	V0 th. 1,0 mm 1SNA 198 495 R1000
AL2	(1) (6) DIA. 2,0 mm 1SNA 163 070 R0000
AL3	(1) (6) DIA. 3,0 mm 1SNA 163 261 R0000
DCG	grey 1SNA 163 218 R0500
FC2	DIA. 2,0 mm 1SNA 007 865 R2600

BJM6D	(2) (6)	2 poles	1SNA 173 515 R1100
BJM6D	(2) (6)	3 poles	1SNA 173 516 R1200
BJM6D	(2) (6)	4 poles	1SNA 173 517 R1300
BJM6D	(2) (6)	5 poles	1SNA 173 519 R2500
BJM6D	(2) (6)	10 poles	1SNA 173 520 R2200
BJMI6D	(2) (6)	2 poles	1SNA 179 668 R2000
BJMI6D	(2) (6)	3 poles	1SNA 179 669 R2100
BJMI6D	(2) (6)	4 poles	1SNA 179 670 R2600
BJMI6D	(2) (6)	5 poles	1SNA 179 671 R1300
BJMI6D	(2) (6)	10 poles	1SNA 179 672 R1400
EL6			1SNA 173 627 R2100
BJS61	(2) (4) (6)	10 poles	1SNA 168 485 R2700
EV6D			1SNA 168 400 R1600
BJP61	(6)		1SNA 167 225 R2000
PC61	10 poles		1SNA 163 311 R2200
AD2,5			1SNA 114 205 R2000
CBM5D	th. 0,5 mm		1SNA 173 530 R2400

BJM6D	(1) (6)	2 poles	1SNA 173 515 R1100
BJM6D	(1) (6)	3 poles	1SNA 173 516 R1200
BJM6D	(1) (6)	4 poles	1SNA 173 517 R1300
BJM6D	(1) (6)	5 poles	1SNA 173 519 R2500
BJM6D	(1) (6)	10 poles	1SNA 173 520 R2200
BJMI6D	(1) (6)	2 poles	1SNA 179 668 R2000
BJMI6D	(1) (6)	3 poles	1SNA 179 669 R2100
BJMI6D	(1) (6)	4 poles	1SNA 179 670 R2600
BJMI6D	(1) (6)	5 poles	1SNA 179 671 R1300
BJMI6D	(1) (6)	10 poles	1SNA 179 672 R1400
EL6			1SNA 173 627 R2100
BJS61	(1) (4) (6)	10 poles	1SNA 168 485 R2700
EV6D			1SNA 168 400 R1600
BJP61	(6)		1SNA 167 225 R2000
PC61	10 poles		1SNA 163 311 R2200
AD2,5			1SNA 114 205 R2000
CBM5D	th. 0,5 mm		1SNA 173 530 R2400

BJM6D	(1) (6)	2 poles	1SNA 173 515 R1100
BJM6D	(1) (6)	3 poles	1SNA 173 516 R1200
BJM6D	(1) (6)	4 poles	1SNA 173 517 R1300
BJM6D	(1) (6)	5 poles	1SNA 173 519 R2500
BJM6D	(1) (6)	10 poles	1SNA 173 520 R2200
BJMI6D	(1) (6)	2 poles	1SNA 179 668 R2000
BJMI6D	(1) (6)	3 poles	1SNA 179 669 R2100
BJMI6D	(1) (6)	4 poles	1SNA 179 670 R2600
BJMI6D	(1) (6)	5 poles	1SNA 179 671 R1300
BJMI6D	(1) (6)	10 poles	1SNA 179 672 R1400
EL6			1SNA 173 627 R2100
BJS61	(1) (4) (6)	10 poles	1SNA 168 485 R2700
EV6D			1SNA 168 400 R1600
BJP61	(6)		1SNA 167 225 R2000
PC61	10 poles		1SNA 163 311 R2200
AD2,5			1SNA 114 205 R2000
CBM5D	th. 0,5 mm		1SNA 173 530 R2400

RC65 - RC610 Sides of block

RC65 - RC610 Sides of block

RCT610 - RTM7 Top of block

RC65 - RC610 Sides of block

RCT610 - RTM7 Top of block

Note : (1) A circuit separator SC may be required with the use of these accessories. (2) Use of these accessories requires the user to cut out the partition. (4) See section accessories for other configuration of poles. (5) Only for block M 4/6.D2.2. 200V/2,5 kV for blocks M 4/6.D2.3 and M 4/6.D2.4. (6) These accessories can be used on the lower deck only.

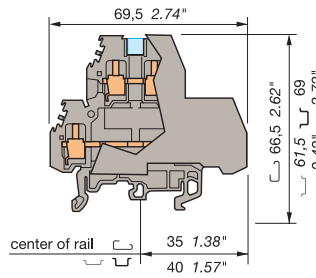
Double-deck terminal blocks

Screw clamp



M 4/7.D2.1

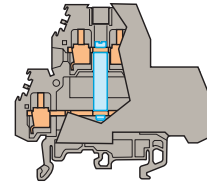
Spacing 7 mm +0,1 (.280")



M 4/6.D2.1 equipped with a partition for 600 V CSA.

M 4/7.D1

Spacing 7 mm +0,1 (.280")



M 4/6.D1 equipped with a partition for 600 V CSA.

End stop		th. 12 mm	BADH	V2	1SNA 116 900 R2700
End stop		th. 9,1 mm	BAMH	V2	1SNA 114 836 R0000
End stop		th. 9,1 mm	BAMH VO	VO	1SNA 194 836 R0100
Rail		35 x 7,5 x 1	PR3.Z2		1SNA 174 300 R1700
Rail		35 x 15 x 2,3	PR4		1SNA 168 500 R1200
Rail		35 x 15 x 1,5	PR5		1SNA 168 700 R2200
Rail		32 x 15 x 1,5	PR1.Z2		1SNA 163 050 R0400

Other end stops, rails and accessories : see section on accessories.

Notes

The use of some accessories may decrease the block's voltage rating. For more information, consult us.

Colour	Type	Part numbers
Grey	<input type="checkbox"/> M 4/7.D2.1	1SNA 115 127 R0200

Colour	Type	Part numbers
Grey	<input type="checkbox"/> M 4/7.D1	1SNA 115 167 R1200

Characteristics				
Wire size		IEC	UL	CSA
		NFC DIN		
Screw clamp	Rigid	0,2-4 mm ²	22-12 AWG	24-12 AWG
	Flexible	0,22-4 mm ²	22-12 AWG	24-12 AWG

Characteristics				
Wire size		IEC	UL	CSA
		NFC DIN		
Screw clamp	Rigid	0,2-4 mm ²	22-12 AWG	24-12 AWG
	Flexible	0,22-4 mm ²	22-12 AWG	24-12 AWG

Voltage			
Rated	800 V	600 V	600 V
Rated	800 V	600 V	600 V
Impulse withstand	8 kV		
Pollution degree	3		

Current			
Rated	32 A	20 A	25 A
Rated	32 A	20 A	25 A

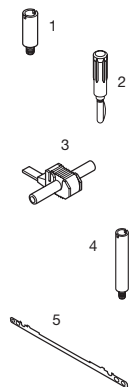
Wire size			
Rated / Gauge	4 mm ² / A4	12 AWG	12 AWG
Rated / Gauge	4 mm ² / A4	12 AWG	12 AWG
Wire strip. length	Recomm. Screwdriver	Recomm. torque	Protection
8,5 mm .33"	4 mm .16"	0,5-0,8 Nm 4.4-7.1 lb.in	IP20 NEMA 1

Voltage			
Rated	800 V	600 V	600 V
Rated	800 V	600 V	600 V
Impulse withstand	8 kV		
Pollution degree	3		

Current			
Rated	32 A	20 A	25 A
Rated	32 A	20 A	25 A

Wire size			
Rated / Gauge	4 mm ² / A4	12 AWG	12 AWG
Rated / Gauge	4 mm ² / A4	12 AWG	12 AWG
Wire strip. length	Recomm. Screwdriver	Recomm. torque	Protection
8,5 mm .33"	4 mm .16"	0,5-0,8 Nm 4.4-7.1 lb.in	IP20 NEMA 1

Accessories



- 1 Test socket
- 2 Test plug
- 3 IDC jumper
- 4 Vertical interconnection
- 5 Shield connector

Type	Part numbers	
AL2	DIA. 2 mm	1SNA 163 070 R0000
AL3	DIA. 3 mm	1SNA 163 261 R0000
FC2 (1)	DIA. 2 mm	1SNA 007 865 R2600
AD2,5		1SNA 114 205 R2000
ITV6		1SNA 168 962 R0400
CBM5D	th. 0,5 mm	1SNA 173 530 R2400

Type	Part numbers	
AL2 (2)	DIA. 2 mm	1SNA 163 070 R0000
AL3 (2)	DIA. 3 mm	1SNA 163 261 R0000
FC2 (1)	DIA. 2 mm	1SNA 007 865 R2600
AD2,5		1SNA 114 205 R2000
ITV6	delivered with the block	
CBM5D	th. 0,5 mm	1SNA 173 530 R2400



R See section on markers marking method

RC65 - RC610 Sides of block
Note : (1) For block equipped with AL2.
(2) These accessories can be used on the lower deck only.

RC65 - RC610 Sides of block

Double-deck terminal blocks

Screw clamp

DIN 1 - 3

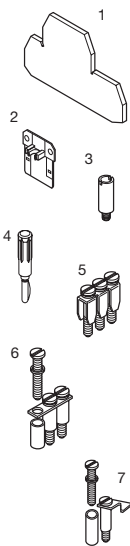
End stop	th. 12 mm	BADH	V2	1SNA 116 900 R2700
End stop	th. 9,1 mm	BAMH	V2	1SNA 114 836 R0000
End stop	th. 9,1 mm	BAMH V0	V0	1SNA 194 836 R0100
Rail	35 x 7,5 x 1	PR3.Z2		1SNA 174 300 R1700
Rail	35 x 15 x 2,3	PR4		1SNA 168 500 R1200
Rail	35 x 15 x 1,5	PR5		1SNA 168 700 R2200
Rail	32 x 15 x 1,5	PR1.Z2		1SNA 163 050 R0400

Other end stops, rails and accessories : see section on accessories.

Notes

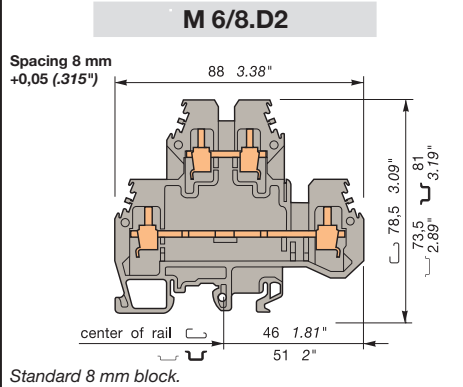
The use of some accessories may decrease the block's voltage rating. For more information, consult us.

Accessories



Type	Part numbers
1 End section	grey grey beige V0
2 Circuit separator	grey
3 Test socket	
4 Test plug	
5 Assembled jumper bar	41 A 41 A (without IP20 protection) 41 A 41 A 41 A
Assembled jumper bar (with IP20 protection)	41 A 41 A 41 A 41 A
6 Jumper bar not assembled	41 A
7 Pivoting jumper bar	50 A

R See section on markers marking method



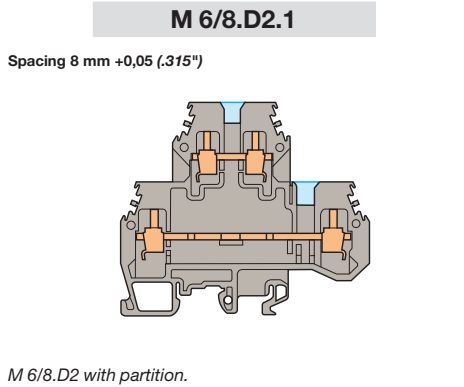
Colour	Type	Part numbers
Grey	M 6/8.D2	1SNA 115 501 R1200
Beige V0	M 6/8.D2.V0	1SNA 195 501 R1300

Characteristics				
Wire size	Screw clamp	IEC	UL	CSA
		NFC DIN	18-8 AWG	8 AWG Max.
Rigid		0,5-10 mm ²	18-8 AWG	8 AWG Max.
Flexible		0,5-6 mm ²	18-8 AWG	8 AWG Max.

Voltage			
Rated	800 V	600 V	600 V
Impulse withstand	8 kV		
Pollution degree	3		

Current			
Rated	41 A	50 A	45 A

Wire size			
Rated / Gauge	6 mm ² / A5	8 AWG	8 AWG
Wire strip. length	Recomm. Screwdriver	Recomm. torque	Protection
12 mm .47"	4-5 mm .157"-.197"	0,8-1 Nm 7.1-8.9 lb.in	IP 20 NEMA 1



Colour	Type	Part numbers
Grey	M 6/8.D2.1	1SNA 115 497 R0600

Characteristics				
Wire size	Screw clamp	IEC	UL	CSA
		NFC DIN	18-8 AWG	8 AWG Max.
Rigid		0,5-10 mm ²	18-8 AWG	8 AWG Max.
Flexible		0,5-6 mm ²	18-8 AWG	8 AWG Max.

Voltage			
Rated	800 V	600 V	600 V
Impulse withstand	8 kV		
Pollution degree	3		

Current			
Rated	41 A	50 A	45 A

Wire size			
Rated / Gauge	6 mm ² / A5	8 AWG	8 AWG
Wire strip. length	Recomm. Screwdriver	Recomm. torque	Protection
12 mm .47"	4-5 mm .157"-.197"	0,8-1 Nm 7.1-8.9 lb.in	IP 20 NEMA 1

Type	Part numbers
FEM8D1	th. 1 mm 1SNA 116 656 R2500
FEM8D2	th. 4 mm 1SNA 116 657 R2600
FEM8D1	th. 1 mm 1SNA 196 656 R2600
SCM6	1SNA 113 003 R1000
AL2 (1)	DIA. 2 mm 1SNA 163 043 R2100
AL3 (1)	DIA. 3 mm 1SNA 163 261 R0000
AL4 (1)	DIA. 4 mm 1SNA 163 262 R0100
FC2	DIA. 2 mm 1SNA 007 865 R2600
FC4	DIA. 4 mm 1SNA 167 860 R0100
BJM8 (1)	2 poles 1SNA 168 520 R0500
BJM8 (1)	3 poles 1SNA 168 521 R2200
BJM8 (1)	4 poles 1SNA 168 522 R2300
BJM8 (1)	5 poles 1SNA 168 523 R2400
BJM8 (1)	10 poles 1SNA 168 974 R0000
BJM8 (1)	2 poles 1SNA 176 669 R1600
BJM8 (1)	3 poles 1SNA 176 670 R1300
BJM8 (1)	4 poles 1SNA 176 671 R0000
BJM8 (1)	5 poles 1SNA 176 672 R0100
BJM8 (1)	10 poles 1SNA 176 673 R0200
BJS8 (1)(3)	20 poles 1SNA 174 789 R0500
BJP82	1SNA 163 169 R0400

Type	Part numbers
FEM8D1	th. 1 mm 1SNA 116 656 R2500
FEM8D2	th. 4 mm 1SNA 116 657 R2600
AL2	DIA. 2 mm 1SNA 163 043 R2100
AL3	DIA. 3 mm 1SNA 163 261 R0000
AL4	DIA. 4 mm 1SNA 163 262 R0100
FC2	DIA. 2 mm 1SNA 007 865 R2600
FC4	DIA. 4 mm 1SNA 167 860 R0100
BJM8 (2)	2 poles 1SNA 168 520 R0500
BJM8 (2)	3 poles 1SNA 168 521 R2200
BJM8 (2)	4 poles 1SNA 168 522 R2300
BJM8 (2)	5 poles 1SNA 168 523 R2400
BJM8 (2)	10 poles 1SNA 168 974 R0000
BJM8 (2)	2 poles 1SNA 176 669 R1600
BJM8 (2)	3 poles 1SNA 176 670 R1300
BJM8 (2)	4 poles 1SNA 176 671 R0000
BJM8 (2)	5 poles 1SNA 176 672 R0100
BJM8 (2)	10 poles 1SNA 176 673 R0200
BJS8 (3)	20 poles 1SNA 174 789 R0500
BJP82	1SNA 163 169 R0400

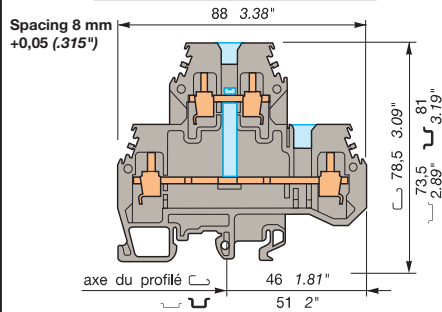
Note : (1) A circuit separator SC may be required with the use of these accessories. (2) Use of these accessories requires the user to cut out the partition. (3) See section accessories for other configuration of poles.

Double-deck terminal blocks

Screw clamp

DIN 1 - 3

M 6/8.D1



M 6/8.D2.1 with vertical interconnection and partition on the lower deck.



Colour	Type	Part numbers
Grey	<input checked="" type="checkbox"/> M 6/8.D1	1SNA 115 498 R1700

Characteristics

Wire size		IEC	UL	CSA
		NFC DIN		
Screw clamp	Rigid	0,5-10 mm ²	18-8 AWG	8 AWG Max.
	Flexible	0,5-6 mm ²	18-8 AWG	8 AWG Max.

Voltage			
Rated	800 V	600 V	600 V
Impulse withstand	8 kV		
Pollution degree	3		

Current			
Rated	41 A	50 A	45 A

Wire size			
Rated / Gauge	6 mm ² / A5	8 AWG	8 AWG
Wire strip. length	Recomm. Screwdriver	Recomm. torque	Protection
12 mm .47"	4-5 mm .157"-.197"	0,8-1 Nm 7.1-8.9 lb.in	IP 20 NEMA 1

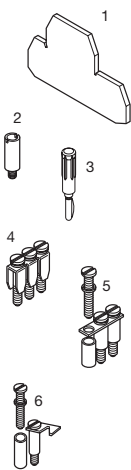
End stop		th. 12 mm	BADH	V2	1SNA 116 900 R2700
End stop		th. 9,1 mm	BAMH	V2	1SNA 114 836 R0000
End stop		th. 9,1 mm	BAMH VO	VO	1SNA 194 836 R0100
Rail		35 x 7,5 x 1	PR3.Z2		1SNA 174 300 R1700
Rail		35 x 15 x 2,3	PR4		1SNA 168 500 R1200
Rail		35 x 15 x 1,5	PR5		1SNA 168 700 R2200
Rail		32 x 15 x 1,5	PR1.Z2		1SNA 163 050 R0400

Other end stops, rails and accessories : see section on accessories.

Notes

The use of some accessories may decrease the block's voltage rating. For more information, consult us.

Accessories



Type	Part numbers
1 End section	grey grey
2 Test socket	AL2 (1) DIA. 2 mm 1SNA 163 043 R2100 AL3 (1) DIA. 3 mm 1SNA 163 261 R0000 AL4 (1) DIA. 4 mm 1SNA 163 262 R0100
3 Test plug	FC2 DIA. 2 mm 1SNA 007 865 R2600 FC4 DIA. 4 mm 1SNA 167 860 R0100
4 Assembled jumper bar	41 A BJM8 (1)(2) 2 poles 1SNA 168 520 R0500 41 A BJM8 (1)(2) 3 poles 1SNA 168 521 R2200 41 A BJM8 (1)(2) 4 poles 1SNA 168 522 R2300 41 A BJM8 (1)(2) 5 poles 1SNA 168 523 R2400 41 A BJM8 (1)(2) 10 poles 1SNA 168 974 R0000
Assembled jumper bar (with IP20 protection)	41 A BJMI8 (1)(2) 2 poles 1SNA 176 669 R1600 41 A BJMI8 (1)(2) 3 poles 1SNA 176 670 R1300 41 A BJMI8 (1)(2) 4 poles 1SNA 176 671 R0000 41 A BJMI8 (1)(2) 5 poles 1SNA 176 672 R0100 41 A BJMI8 (1)(2) 10 poles 1SNA 176 673 R0200
5 Jumper bar not assembled	41 A BJS8 (1)(2)(3) 20 poles 1SNA 174 789 R0500
6 Pivoting jumper bar	50 A BJP82 1SNA 163 169 R0400



R See section on markers marking method

Type	Part numbers
FEM8D1	th. 1 mm 1SNA 116 656 R2500
FEM8D2	th. 4 mm 1SNA 116 657 R2600
AL2 (1)	DIA. 2 mm 1SNA 163 043 R2100
AL3 (1)	DIA. 3 mm 1SNA 163 261 R0000
AL4 (1)	DIA. 4 mm 1SNA 163 262 R0100
FC2	DIA. 2 mm 1SNA 007 865 R2600
FC4	DIA. 4 mm 1SNA 167 860 R0100
BJM8 (1)(2)	2 poles 1SNA 168 520 R0500
BJM8 (1)(2)	3 poles 1SNA 168 521 R2200
BJM8 (1)(2)	4 poles 1SNA 168 522 R2300
BJM8 (1)(2)	5 poles 1SNA 168 523 R2400
BJM8 (1)(2)	10 poles 1SNA 168 974 R0000
BJMI8 (1)(2)	2 poles 1SNA 176 669 R1600
BJMI8 (1)(2)	3 poles 1SNA 176 670 R1300
BJMI8 (1)(2)	4 poles 1SNA 176 671 R0000
BJMI8 (1)(2)	5 poles 1SNA 176 672 R0100
BJMI8 (1)(2)	10 poles 1SNA 176 673 R0200
BJS8 (1)(2)(3)	20 poles 1SNA 174 789 R0500
BJP82	1SNA 163 169 R0400

Note : (1) These accessories can be used on the lower deck only. (2) Use of these accessories requires the user to cut out the partition. (3) See section accessories for other configuration of poles.

Triple-deck terminal blocks

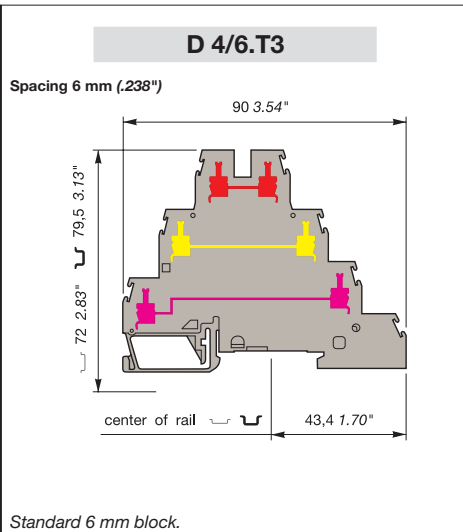
Screw clamp

DIN 3

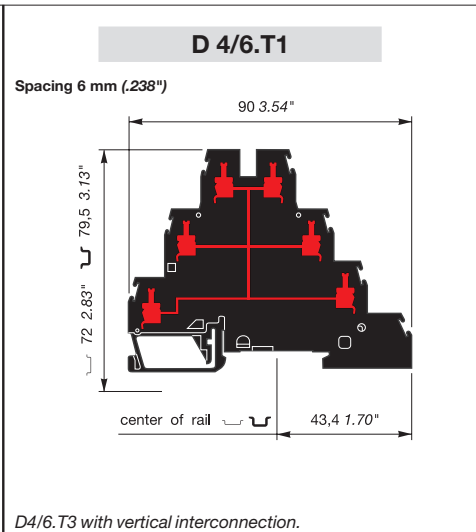
End stop		th. 12 mm	BADH	V2	1SNA 116 900 R2700
End stop		th. 9,1 mm	BAMH	V2	1SNA 114 836 R0000
End stop		th. 9,1 mm	BAMH V0	V0	1SNA 194 836 R0100
Rail		35 x 7,5 x 1	PR3.Z2		1SNA 174 300 R1700
Rail		35 x 15 x 2,3	PR4		1SNA 168 500 R1200
Rail		35 x 15 x 1,5	PR5		1SNA 168 700 R2200

Other end stops, rails and accessories : see section on accessories.

Notes



Standard 6 mm block.



D4/6.T3 with vertical interconnection.

Colour	Type	Part numbers	
Grey V0	D 4/6.T3	1SNA 299 683 R0100	

Colour	Type	Part numbers	
Black V0	D 4/6.T1	1SNA 199 219 R0300	

Characteristics			
Wire size			
		IEC	UL/CSA
		NFC	DIN
Screw clamp	Rigid	0,2-4 mm ²	22-12 AWG
	Flexible	0,22-4 mm ²	22-12 AWG

Characteristics			
Wire size			
		IEC	UL/CSA
		NFC	DIN
Screw clamp	Rigid	0,2-4 mm ²	22-12 AWG
	Flexible	0,22-4 mm ²	22-12 AWG

Voltage			
Rated	500 V	300 V	
Impulse withstand	6 kV		
Pollution degree	3		
Current			
Rated	32 A	20 A	
Wire size			
Rated/gauge	4 mm ² / A4	12 AWG	
Wire stripping length	Recommended screwdriver	Recommended torque	Protection
9,5 mm .37"	4 mm .16"	0,5-0,8 Nm 4.4-7.1 lb.in	IP 20 NEMA 1

Voltage			
Rated	500 V	300 V	
Impulse withstand	6 kV		
Pollution degree	3		
Current			
Rated	32 A	20 A	
Wire size			
Rated/gauge	4 mm ² / A4	12 AWG	
Wire stripping length	Recommended screwdriver	Recommended torque	Protection
9,5 mm .37"	4 mm .16"	0,5-0,8 Nm 4.4-7.1 lb.in	IP 20 NEMA 1

Accessories

	1 End section	
	2 Circuit separator	white
	3 Test socket	
	4 Test plug	
	5 Assembled jumper bar	32A
	6 Comb type jumper bar	32A
	7 IDC jumper	24A
	R See section on markers marking method	

Type	Part numbers	
No end section needed : closed block		
SCD (3)	V2	1SNA 103 189 R2600
AL2 (2) (3)		DIA. 2,0 mm 1SNA 167 319 R0600
FC2 (1) (3)		DIA. 2,0 mm 1SNA 007 865 R2600
BJM62 (3)	2 poles	1SNA 173 217 R2600
BJM62 (3)	3 poles	1SNA 173 218 R0700
BJM62 (3)	4 poles	1SNA 173 219 R0000
BJM62 (3)	5 poles	1SNA 173 221 R2200
BJM62 (3)	6 poles	1SNA 174 112 R1600
BJM62 (3)	7 poles	1SNA 174 113 R1700
BJM62 (3)	8 poles	1SNA 174 114 R1000
BJM62 (3)	9 poles	1SNA 174 115 R1100
BJM62 (3)	10 poles	1SNA 173 226 R2700
PC61	10 poles	1SNA 163 311 R2200
AD2,5	V2	1SNA 114 205 R2000

Type	Part numbers	
No end section needed : closed block		
PC61	10 poles	1SNA 163 311 R2200
AD2,5	V2	1SNA 114 205 R2000

Note : (1) For block equipped with AL2. (2) A circuit separator SCD is required with the use of these accessories. (3) Only for upper deck.

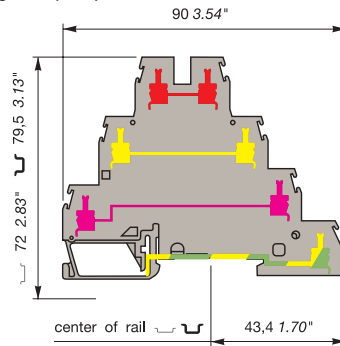
Triple-deck terminal blocks + ground protection

Screw clamp

DIN 3

D 4/6.T3.P

Spacing 6 mm (.238")



Standard 6 mm block + ground protection.

--	--

Colour Type Part numbers

3 "feed-through" circuits
 1 clamp electrically connected to the mounting rail
 Grey V0 **D 4/6.T3.P** 1SNA 299 684 R0200

Characteristics

Wire size

		IEC		UL/CSA
		NFC	DIN	
Screw clamp	Rigid	0,2-4 mm ²		22-12 AWG
	Flexible	0,22-4 mm ²		22-12 AWG

Voltage

Rated	500 V	300 V
Impulse withstand	6 kV	
Pollution degree	3	

Current

Rated / Short circuit	32A - 480A/1s	20 A
-----------------------	---------------	------

Wire size

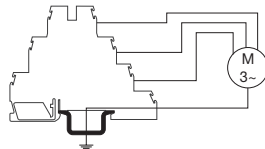
Rated/gauge	4 mm ² / A4	12 AWG	
Wire stripping length	Recommended screwdriver	Recommended torque	Protection
9,5 mm .37"	4 mm .16"	0,5-0,8 Nm 4.4-7.1 lb.in	IP 20 NEMA 1

End stop		th. 12 mm	BADH	V2	1SNA 116 900 R2700
End stop		th. 9,1 mm	BAMH	V2	1SNA 114 836 R0000
End stop		th. 9,1 mm	BAMH V0	V0	1SNA 194 836 R0100
Rail		35 x 7,5 x 1	PR3.Z2		1SNA 174 300 R1700
Rail		35 x 15 x 2,3	PR4		1SNA 168 500 R1200
Rail		35 x 15 x 1,5	PR5		1SNA 168 700 R2200

Other end stops, rails and accessories : see section on accessories.

Notes

Block for three phase motor supply



or for connection of 4 wire sensors.

Accessories

	1 End section	
	2 Circuit separator	white
	3 Test socket	
	4 Test plug	
	5 Assembled jumper bar	32A
	6 Comb type jumper bar	32A
	7 IDC jumper	24A
	R See section on markers marking method	

Type Part numbers

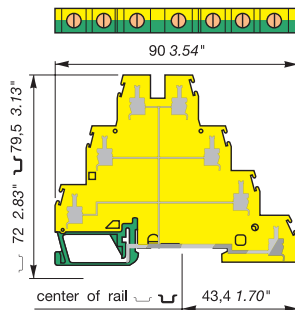
No end section needed : closed block		
SCD (3)	V2	1SNA 103 189 R2600
AL2 (2) (3)	DIA. 2,0 mm	1SNA 167 319 R0600
FC2 (1) (3)	DIA. 2,0 mm	1SNA 007 865 R2600
BJM62 (3)	2 poles	1SNA 173 217 R2600
BJM62 (3)	3 poles	1SNA 173 218 R0700
BJM62 (3)	4 poles	1SNA 173 219 R0000
BJM62 (3)	5 poles	1SNA 173 221 R2200
BJM62 (3)	6 poles	1SNA 174 112 R1600
BJM62 (3)	7 poles	1SNA 174 113 R1700
BJM62 (3)	8 poles	1SNA 174 114 R1000
BJM62 (3)	9 poles	1SNA 174 115 R1100
BJM62 (3)	10 poles	1SNA 173 226 R2700
PC61	10 poles	1SNA 163 311 R2200
AD2,5	V2	1SNA 114 205 R2000

Note : (1) For block equipped with AL2. (2) A circuit separator **SCD** is required with the use of these accessories. (3) Only for upper deck.

Triple-deck terminal blocks + ground protection
Screw clamp
 DIN 3

D 4/6.P.T1

Spacing 6 mm (.238")



Ground terminal block to be used with D4/6.T...

End stop		th. 12 mm	BADH	V2	1SNA 116 900 R2700
End stop		th. 9,1 mm	BAMH	V2	1SNA 114 836 R0000
End stop		th. 9,1 mm	BAMH V0	V0	1SNA 194 836 R0100
Rail		35 x 7,5 x 1	PR3.Z2		1SNA 174 300 R1700
Rail		35 x 15 x 2,3	PR4		1SNA 168 500 R1200
Rail		35 x 15 x 1,5	PR5		1SNA 168 700 R2200

Other end stops, rails and accessories : see section on accessories.

Notes

In this block, all the circuits are connected to the mounting rail.

--	--

Colour	Type	Part numbers
--------	------	--------------

7 clamps electrically grounded to the mounting rail
 Green/yellow V0 **D 4/6.P.T1** 1SNA 199 220 R0000

Characteristics

Wire size		IEC		UL/CSA	
		NFC	DIN		
Screw clamp	Rigid	0,2-4 mm ²		22-12 AWG	
	Flexible	0,22-4 mm ²		22-12 AWG	

Voltage		Current	
Rated		Rated / Short circuit	
Impulse withstand		480 A/1s	
Pollution degree			

Wire size		Protection	
Rated/gauge		IP 20	
4 mm ² / A4		NEMA 1	
12 AWG			

Wire stripping length	Recommended screwdriver	Recommended torque	Protection
9,5 mm .37"	4 mm .16"	0,5-0,8 Nm 4.4-7.1 lb.in	IP 20 NEMA 1

Accessories

Type	Part numbers
------	--------------

- 1 End section
- 2 Comb type jumper bar
- 3 IDC jumper 24A



2



3

R



R See section on markers marking method

RC65 blank (white, red, blue)

Three level sensor terminal blocks without ground connection

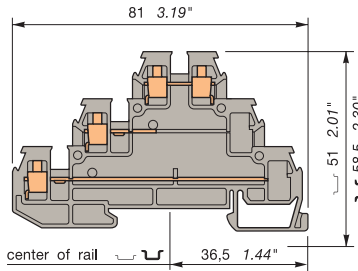
Screw clamp

DIN 3



D 2,5/6.D

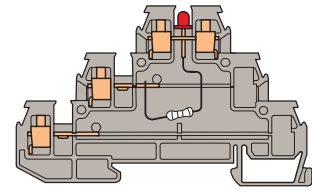
Spacing 6 mm +0,05 (.238")



Three level block for sensor

D 2,5/6.DL

Spacing 6 mm +0,05 (.238")



Three level block for sensor with LED indication between middle and upper level (red 24V=)

End stop	th. 12 mm	BADH	V2	1SNA 116 900 R2700
End stop	th. 9,1 mm	BAMH	V2	1SNA 114 836 R0000
End stop	th. 9,1 mm	BAMH V0	V0	1SNA 194 836 R0100
Rail	35 x 7,5 x 1	PR3.Z2		1SNA 174 300 R1700
Rail	35 x 15 x 2,3	PR4		1SNA 168 500 R1200
Rail	35 x 15 x 1,5	PR5		1SNA 168 700 R2200

Other end stops, rails and accessories : see section on accessories.

Notes

The use of some accessories may decrease the block's voltage rating. For more information, consult us.

Colour	Type	Part numbers
Grey	<input type="checkbox"/> D 2,5/6.D	1SNA 115 542 R1200

Colour	Type	Part numbers
Grey	<input type="checkbox"/> D 2,5/6.DL	1SNA 115 537 R0500

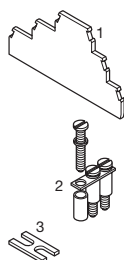
Characteristics					
Wire size					
		NFC	DIN	UL	CSA
Screw clamp	Rigid	0,2-2,5 mm ²		20-12 AWG	22-14 AWG
	Flexible	0,22-2,5 mm ²		20-12 AWG	22-14 AWG

Characteristics					
Wire size					
		NFC	DIN	UL	CSA
Screw clamp	Rigid	0,2-2,5 mm ²		20-12 AWG	22-14 AWG
	Flexible	0,22-2,5 mm ²		20-12 AWG	22-14 AWG

Voltage			
Rated	380 V Gr.C	300 V	300 V
Impulse withstand			
Pollution degree			
Current			
Rated	22 A	26 A	20 A
Wire size			
Rated / Gauge	2,5 mm ²	12 AWG	14 AWG
Wire strip. length	Recomm. Screwdriver	Recomm. torque	Protection
6 mm .24"	3,5 mm .138"	0,4-0,6 Nm 3.5-5.3 lb.in	IP20 NEMA 1

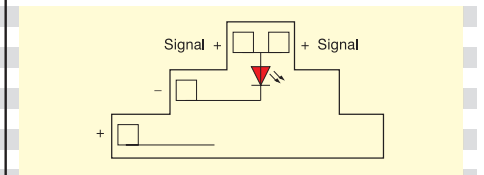
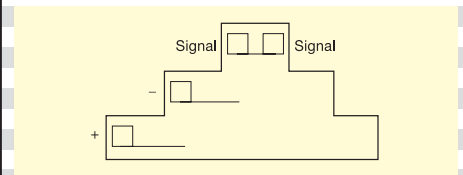
Voltage			
Rated	380 V Gr.C	300 V (1)	300 V (1)
Impulse withstand			
Pollution degree			
Current			
Rated	22 A	26 A	20 A
Wire size			
Rated / Gauge	2,5 mm ²	12 AWG	14 AWG
Wire strip. length	Recomm. Screwdriver	Recomm. torque	Protection
6 mm .24"	3,5 mm .138"	0,4-0,6 Nm 3.5-5.3 lb.in	IP20 NEMA 1

Accessories



1 End section	grey	FED3E	th. 3,0 mm	1SNA 116 771 R2000
2 Assembled jumper bar	22 A	BJD6	2 poles	1SNA 178 024 R2500
22 A		BJD6	3 poles	1SNA 178 025 R2600
(without IP20 protection)	22 A	BJD6	4 poles	1SNA 178 026 R2700
	22 A	BJD6	5 poles	1SNA 178 027 R2000
	22 A	BJD6	10 poles	1SNA 178 032 R2500
	22 A	BJD6	20 poles	1SNA 178 033 R2600
3 Connector plate	22 A	EL61		1SNA 177 812 R1700

FED3E	th. 3,0 mm	1SNA 116 771 R2000
BJD6	2 poles	1SNA 178 024 R2500
BJD6	3 poles	1SNA 178 025 R2600
BJD6	4 poles	1SNA 178 026 R2700
BJD6	5 poles	1SNA 178 027 R2000
BJD6	10 poles	1SNA 178 032 R2500
BJD6	20 poles	1SNA 178 033 R2600
EL61		1SNA 177 812 R1700



R See section on markers marking method

RC65	red - blank	1SNA 103 776 R0100
RC65	blue - blank	1SNA 103 775 R0000

RC65	red - blank	1SNA 103 776 R0100
RC65	blue - blank	1SNA 103 775 R0000

Note : (1) 24 VDC on LED circuit.

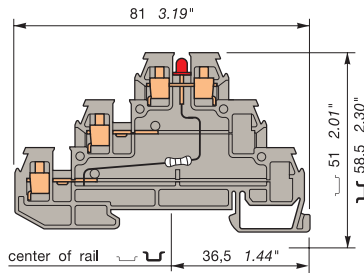
Three level sensor terminal blocks without ground connection

Screw clamp


DIN 3

D 2,5/6.DL1

Spacing 6 mm + 0,05 (.238")



Three level block for sensor with LED indication between lower and upper level (red 24V=)



Colour	Type	Part numbers
Grey	<input type="checkbox"/> D 2,5/6.DL1	1SNA 115 538 R1600

Characteristics

Wire size

		NFC DIN	UL	CSA
Screw clamp	Rigid	0,2-2,5 mm ²	20-12 AWG	22-14 AWG
	Flexible	0,22-2,5 mm ²	20-12 AWG	22-14 AWG

Voltage

Rated	380 V Gr.C	300 V (1)	300 V (1)
Impulse withstand			
Pollution degree			

Current

Rated	22 A	26 A	20 A
-------	------	------	------

Wire size

Rated / Gauge	2,5 mm ²	12 AWG	14 AWG
---------------	---------------------	--------	--------

Wire strip. length	Recomm. Screwdriver	Recomm. torque	Protection
6 mm .24"	3,5 mm 0.138"	0,4-0,6 Nm 3.5-5.3 lb.in	IP20 NEMA 1

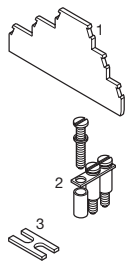
End stop		th. 12 mm	BADH	V2	1SNA 116 900 R2700
End stop		th. 9,1 mm	BAMH	V2	1SNA 114 836 R0000
End stop		th. 9,1 mm	BAMH V0	V0	1SNA 194 836 R0100
Rail		35 x 7,5 x 1	PR3.Z2		1SNA 174 300 R1700
Rail		35 x 15 x 2,3	PR4		1SNA 168 500 R1200
Rail		35 x 15 x 1,5	PR5		1SNA 168 700 R2200

Other end stops, rails and accessories : see section on accessories.

Notes

The use of some accessories may decrease the block's voltage rating. For more information, consult us.

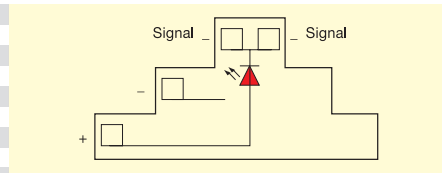
Accessories



1 End section	grey
2 Assembled jumper bar	22 A
22 A	
(without IP20 protection)	22 A
22 A	
22 A	
22 A	
22 A	
3 Connector plate	22 A

Type Part numbers

FED3E	th. 3,0 mm	1SNA 116 771 R2000
BJD6	2 poles	1SNA 178 024 R2500
BJD6	3 poles	1SNA 178 025 R2600
BJD6	4 poles	1SNA 178 026 R2700
BJD6	5 poles	1SNA 178 027 R2000
BJD6	10 poles	1SNA 178 032 R2500
BJD6	20 poles	1SNA 178 033 R2600
EL61		1SNA 177 812 R1700



R See section on markers marking method

RC65	red - blank	1SNA 103 776 R0100
RC65	blue - blank	1SNA 103 775 R0000

Note : (1) 24 V DC on LED circuit.

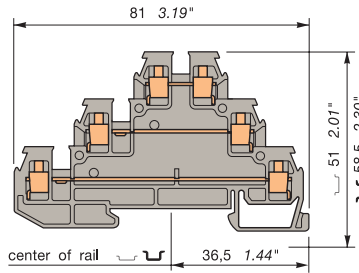
Three level sensor terminal blocks without ground connection

Screw clamp

DIN 3

D 2,5/6.DA

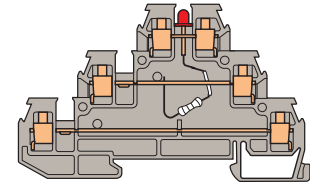
Spacing 6 mm + 0,05 (.238")



Three level block for power

D 2,5/6.DAL

Spacing 6 mm + 0,05 (.238")



Three level sensor block with LED indicator between upper and middle level (red 24V=)

refer to the section "Special Applications" for part numbers and characteristics.

End stop	th. 12 mm	BADH	V2	1SNA 116 900 R2700
End stop	th. 9,1 mm	BAMH	V2	1SNA 114 836 R0000
End stop	th. 9,1 mm	BAMH V0	V0	1SNA 194 836 R0100
Rail	35 x 7,5 x 1	PR3.Z2		1SNA 174 300 R1700
Rail	35 x 15 x 2,3	PR4		1SNA 168 500 R1200
Rail	35 x 15 x 1,5	PR5		1SNA 168 700 R2200

Other end stops, rails and accessories : see section on accessories.

Notes

The use of some accessories may decrease the block's voltage rating. For more information, consult us.

Colour	Type	Part numbers
Grey	<input type="checkbox"/> D 2,5/6.DA	1SNA 115 541 R1100
Blue	<input type="checkbox"/> D 2,5/6.DA.N	1SNA 125 541 R1300

Colour	Type	Part numbers
Grey	<input type="checkbox"/> D 2,5/6.DAL	1SNA 115 535 R0300

Characteristics

Wire size		NFC	DIN	UL	CSA
Screw clamp	Rigid	0,2-2,5 mm ²		20-12 AWG	22-14 AWG
	Flexible	0,22-2,5 mm ²		20-12 AWG	22-14 AWG

Characteristics

Wire size		NFC	DIN	UL	CSA
Screw clamp	Rigid	0,2-2,5 mm ²		20-12 AWG	22-14 AWG
	Flexible	0,22-2,5 mm ²		20-12 AWG	22-14 AWG

Voltage		380 V Gr.C	300 V	300 V
Rated				
Impulse withstand				
Pollution degree				

Voltage		380 V Gr.C	300 V (1)	300 V (1)
Rated				
Impulse withstand				
Pollution degree				

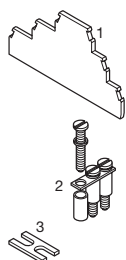
Current		22 A	26 A	20 A
Rated				

Current		22 A	26 A	20 A
Rated				

Wire size		2,5 mm ²	12 AWG	14 AWG
Rated / Gauge				
Wire strip length	Recomm. Screwdriver	3,5 mm	0,4-0,6 Nm	IP20
	Recomm. torque		3.5-5.3 lb.in	NEMA 1

Wire size		2,5 mm ²	12 AWG	14 AWG
Rated / Gauge				
Wire strip length	Recomm. Screwdriver	3,5 mm	0,4-0,6 Nm	IP20
	Recomm. torque		3.5-5.3 lb.in	NEMA 1

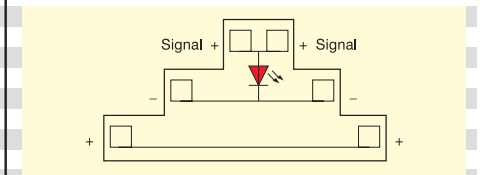
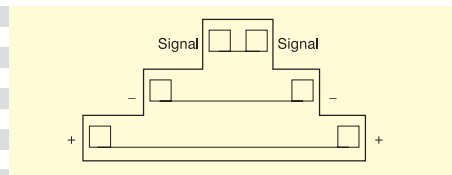
Accessories



Type	Part numbers
1 End section grey	FED3E th. 3,0 mm 1SNA 116 771 R2000
2 Assembled jumper bar 22 A	BJD6 2 poles 1SNA 178 024 R2500
22 A	BJD6 3 poles 1SNA 178 025 R2600
22 A	BJD6 4 poles 1SNA 178 026 R2700
22 A	BJD6 5 poles 1SNA 178 027 R2000
22 A	BJD6 10 poles 1SNA 178 032 R2500
22 A	BJD6 20 poles 1SNA 178 033 R2600
3 Connector plate 22 A	EL61 1SNA 177 812 R1700

Type	Part numbers
FED3E th. 3,0 mm	1SNA 116 771 R2000
BJD6 2 poles	1SNA 178 024 R2500
BJD6 3 poles	1SNA 178 025 R2600
BJD6 4 poles	1SNA 178 026 R2700
BJD6 5 poles	1SNA 178 027 R2000
BJD6 10 poles	1SNA 178 032 R2500
BJD6 20 poles	1SNA 178 033 R2600
EL61	1SNA 177 812 R1700

Type	Part numbers
FED3E th. 3,0 mm	1SNA 116 771 R2000
BJD6 2 poles	1SNA 178 024 R2500
BJD6 3 poles	1SNA 178 025 R2600
BJD6 4 poles	1SNA 178 026 R2700
BJD6 5 poles	1SNA 178 027 R2000
BJD6 10 poles	1SNA 178 032 R2500
BJD6 20 poles	1SNA 178 033 R2600
EL61	1SNA 177 812 R1700



R See section on markers marking method

RC65 red - blank	1SNA 103 776 R0100
RC65 blue - blank	1SNA 103 775 R0000

RC65 red - blank	1SNA 103 776 R0100
RC65 blue - blank	1SNA 103 775 R0000

Note : (1) 24 V DC on LED circuit.

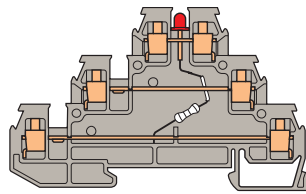
Three level sensor terminal blocks without ground connection

Screw clamp

DIN 3

D 2,5/6.DAL1

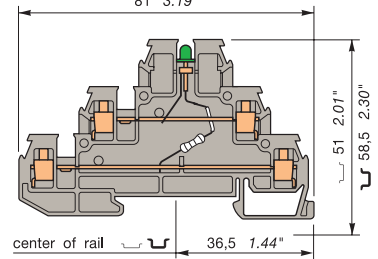
Spacing 6 mm +0,05 (.238")



Three level block with LED indicator between upper and lower level (red 24V=)

D 2,5/6.DAL2

Spacing 6 mm +0,05 (.238")



Three level block with LED indicator between lower levels (green 24V=)

Colour	Type	Part numbers
Grey	<input type="checkbox"/> D 2,5/6.DAL1	1SNA 115 536 R0400

Colour	Type	Part numbers
Grey	<input type="checkbox"/> D 2,5/6.DAL2	1SNA 115 547 R1700

Characteristics				
Wire size		NFC DIN	UL	CSA
Screw clamp	Rigid	0,2-2,5 mm ²	20-12 AWG	22-14 AWG
	Flexible	0,22-2,5 mm ²	20-12 AWG	22-14 AWG

Characteristics				
Wire size		NFC DIN	UL	CSA
Screw clamp	Rigid	0,2-2,5 mm ²	20-12 AWG	22-14 AWG
	Flexible	0,22-2,5 mm ²	20-12 AWG	22-14 AWG

End stop	th. 12 mm	BADH	V2	1SNA 116 900 R2700
End stop	th. 9,1 mm	BAMH	V2	1SNA 114 836 R0000
End stop	th. 9,1 mm	BAMH V0	V0	1SNA 194 836 R0100
Rail	35 x 7,5 x 1	PR3.Z2		1SNA 174 300 R1700
Rail	35 x 15 x 2,3	PR4		1SNA 168 500 R1200
Rail	35 x 15 x 1,5	PR5		1SNA 168 700 R2200

Other end stops, rails and accessories : see section on accessories.

Notes

The use of some accessories may decrease the block's voltage rating. For more information, consult us.

Voltage			
Rated		380 V Gr.C	300 V (1) 300 V (1)
Impulse withstand			
Pollution degree			

Current			
Rated		22 A	26 A 20 A

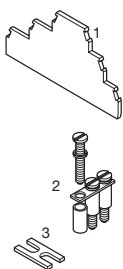
Wire size			
Rated / Gauge		2,5 mm ²	12 AWG 14 AWG
Wire strip. length	Recomm. screwdriver	Recomm. torque	Protection
6 mm .24"	3,5 mm .138"	0,4-0,6 Nm 3.5-5.3 lb.in	IP20 NEMA 1

Voltage			
Rated		380 V Gr.C	300 V (1) 300 V (1)
Impulse withstand			
Pollution degree			

Current			
Rated		22 A	26 A 20 A

Wire size			
Rated / Gauge		2,5 mm ²	12 AWG 14 AWG
Wire strip. length	Recomm. screwdriver	Recomm. torque	Protection
6 mm .24"	3,5 mm .138"	0,4-0,6 Nm 3.5-5.3 lb.in	IP20 NEMA 1

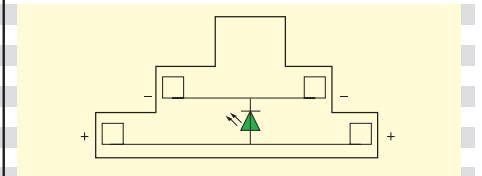
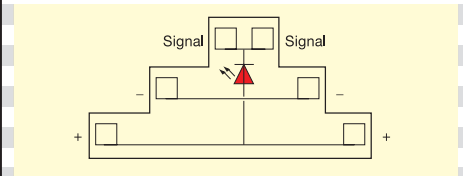
Accessories



1 End section	grey
2 Assembled jumper bar	22 A
22 A (without IP20 protection)	22 A
22 A	22 A
22 A	22 A
3 Connector plate	22 A

Type	Part numbers
FED3E	th. 3,0 mm 1SNA 116 771 R2000
BJD6	2 poles 1SNA 178 024 R2500
BJD6	3 poles 1SNA 178 025 R2600
BJD6	4 poles 1SNA 178 026 R2700
BJD6	5 poles 1SNA 178 027 R2000
BJD6	10 poles 1SNA 178 032 R2500
BJD6	20 poles 1SNA 178 033 R2600
EL61	1SNA 177 812 R1700

Type	Part numbers
FED3E	th. 3,0 mm 1SNA 116 771 R2000
BJD6	2 poles 1SNA 178 024 R2500
BJD6	3 poles 1SNA 178 025 R2600
BJD6	4 poles 1SNA 178 026 R2700
BJD6	5 poles 1SNA 178 027 R2000
BJD6	10 poles 1SNA 178 032 R2500
BJD6	20 poles 1SNA 178 033 R2600
EL61	1SNA 177 812 R1700



R See section on markers marking method

RC65	red - blank	1SNA 103 776 R0100
RC65	blue - blank	1SNA 103 775 R0000

RC65	red - blank	1SNA 103 776 R0100
RC65	blue - blank	1SNA 103 775 R0000

Note : (1) 24 V DC on LED circuit.

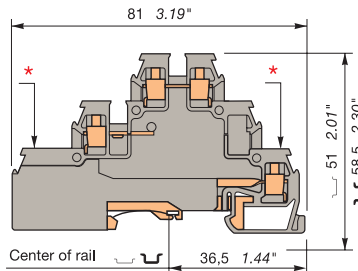
Three level sensor terminal blocks with ground connection

Screw clamp

DIN 3

D 2,5/6.DP1

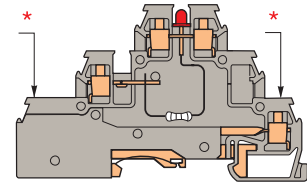
Spacing 6 mm +0,05 (.238")



Three level block for sensor with ground on lower level .
* Green/yellow marking on lower deck

D 2,5/6.DPL1

Spacing 6 mm +0,05 (.238")



Three level block for input with ground and LED indicator between upper and middle level (red 24V-). * Green/yellow marking on lower deck

End stop	th. 12 mm	BADH	V2	1SNA 116 900 R2700
End stop	th. 9,1 mm	BAMH	V2	1SNA 114 836 R0000
End stop	th. 9,1 mm	BAMH V0	V0	1SNA 194 836 R0100
Rail	35 x 7,5 x 1	PR3.Z2		1SNA 174 300 R1700
Rail	35 x 15 x 2,3	PR4		1SNA 168 500 R1200
Rail	35 x 15 x 1,5	PR5		1SNA 168 700 R2200

Other end stops, rails and accessories : see section on accessories.

Notes

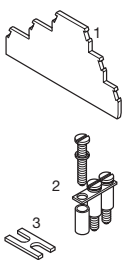
The use of some accessories may decrease the block's voltage rating. For more information, consult us.

Colour	Type	Part numbers			Colour	Type	Part numbers		
Grey	<input type="checkbox"/>	D 2,5/6.DP1	1SNA 115 645	R2100	Grey	<input type="checkbox"/>	D 2,5/6.DPL1	1SNA 115 644	R2000

Characteristics					Characteristics						
					Wire size						
		NFC	DIN	UL	CSA			NFC	DIN	UL	CSA
Screw clamp	Rigid	0,2-2,5 mm ²	20-12 AWG	22-14 AWG		Screw clamp	Rigid	0,2-2,5 mm ²	20-12 AWG	22-14 AWG	
	Flexible	0,22-2,5 mm ²	20-12 AWG	22-14 AWG			Flexible	0,22-2,5 mm ²	20-12 AWG	22-14 AWG	

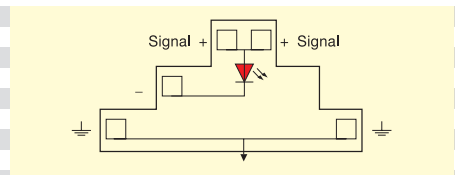
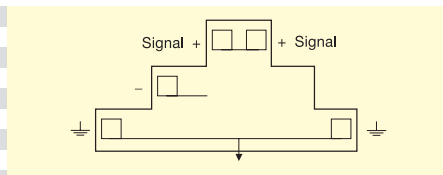
Voltage					Voltage								
Rated		380 V Gr.C	300 V	300 V	Rated		380 V Gr.C	300 V (1)	300 V (1)				
Impulse withstand					Impulse withstand								
Pollution degree					Pollution degree								
Current					Current								
Rated		Short circuit	22 A	300A/1s	26 A	20 A	Rated		Short circuit	22 A	300A/1s	26 A	20 A
Wire size					Wire size								
Rated / Gauge		2,5 mm ²	12 AWG	14 AWG	Rated / Gauge		2,5 mm ²	12 AWG	14 AWG				
Wire strip. length	Recomm. Screwdriver	Recomm. torque	Protection		Wire strip. length	Recomm. Screwdriver	Recomm. torque	Protection					
6 mm .24"	3,5 mm .138"	0,4-0,6 Nm 3.5-5.3 lb.in	IP20 NEMA 1		6 mm .24"	3,5 mm .138"	0,4-0,6 Nm 3.5-5.3 lb.in	IP20 NEMA 1					

Accessories



1	End section	grey
2	Assembled jumper bar (without IP20 protection)	22 A
3	Connector plate	22 A

Type	Part numbers			Type	Part numbers		
FED3E	th. 3,0 mm	1SNA 116 771	R2000	FED3E	th. 3,0 mm	1SNA 116 771	R2000
BJD6	2 poles	1SNA 178 024	R2500	BJD6	2 poles	1SNA 178 024	R2500
BJD6	3 poles	1SNA 178 025	R2600	BJD6	3 poles	1SNA 178 025	R2600
BJD6	4 poles	1SNA 178 026	R2700	BJD6	4 poles	1SNA 178 026	R2700
BJD6	5 poles	1SNA 178 027	R2000	BJD6	5 poles	1SNA 178 027	R2000
BJD6	10 poles	1SNA 178 032	R2500	BJD6	10 poles	1SNA 178 032	R2500
BJD6	20 poles	1SNA 178 033	R2600	BJD6	20 poles	1SNA 178 033	R2600
EL61		1SNA 177 812	R1700	EL61		1SNA 177 812	R1700



R See section on markers marking method

RC65	red - blank	1SNA 103 776	R0100	RC65	red - blank	1SNA 103 776	R0100
RC65	blue - blank	1SNA 103 775	R0000	RC65	blue - blank	1SNA 103 775	R0000

Note : (1) 24 V DC on LED circuit.

Three level sensor terminal blocks with ground connection

Screw clamp
DIN 3

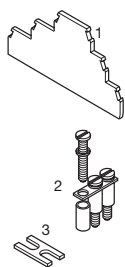
End stop	th. 12 mm	BADH	V2	1SNA 116 900 R2700
End stop	th. 9,1 mm	BAMH	V2	1SNA 114 836 R0000
End stop	th. 9,1 mm	BAMH V0	V0	1SNA 194 836 R0100
Rail	35 x 7,5 x 1	PR3.Z2		1SNA 174 300 R1700
Rail	35 x 15 x 2,3	PR4		1SNA 168 500 R1200
Rail	35 x 15 x 1,5	PR5		1SNA 168 700 R2200

Other end stops, rails and accessories : see section on accessories.

Notes

The use of some accessories may decrease the block's voltage rating. For more information, consult us.

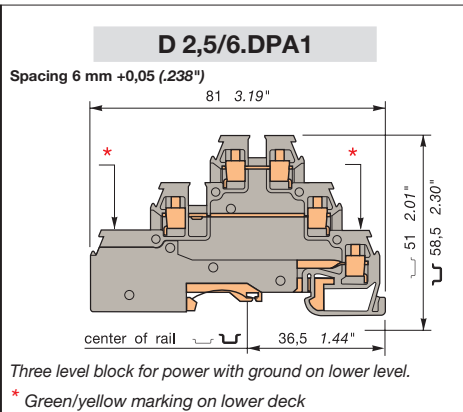
Accessories



1	End section	grey
2	Assembled jumper bar (without IP20 protection)	22 A
3	Connector plate	22 A



R See section on markers marking method



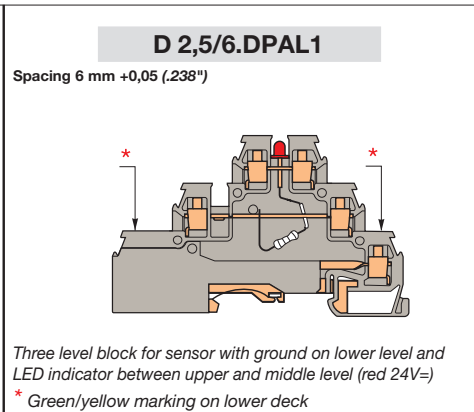
Colour	Type	Part numbers
Grey	<input type="checkbox"/> D 2,5/6.DPA1	1SNA 115 643 R2700

		NFC	DIN	UL	CSA
Screw clamp	Rigid	0,2-2,5 mm ²	20-12 AWG	22-14 AWG	
	Flexible	0,22-2,5 mm ²	20-12 AWG	22-14 AWG	

Voltage		380 V Gr.C	300 V	300 V
Rated				
Impulse withstand				
Pollution degree				

Current		22 A	300A/1s	26 A	20 A
Rated	Short circuit				

Wire size		2,5 mm ²	12 AWG	14 AWG
Rated / Gauge				
Wire strip. length	Recomm. Screwdriver	Recomm. torque	Protection	
6 mm .24"	3,5 mm .138"	0,4-0,6 Nm 3.5-5.3 lb.in	IP20 NEMA 1	



Colour	Type	Part numbers
Grey	<input type="checkbox"/> D 2,5/6.DPAL1	1SNA 115 642 R2600

		NFC	DIN	UL	CSA
Screw clamp	Rigid	0,2-2,5 mm ²	20-12 AWG	22-14 AWG	
	Flexible	0,22-2,5 mm ²	20-12 AWG	22-14 AWG	

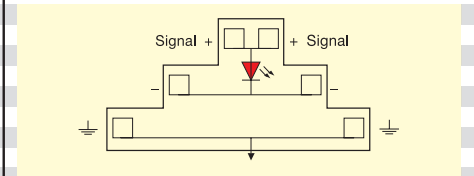
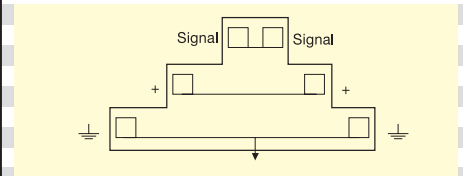
Voltage		380 V Gr.C	300 V (1)	300 V (1)
Rated				
Impulse withstand				
Pollution degree				

Current		22 A	300A/1s	26 A	20 A
Rated	Short circuit				

Wire size		2,5 mm ²	12 AWG	14 AWG
Rated / Gauge				
Wire strip. length	Recomm. Screwdriver	Recomm. torque	Protection	
6 mm .24"	3,5 mm .138"	0,4-0,6 Nm 3.5-5.3 lb.in	IP20 NEMA 1	

Type	Part numbers
FED3E	th. 3,0 mm 1SNA 116 771 R2000
BJD6	2 poles 1SNA 178 024 R2500
BJD6	3 poles 1SNA 178 025 R2600
BJD6	4 poles 1SNA 178 026 R2700
BJD6	5 poles 1SNA 178 027 R2000
BJD6	10 poles 1SNA 178 032 R2500
BJD6	20 poles 1SNA 178 033 R2600
EL61	1SNA 177 812 R1700

Type	Part numbers
FED3E	th. 3,0 mm 1SNA 116 771 R2000
BJD6	2 poles 1SNA 178 024 R2500
BJD6	3 poles 1SNA 178 025 R2600
BJD6	4 poles 1SNA 178 026 R2700
BJD6	5 poles 1SNA 178 027 R2000
BJD6	10 poles 1SNA 178 032 R2500
BJD6	20 poles 1SNA 178 033 R2600
EL61	1SNA 177 812 R1700



RC65	red - blank	1SNA 103 776 R0100
RC65	blue - blank	1SNA 103 775 R0000


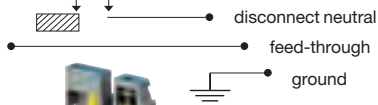
RC65	red - blank	1SNA 103 776 R0100
RC65	blue - blank	1SNA 103 775 R0000

Note : (1) 24 V DC on LED circuit.

Terminal blocks for distribution boxes double-deck + protection

Screw clamp


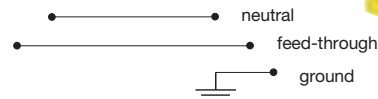
DIN 3



D 4/6.NTLP
3 circuits

D 4/6.NLP

3 circuits



End stop	th. 12 mm	BADH	V2	1SNA 116 900 R2700
End stop	th. 9,1 mm	BAMH	V2	1SNA 114 836 R0000
End stop	th. 9,1 mm	BAMH V0	V0	1SNA 194 836 R0100
Rail	35 x 7,5 x 1	PR3.Z2		1SNA 174 300 R1700
Rail	35 x 15 x 2,3	PR4		1SNA 168 500 R1200
Rail	35 x 15 x 1,5	PR5		1SNA 168 700 R2200

Other end stops, rails and accessories : see section on accessories.

Notes

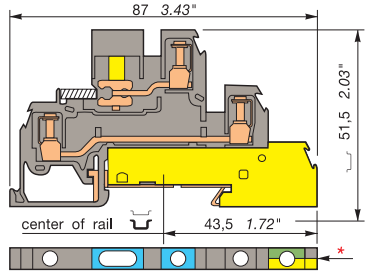
According to DIN 43880 standards (dimension above the rail 35 x 7,5 ≤ 44 mm).
 The Screw clamp terminal blocks, wire size from 2,5 mm² (spacing 5 mm) to 16 mm² (spacing 12 mm) also comply with these standards.
 The use of some accessories may decrease the block's voltage rating. For more information, consult us.
 * Blue marking on "neutral" circuit.
 Yellow/green marking on "ground" circuit.

Accessories

1	End section	grey
2	Separator end section	
3	Circuit separator	white
4	Test socket	
5	Test plug	
6	Assembled jumper bar	32 A
	(without IP20 protection)	32 A
		32 A
		32 A
		32 A
		32 A
		32 A
		32 A
7	IDC jumper	24 A
8	Busbar	
9	Clamp for busbar	
R	See section on marking method	

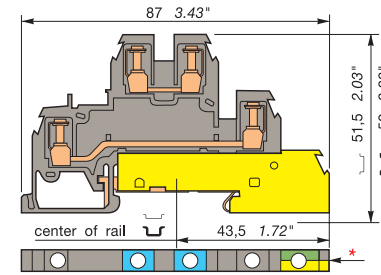
D 4/6.NTLP

Spacing 6 mm +0,05 (.238")



D 4/6.NLP

Spacing 6 mm +0,05 (.238")



Colour	Type	Part number	Colour	Type	Part number
Grey V2	1 circuit : "disconnect neutral" with busbar connection 1 circuit : "feed-through" 1 circuit : "ground" connected to the rail	D 4/6.NTLP 1SNA 110 439 R2200	Grey V2	1 circuit : "neutral" 1 circuit : "feed-through" 1 circuit : "ground" connected to the rail	D 4/6.NLP 1SNA 110 440 R0700

Characteristics			Characteristics				
Wire size	IEC	UL/CSA	Wire size	IEC	UL/CSA		
Screw clamp	Rigid	0,2-4 mm ²	18-12 AWG	Screw clamp	Rigid	0,2-4 mm ²	18-12 AWG
	Flexible		18-12 AWG		Flexible	0,2-4 mm ²	18-12 AWG
		0,2-4 mm ²				0,2-4 mm ²	
		10 x 3 mm				10 x 3 mm	
Voltage			Voltage				
Rated	320 V(1)/400 V(2)	300 V	Rated	400 V	300 V		
Impulse withstand	4 kV(1)/6 kV(2)		Impulse withstand	6 kV			
Pollution degree	3		Pollution degree	3			
Current			Current				
Rated	Short circuit	30 A	480 A/1s.	20 A			
		30 A	480 A/1s.	20 A			
Wire size			Wire size				
Rated / Gauge	4 mm ² / A4		12 AWG	Rated / Gauge	4 mm ² / A4		12 AWG
Wire strip. length	Recomm. screwdriver	Recomm. torque	Protection	Wire strip. length	Recomm. screwdriver	Recomm. torque	Protection
9,5 mm	4 mm	0,4-0,8 Nm	IP 20	9,5 mm	4 mm	0,4-0,8 Nm	IP 20
.37"	.16"	3.5-7 lb.in	NEMA 1	.37"	.16"	3.5-7 lb.in	NEMA 1

Type	Part numbers			Type	Part numbers		
FED6	V2	th. 1 mm	1SNA 116 964 R1200	FED6	V2	th. 1 mm	1SNA 116 964 R1200
SCFD	V2	th. 1,5 mm	1SNA 114 117 R0700	SCFD	V2	th. 1,5 mm	1SNA 114 117 R0700
SCD	V2		1SNA 103 189 R2600	SCD	V2		1SNA 103 189 R2600
AL2 (4)		DIA. 2 mm	1SNA 167 319 R0600	AL2 (4)		DIA. 2 mm	1SNA 167 319 R0600
FC2 (3)		DIA. 2 mm	1SNA 007 865 R2600	FC2 (3)		DIA. 2 mm	1SNA 007 865 R2600
BJM62 (4)		2 poles	1SNA 173 217 R2600	BJM62 (4)		2 poles	1SNA 173 217 R2600
BJM62 (4)		3 poles	1SNA 173 218 R0700	BJM62 (4)		3 poles	1SNA 173 218 R0700
BJM62 (4)		4 poles	1SNA 173 219 R0000	BJM62 (4)		4 poles	1SNA 173 219 R0000
BJM62 (4)		5 poles	1SNA 173 221 R2200	BJM62 (4)		5 poles	1SNA 173 221 R2200
BJM62 (4)		6 poles	1SNA 174 112 R1600	BJM62 (4)		6 poles	1SNA 174 112 R1600
BJM62 (4)		7 poles	1SNA 174 113 R1700	BJM62 (4)		7 poles	1SNA 174 113 R1700
BJM62 (4)		8 poles	1SNA 174 114 R1000	BJM62 (4)		8 poles	1SNA 174 114 R1000
BJM62 (4)		9 poles	1SNA 174 115 R1100	BJM62 (4)		9 poles	1SNA 174 115 R1100
BJM62 (4)		10 poles	1SNA 173 226 R2700	BJM62 (4)		10 poles	1SNA 173 226 R2700
AD2,5	V2		1SNA 114 205 R2000	AD2,5	V2		1SNA 114 205 R2000

For disconnect device :

Recomm. screwdriver	Recomm. torque
4 mm	0,4-0,6 Nm
.16"	3.5-5.3 lb.in


Note : (1) Between "feed-through" and "neutral" circuits. (2) Between 2 "feed-through" circuits (side by side). (3) For block equipped with AL2. (4) A circuit separator SC may be required with the use of these accessories.



Terminal blocks for distribution boxes double-deck + protection

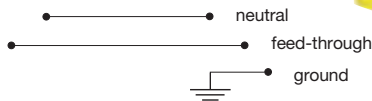
Screw clamp

DIN 3



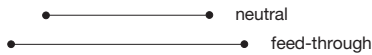
D 4/6.LLP

3 circuits



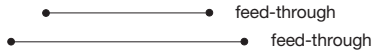
D 4/6.NL

2 circuits



D 4/6.LL

2 circuits



End stop	th. 12 mm	BADH	V2	1SNA 116 900 R2700
End stop	th. 9,1 mm	BAMH	V2	1SNA 114 836 R0000
End stop	th. 9,1 mm	BAMH V0	V0	1SNA 194 836 R0100
Rail	35 x 7,5 x 1	PR3.Z2		1SNA 174 300 R1700
Rail	35 x 15 x 2,3	PR4		1SNA 168 500 R1200
Rail	35 x 15 x 1,5	PR5		1SNA 168 700 R2200

Other end stops, rails and accessories : see section on accessories.

Notes

According to DIN 43880 standards (dimension above the rail 35 x 7,5 ≤ 44 mm).

The Screw clamp terminal blocks, wire size from 2,5 mm² (spacing 5 mm) to 16 mm² (spacing 12 mm) also comply with these standards.

The use of some accessories may decrease the block's voltage rating. For more information, consult us.

* Blue marking on "neutral" circuit.

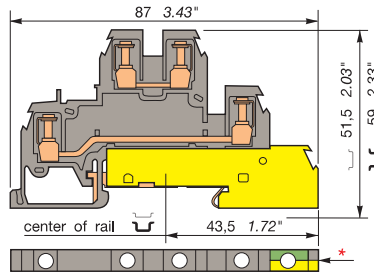
Yellow/green marking on "ground" circuit.

Accessories

1	End section	grey	FED6 V2	th. 1 mm	1SNA 116 964 R1200
2	Separator end section		SCFD V2	th. 1,5 mm	1SNA 114 117 R0700
3	Circuit separator	white	SCD V2		1SNA 103 189 R2600
4	Alvéole de contrôle		AL2 (4)	DIA. 2 mm	1SNA 167 319 R0600
5	Test plug		FC2 (3)	DIA. 2 mm	1SNA 007 865 R2600
6	Assembled jumper bar	32 A	BJM62 (4)	2 poles	1SNA 173 217 R2600
	(without IP20 protection)	32 A	BJM62 (4)	3 poles	1SNA 173 218 R0700
		32 A	BJM62 (4)	4 poles	1SNA 173 219 R0000
		32 A	BJM62 (4)	5 poles	1SNA 173 221 R2200
		32 A	BJM62 (4)	6 poles	1SNA 174 112 R1600
		32 A	BJM62 (4)	7 poles	1SNA 174 113 R1700
		32 A	BJM62 (4)	8 poles	1SNA 174 114 R1000
		32 A	BJM62 (4)	9 poles	1SNA 174 115 R1100
		32 A	BJM62 (4)	10 poles	1SNA 173 226 R2700
7	IDC jumper	24 A	AD2,5 V2		1SNA 114 205 R2000
R	See section on markers marking method		RC65		

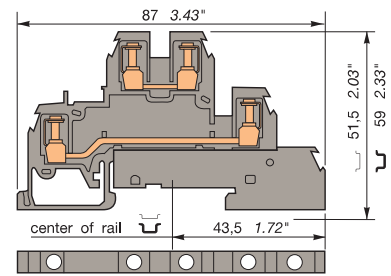
D 4/6.LLP

Spacing 6 mm +0,05 (.238")



D 4/6...L

Spacing 6 mm +0,05 (.238")



Colour	Type	Part number
--------	------	-------------

2 circuits : "feed-through"		
1 circuit : "ground" connected to the rail		
Grey V2	<input type="checkbox"/> D 4/6.LLP	1SNA 110 441 R2400

Colour	Type	Part number
--------	------	-------------

1 circuit : "neutral" + 1 circuit : "feed-through"		
Grey V2	<input type="checkbox"/> D 4/6.NL	1SNA 110 447 R2200
2 circuits : "feed-through"		
Grey V2	<input type="checkbox"/> D 4/6.LL	1SNA 110 442 R2500
Only 1 circuit : "feed-through"		
Grey V2 - Upper deck	<input type="checkbox"/> D 4/6.L	1SNA 110 449 R0400
Grey V2 - Lower deck	<input type="checkbox"/> D 4/6.L	1SNA 110 443 R2600

Characteristics

Wire size	IEC	UL/CSA
	NFC DIN	
Screw clamp Rigid	0,2-4 mm ²	18-12 AWG
Flexible	0,2-4 mm ²	18-12 AWG

Characteristics

Wire size	IEC	UL/CSA
	NFC DIN	
Screw clamp Rigid	0,2-4 mm ²	18-12 AWG
Flexible	0,2-4 mm ²	18-12 AWG

Voltage

Rated	400 V	300 V
Impulse withstand	6 kV	
Pollution degree	3	

Voltage

Rated	400 V	300 V
Impulse withstand	6 kV	
Pollution degree	3	

Current

Rated	Short circuit	30 A	480 A/1s.	20 A
-------	---------------	------	-----------	------

Current

Rated	30 A	20 A
-------	------	------

Wire size

Rated / Gauge	4 mm ² / A4	12 AWG
Wire strip length	Recomm. screwdriver	Recomm. torque
9,5 mm	4 mm	0,4-0,8 Nm
.37"	.16"	3.5-7 lb.in
		NEMA 1

Wire size

Rated / Gauge	4 mm ² / A4	12 AWG
Wire strip length	Recomm. screwdriver	Recomm. torque
9,5 mm	4 mm	0,4-0,8 Nm
.37"	.16"	3.5-7 lb.in
		NEMA 1

Type

Type	Part numbers
RC65	

Type

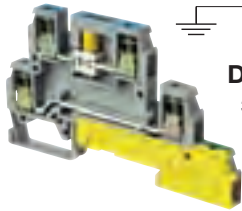
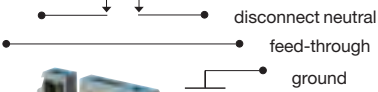
Type	Part numbers
RC65	

Note : (1) For block equipped with AL2.
(2) A circuit separator SC may be required with the use of these accessories.

Terminal blocks for distribution boxes double-deck + protection

Screw clamp

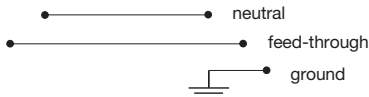
DIN 3



D 4/6.A.NTLP
3 circuits

D 4/6.A.NLP

3 circuits



End stop	th. 12 mm	BADH	V2	1SNA 116 900 R2700
End stop	th. 9,1 mm	BAMH	V2	1SNA 114 836 R0030
End stop	th. 9,1 mm	BAMH V0	V0	1SNA 194 836 R0100
Rail	35 x 7,5 x 1	PR3.Z2		1SNA 174 300 R1700
Rail	35 x 15 x 2,3	PR4		1SNA 168 500 R1200
Rail	35 x 15 x 1,5	PR5		1SNA 168 700 R2200

Other end stops, rails and accessories : see section on accessories.

Notes

Mainly suitable for medical equipment purposes. According to DIN 43880 standards (dimension above the rail $35 \times 7,5 \leq 44$ mm). The Screw clamp terminal blocks, wire size from $2,5 \text{ mm}^2$ (spacing 5 mm) to 16 mm^2 (spacing 12 mm) also comply with these standards. The use of some accessories may decrease the block's voltage rating. For more information, consult us.

* Blue marking on "neutral" circuit.
* Yellow/green marking on "ground" circuit.

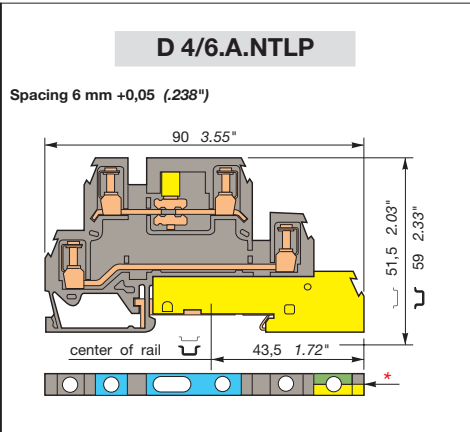
Accessories

1	End section	grey	FED6	V2	th. 1 mm	1SNA 116 964 R1200
2	Separator end section		SCFD	V2	th. 1,5 mm	1SNA 114 117 R0700
3	Circuit separator	white	SCD	V2		1SNA 103 189 R2600
4	Test socket		AL2 (4)		DIA. 2 mm	1SNA 167 319 R0600
5	Test plug		FC2 (3)		DIA. 2 mm	1SNA 007 865 R2600
6	Assembled jumper bar	32 A	BJM62 (4)		2 poles	1SNA 173 217 R2600
		32 A	BJM62 (4)		3 poles	1SNA 173 218 R0700
		32 A	BJM62 (4)		4 poles	1SNA 173 219 R0000
		32 A	BJM62 (4)		5 poles	1SNA 173 221 R2200
		32 A	BJM62 (4)		6 poles	1SNA 174 112 R1600
		32 A	BJM62 (4)		7 poles	1SNA 174 113 R1700
		32 A	BJM62 (4)		8 poles	1SNA 174 114 R1000
		32 A	BJM62 (4)		9 poles	1SNA 174 115 R1100
		32 A	BJM62 (4)		10 poles	1SNA 173 226 R2700
7	IDC jumper	24 A	AD2,5	V2		1SNA 114 205 R2000

For disconnect device :

Recomm. screwdriver	Recomm. torque
4 mm	0,4-0,6 Nm
.16"	3.5-5.3 lb.in

R See section on markers marking method



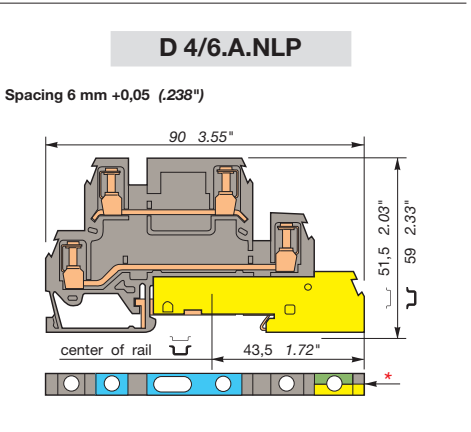
Colour	Type	Part number
Grey V2	1 circuit : "disconnect neutral"	
	1 circuit : "feed-through"	
	1 circuit : "ground" connected to the rail	
		D 4/6.A.NTLP 1SNA 110 415 R1200

Characteristics		
Wire size	IEC	UL/CSA
	NFC	DIN
Screw clamp Rigid	0,2-4 mm ²	18-12 AWG
Flexible	0,2-4 mm ²	18-12 AWG

Voltage		
Rated	320 V(1)/400 V(2)	300 V
Impulse withstand	4 kV(1)/6 kV(2)	
Pollution degree	3	

Current			
Rated	Short circuit	30 A	480 A/1s.
			20 A

Wire size			
Rated / Gauge	4 mm ² / A4		12 AWG
Wire strip. length	Recomm. screwdriver	Recomm. torque	Protection
9,5 mm	4 mm	0,4-0,8 Nm	IP 20
.37"	.16"	3.5-7 lb.in	NEMA 1



Colour	Type	Part number
Grey V2	1 circuit : "neutral"	
	1 circuit : "feed-through"	
	1 circuit : "ground" connected to the rail	
		D 4/6.A.NLP 1SNA 110 417 R1400

Characteristics		
Wire size	IEC	UL/CSA
	NFC	DIN
Screw clamp Rigid	0,2-4 mm ²	18-12 AWG
Flexible	0,2-4 mm ²	18-12 AWG

Voltage		
Rated	400 V	300 V
Impulse withstand	6 kV	
Pollution degree	3	

Current			
Rated	Short circuit	30 A	480 A/1s.
			20 A

Wire size			
Rated / Gauge	4 mm ² / A4		12 AWG
Wire strip. length	Recomm. screwdriver	Recomm. torque	Protection
9,5 mm	4 mm	0,4-0,8 Nm	IP 20
.37"	.16"	3.5-7 lb.in	NEMA 1

Type	Part numbers
FED6 V2 th. 1 mm	1SNA 116 964 R1200
SCFD V2 th. 1,5 mm	1SNA 114 117 R0700
SCD V2	1SNA 103 189 R2600
AL2 (4) DIA. 2 mm	1SNA 167 319 R0600
FC2 (3) DIA. 2 mm	1SNA 007 865 R2600
BJM62 (4) 2 poles	1SNA 173 217 R2600
BJM62 (4) 3 poles	1SNA 173 218 R0700
BJM62 (4) 4 poles	1SNA 173 219 R0000
BJM62 (4) 5 poles	1SNA 173 221 R2200
BJM62 (4) 6 poles	1SNA 174 112 R1600
BJM62 (4) 7 poles	1SNA 174 113 R1700
BJM62 (4) 8 poles	1SNA 174 114 R1000
BJM62 (4) 9 poles	1SNA 174 115 R1100
BJM62 (4) 10 poles	1SNA 173 226 R2700
AD2,5 V2	1SNA 114 205 R2000

Type	Part numbers
FED6 V2 th. 1 mm	1SNA 116 964 R1200
SCFD V2 th. 1,5 mm	1SNA 114 117 R0700
SCD V2	1SNA 103 189 R2600
AL2 (4) DIA. 2 mm	1SNA 167 319 R0600
FC2 (3) DIA. 2 mm	1SNA 007 865 R2600
BJM62 (4) 2 poles	1SNA 173 217 R2600
BJM62 (4) 3 poles	1SNA 173 218 R0700
BJM62 (4) 4 poles	1SNA 173 219 R0000
BJM62 (4) 5 poles	1SNA 173 221 R2200
BJM62 (4) 6 poles	1SNA 174 112 R1600
BJM62 (4) 7 poles	1SNA 174 113 R1700
BJM62 (4) 8 poles	1SNA 174 114 R1000
BJM62 (4) 9 poles	1SNA 174 115 R1100
BJM62 (4) 10 poles	1SNA 173 226 R2700
AD2,5 V2	1SNA 114 205 R2000

Type	Part numbers
RC65	

Note : (1) Between "neutral" and "feed-through" circuits. (2) Between 2 "feed-through" circuits (side by side). (3) For block equipped with AL2. (4) A circuit separator SC may be required with the use of these accessories.

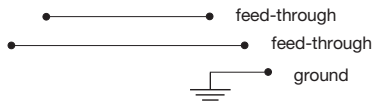
Terminal blocks for distribution boxes double-deck + protection

Screw clamp

DIN 3

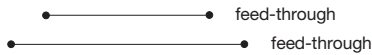
D 4/6.A.LLP

3 circuits



D 4/6.A.LL

2 circuits

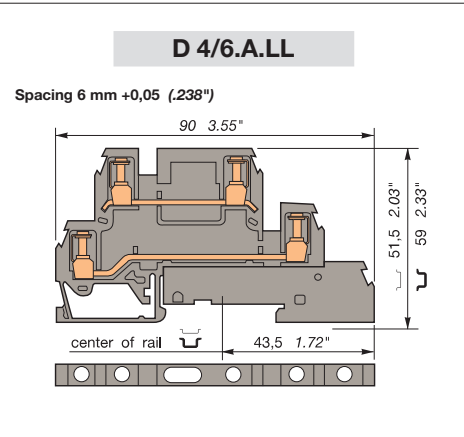
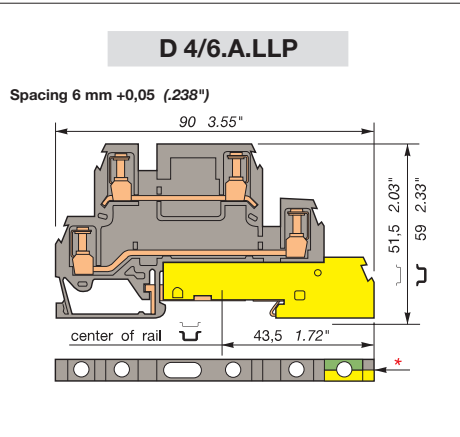


End stop	th. 12 mm	BADH	V2	1SNA 116 900 R2700
End stop	th. 9,1 mm	BAMH	V2	1SNA 114 836 R0000
End stop	th. 9,1 mm	BAMH V0	V0	1SNA 194 836 R0100
Rail	35 x 7,5 x 1	PR3.Z2		1SNA 174 300 R1700
Rail	35 x 15 x 2,3	PR4		1SNA 168 500 R1200
Rail	35 x 15 x 1,5	PR5		1SNA 168 700 R2200

Other end stops, rails and accessories : see section on accessories.

Notes

Mainly suitable for medical equipment purposes. According to DIN 43880 standards (dimension above the rail 35 x 7,5 ≤ 44 mm). The Screw clamp terminal blocks, wire size from 2,5 mm² (spacing 5 mm) to 16 mm² (spacing 12 mm) also comply with these standards. The use of some accessories may decrease the block's voltage rating. For more information, consult us. * Yellow/green marking on "ground" circuit.



c us			CE		
Colour	Type	Part number	Colour	Type	Part number
2 circuits : "feed-through"					
1 circuit : "ground" connected to the rail					
Grey V2	D 4/6.A.LLP	1SNA 110 418 R2500	Grey V2	D 4/6.A.LL	1SNA 110 419 R2600

c us			CE		
Colour	Type	Part number	Colour	Type	Part number
2 circuits : "feed-through"					
Grey V2	D 4/6.A.LL	1SNA 110 419 R2600			

Characteristics					
Wire size		IEC		UL/CSA	
		NFC	DIN		
Screw clamp	Rigid	0,2-4 mm ²		18-12 AWG	
	Flexible	0,2-4 mm ²		18-12 AWG	
Voltage					
Rated		400 V		300 V	
Impulse withstand		6 kV			
Pollution degree		3			
Current					
Rated		30 A		20 A	
Wire size					
Rated / Gauge		4 mm ² / A4		12 AWG	
Wire strip. length	Recomm. screwdriver	Recomm. torque	Protection		
9,5 mm	4 mm	0,4-0,8 Nm	IP 20		
.37"	.16"	3.5-7 lb.in	NEMA 1		

Characteristics					
Wire size		IEC		UL/CSA	
		NFC	DIN		
Screw clamp	Rigid	0,2-4 mm ²		18-12 AWG	
	Flexible	0,2-4 mm ²		18-12 AWG	
Voltage					
Rated		400 V		300 V	
Impulse withstand		6 kV			
Pollution degree		3			
Current					
Rated		30 A		20 A	
Wire size					
Rated / Gauge		4 mm ² / A4		12 AWG	
Wire strip. length	Recomm. screwdriver	Recomm. torque	Protection		
9,5 mm	4 mm	0,4-0,8 Nm	IP 20		
.37"	.16"	3.5-7 lb.in	NEMA 1		

Accessories

	1 End section	grey	FEDA6 V2	th. 1 mm	1SNA 116 965 R1300
	2 Separator end section		SCFD V2	th. 1,5 mm	1SNA 114 117 R0700
	3 Circuit separator	white	SCD V2		1SNA 103 189 R2600
	4 Test socket		AL2 (4)	DIA. 2 mm	1SNA 167 319 R0600
	5 Test plug		FC2 (3)	DIA. 2 mm	1SNA 007 865 R2600
	6 Assembled jumper bar	32 A	BJM62 (4)	2 poles	1SNA 173 217 R2600
	6 Assembled jumper bar	32 A	BJM62 (4)	3 poles	1SNA 173 218 R0700
	6 Assembled jumper bar	32 A	BJM62 (4)	4 poles	1SNA 173 219 R0000
	6 Assembled jumper bar	32 A	BJM62 (4)	5 poles	1SNA 173 221 R2200
	6 Assembled jumper bar	32 A	BJM62 (4)	6 poles	1SNA 174 112 R1600
	6 Assembled jumper bar	32 A	BJM62 (4)	7 poles	1SNA 174 113 R1700
	6 Assembled jumper bar	32 A	BJM62 (4)	8 poles	1SNA 174 114 R1000
	6 Assembled jumper bar	32 A	BJM62 (4)	9 poles	1SNA 174 115 R1100
	6 Assembled jumper bar	32 A	BJM62 (4)	10 poles	1SNA 173 226 R2700
	7 IDC jumper	24 A	AD2,5 V2		1SNA 114 205 R2000
	R See section on markers marking method		RC65		

	1 End section	grey	FEDA6 V2	th. 1 mm	1SNA 116 965 R1300
	2 Separator end section		SCFD V2	th. 1,5 mm	1SNA 114 117 R0700
	3 Circuit separator	white	SCD V2		1SNA 103 189 R2600
	4 Test socket		AL2 (4)	DIA. 2 mm	1SNA 167 319 R0600
	5 Test plug		FC2 (3)	DIA. 2 mm	1SNA 007 865 R2600
	6 Assembled jumper bar	32 A	BJM62 (4)	2 poles	1SNA 173 217 R2600
	6 Assembled jumper bar	32 A	BJM62 (4)	3 poles	1SNA 173 218 R0700
	6 Assembled jumper bar	32 A	BJM62 (4)	4 poles	1SNA 173 219 R0000
	6 Assembled jumper bar	32 A	BJM62 (4)	5 poles	1SNA 173 221 R2200
	6 Assembled jumper bar	32 A	BJM62 (4)	6 poles	1SNA 174 112 R1600
	6 Assembled jumper bar	32 A	BJM62 (4)	7 poles	1SNA 174 113 R1700
	6 Assembled jumper bar	32 A	BJM62 (4)	8 poles	1SNA 174 114 R1000
	6 Assembled jumper bar	32 A	BJM62 (4)	9 poles	1SNA 174 115 R1100
	6 Assembled jumper bar	32 A	BJM62 (4)	10 poles	1SNA 173 226 R2700
	7 IDC jumper	24 A	AD2,5 V2		1SNA 114 205 R2000
	R See section on markers marking method		RC65		

	1 End section	grey	FEDA6 V2	th. 1 mm	1SNA 116 965 R1300
	2 Separator end section		SCFD V2	th. 1,5 mm	1SNA 114 117 R0700
	3 Circuit separator	white	SCD V2		1SNA 103 189 R2600
	4 Test socket		AL2 (4)	DIA. 2 mm	1SNA 167 319 R0600
	5 Test plug		FC2 (3)	DIA. 2 mm	1SNA 007 865 R2600
	6 Assembled jumper bar	32 A	BJM62 (4)	2 poles	1SNA 173 217 R2600
	6 Assembled jumper bar	32 A	BJM62 (4)	3 poles	1SNA 173 218 R0700
	6 Assembled jumper bar	32 A	BJM62 (4)	4 poles	1SNA 173 219 R0000
	6 Assembled jumper bar	32 A	BJM62 (4)	5 poles	1SNA 173 221 R2200
	6 Assembled jumper bar	32 A	BJM62 (4)	6 poles	1SNA 174 112 R1600
	6 Assembled jumper bar	32 A	BJM62 (4)	7 poles	1SNA 174 113 R1700
	6 Assembled jumper bar	32 A	BJM62 (4)	8 poles	1SNA 174 114 R1000
	6 Assembled jumper bar	32 A	BJM62 (4)	9 poles	1SNA 174 115 R1100
	6 Assembled jumper bar	32 A	BJM62 (4)	10 poles	1SNA 173 226 R2700
	7 IDC jumper	24 A	AD2,5 V2		1SNA 114 205 R2000
	R See section on markers marking method		RC65		

Note : (1) For block equipped with AL2.
(2) A circuit separator SC may be required with the use of these accessories.

Notes



Terminal blocks for distribution boxes double-deck + protection

Screw clamp

DIN 3



End stop	th. 9 mm	BADL	V0	1SNA 399 903 R0200
End stop	th. 10 mm	BAM2	V2	1SNA 206 351 R16000
End stop	th. 10 mm	BAM2 V0	V0	1SNA 296 351 R00000
Rail	35 x 7,5 x 1	PR3.Z2		1SNA 174 300 R1700
Rail	35 x 15 x 2,3	PR4		1SNA 168 500 R12000
Rail	35 x 15 x 1,5	PR5		1SNA 168 700 R22000

Other end stops, rails and accessories : see section on accessories.

Notes

Complies with DIN 43880 standard (height above the mounting rail 35 x 7,5 ≤ 44 mm 1.73").
 The Screw clamp terminal blocks, wire size 2,5 mm² (spacing 5 mm) to 16 mm² (spacing 12 mm) also comply with this standard.
 The use of some accessories may decrease the block's voltage rating. For more information, consult us.

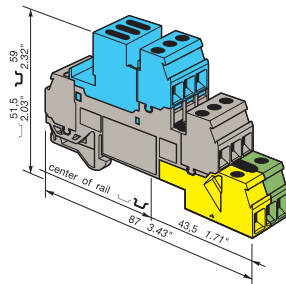
Accessories

	1 Separator end section	grey
	2 Circuit separator	white
	3 Test socket	
	4 Test plug	
	5 Assembled jumper bar	32 A
	6 IDC jumper	32 A
	7 Busbar	32 A
	8 Screw clamp for busbar	32 A

R See section on markers marking method

D 4/6.LNTP1

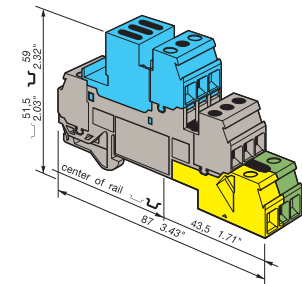
Spacing 17,8 mm + 0,2 (.700" + .008")



Closed terminal block

D 4/6.LNTP3

Spacing 17,8 mm + 0,2 (.700" + .008")



Closed terminal block

Colour	Type	Part number	Colour	Type	Part number
3 circuits : "disconnect neutral" with busbar connection 3 circuits : "feed-through" 3 circuits : "ground" connected to the rail Blue, grey and green-yellow V2		D 4/6.LNTP1 1SNA 110 264 R0200	1 circuit : "disconnect neutral" with busbar connection 3 circuits : "feed-through" 1 circuit : "ground" connected to the rail Blue, grey and green-yellow V2		D 4/6.LNTP3 1SNA 110 269 R1700

Characteristics				Characteristics						
Wire size		IEC	DIN	UL	CSA	Wire size				
Screw clamp	Rigid	0,2-4 mm ²		18-12 AWG	18-12 AWG	Screw clamp	Rigid	0,2-4 mm ²	18-12 AWG	18-12 AWG
	Flexible	0,2-4 mm ²		18-12 AWG	18-12 AWG		Flexible	0,2-4 mm ²	18-12 AWG	18-12 AWG

Voltage				Voltage			
Rated	320V(1)/400V(2)	300 V	300 V	Rated	320V(1)/400V(2)	300 V	300 V
Impulse withstand	4kV(1)/6kV(2)			Impulse withstand	4kV(1)/6kV(2)		
Pollution degree	3			Pollution degree	3		

Current				Current							
Rated	Short circuit	30 A	480A/1s	20 A	20 A	Rated	Short circuit	30 A	480A/1s	20 A	20 A

Wire size				Wire size			
Rated / Gauge	4 mm ² /A4	12 AWG	12 AWG	Rated / Gauge	4 mm ² /A4	12 AWG	12 AWG
Wire strip. length	Recomm. screwdriver	Recomm. torque	Protection	Wire strip. length	Recomm. screwdriver	Recomm. torque	Protection
9,5 mm	4 mm	0,5-0,8 Nm	IP20	9,5 mm	4 mm	0,5-0,8 Nm	IP20
.37"	.16"	4.4-7.1 lb.in	NEMA 1	.37"	.16"	4.4-7.1 lb.in	NEMA 1

Type	Part numbers	Type	Part numbers
SCFD V2	th. 1,5 mm 1SNA 114 117 R0700	SCFD V2	th. 1,5 mm 1SNA 114 117 R0700
SCD V2	1SNA 103 189 R2600	SCD V2	1SNA 103 189 R2600
AL2 (4)	DIA. 2 mm 1SNA 167 319 R0600	AL2 (4)	DIA. 2 mm 1SNA 167 319 R0600
FC2 (3)	DIA. 2 mm 1SNA 007 865 R2600	FC2 (3)	DIA. 2 mm 1SNA 007 865 R2600
BJM62 (4)	2 poles 1SNA 173 217 R2600	BJM62 (4)	2 poles 1SNA 173 217 R2600
BJM62 (4)	3 poles 1SNA 173 218 R0700	BJM62 (4)	3 poles 1SNA 173 218 R0700
BJM62 (4)	4 poles 1SNA 173 219 R0000	BJM62 (4)	4 poles 1SNA 173 219 R0000
BJM62 (4)	5 poles 1SNA 173 221 R2200	BJM62 (4)	5 poles 1SNA 173 221 R2200
BJM62 (4)	6 poles 1SNA 174 112 R1600	BJM62 (4)	6 poles 1SNA 174 112 R1600
BJM62 (4)	7 poles 1SNA 174 113 R1700	BJM62 (4)	7 poles 1SNA 174 113 R1700
BJM62 (4)	8 poles 1SNA 174 114 R1000	BJM62 (4)	8 poles 1SNA 174 114 R1000
BJM62 (4)	9 poles 1SNA 174 115 R1100	BJM62 (4)	9 poles 1SNA 174 115 R1100
BJM62 (4)	10 poles 1SNA 173 226 R2700	BJM62 (4)	10 poles 1SNA 173 226 R2700
AD2,5	1SNA 114 205 R2000	AD2,5	1SNA 114 205 R2000
BO3	1000 x 10 x 3 mm 1SNA 164 406 R2400	BO3	1000 x 10 x 3 mm 1SNA 164 406 R2400
SFB1	0,5 to 35 mm ² 1SNA 163 860 R0500	SFB1	0,5 to 35 mm ² 1SNA 163 860 R0500
SFB2	16 to 35 mm ² 1SNA 168 956 R0600	SFB2	16 to 35 mm ² 1SNA 168 956 R0600

For disconnect device :		For disconnect device :	
Recomm. screwdriver	Recomm. torque	Recomm. screwdriver	Recomm. torque
4 mm	0,4-0,6 Nm	4 mm	0,4-0,6 Nm
.16"	3.5-5.3 lb.in	.16"	3.5-5.3 lb.in

RC65
 Note : (1) Between "feed-through" and neutral circuits. (2) Between 2 "feed-through" circuits (side by side).
 (3) For block equipped with AL2. (4) A circuit separator SC may be required with the use of these accessories.

Terminal blocks for distribution boxes double-deck + protection

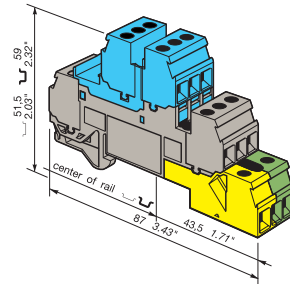
Screw clamp

DIN 3



D 4/6.LNTP2

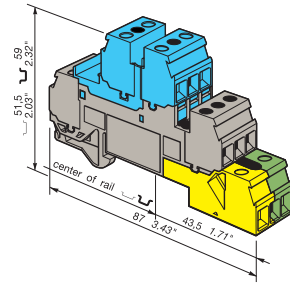
Spacing 17,8 mm + 0,2 (.700" + .008")



Closed terminal block

D 4/6.LNTP8

Spacing 17,8 mm + 0,2 (.700" + .008")



Closed terminal block

--	--	--	--	--	--

Colour	Type	Part number
3 circuits : "neutral"		
3 circuits : "feed-through"		
3 circuits : "ground" connected to the rail		
Blue, grey and green-yellow V2		D 4/6.LNTP2 1SNA 110 327 R2100

--	--	--	--	--	--

Colour	Type	Part number
1 circuit : "neutral"		
3 circuits : "feed-through"		
1 circuit : "ground" connected to the rail		
Blue, grey and green-yellow V2		D 4/6.LNTP8 1SNA 110 333 R2700

Characteristics				
Wire size	IEC		UL	CSA
	NFC	DIN		
Screw clamp	Rigid	0,2-4 mm ²	18-12 AWG	18-12 AWG
	Flexible	0,2-4 mm ²	18-12 AWG	18-12 AWG

Characteristics			
Wire size	IEC		UL/CSA
	NFC	DIN	
Screw clamp	Rigid	0,2-4 mm ²	18-12 AWG
	Flexible	0,2-4 mm ²	18-12 AWG

End stop	th. 9 mm	BADL	V0	1SNA 399 903 R0200
End stop	th. 10 mm	BAM2	V2	1SNA 206 351 R1600
End stop	th. 10 mm	BAM2 V0	V0	1SNA 296 351 R0000
Rail	35 x 7,5 x 1	PR3.Z2		1SNA 174 300 R1700
Rail	35 x 15 x 2,3	PR4		1SNA 168 500 R1200
Rail	35 x 15 x 1,5	PR5		1SNA 168 700 R2200

Other end stops, rails and accessories : see section on accessories.

Notes

Complies with DIN 43880 standard (height above the mounting rail 35 x 7,5 ≤ 44 mm 1.73").
 The Screw clamp terminal blocks, wire size 2,5 mm² (spacing 5 mm) to 16 mm² (spacing 12 mm) also comply with this standard.
 The use of some accessories may decrease the block's voltage rating. For more information, consult us.

Voltage			
Rated	400 V	300 V	300 V
Impulse withstand	6 kV		
Pollution degree	3		

Voltage			
Rated	400 V	300 V	
Impulse withstand	6 kV		
Pollution degree	3		

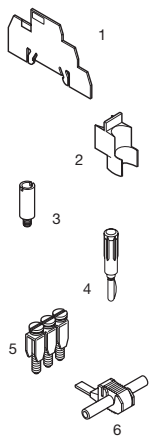
Current			
Rated	Short circuit	30 A	480A/1s
		20 A	20 A

Current			
Rated	Short circuit	30 A	480 A/1s.
		20 A	

Wire size			
Rated / Gauge	4 mm ² /A4	12 AWG	12 AWG
Wire strip. length	Recomm. screwdriver	Recomm. torque	Protection
9,5 mm .37"	4 mm .16"	0,5-0,8 Nm 4.4-7.1 lb.in	IP20 NEMA 1

Wire size			
Rated / Gauge	4 mm ² / A4	12 AWG	
Wire strip. length	Recomm. screwdriver	Recomm. torque	Protection
9,5 mm .37"	4 mm .16"	0,4-0,8 Nm 3.5-7 lb.in	IP20 NEMA 1

Accessories



1 Separator end section	grey
2 Circuit separator	white
3 Test socket	
4 Test plug	
5 Assembled jumper bar	32 A
(without IP20 protection)	32 A
	32 A
	32 A
	32 A
	32 A
	32 A
	32 A
6 IDC jumper	24 A

Type	Part numbers		
SCFD V2	th. 1,5 mm	1SNA 114 117 R0700	
SCD V2		1SNA 103 189 R2600	
AL2 (2)	DIA. 2 mm	1SNA 167 319 R0600	
FC2 (1)	DIA. 2 mm	1SNA 007 865 R2600	
BJM62 (2)	2 poles	1SNA 173 217 R2600	
BJM62 (2)	3 poles	1SNA 173 218 R0700	
BJM62 (2)	4 poles	1SNA 173 219 R0000	
BJM62 (2)	5 poles	1SNA 173 221 R2200	
BJM62 (2)	6 poles	1SNA 174 112 R1600	
BJM62 (2)	7 poles	1SNA 174 113 R1700	
BJM62 (2)	8 poles	1SNA 174 114 R1000	
BJM62 (2)	9 poles	1SNA 174 115 R1100	
BJM62 (2)	10 poles	1SNA 173 226 R2700	
AD2,5		1SNA 114 205 R2000	
RC65			

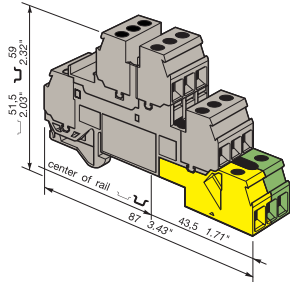
Type	Part numbers		
SCFD V2	th. 1,5 mm	1SNA 114 117 R0700	
SCD V2		1SNA 103 189 R2600	
AL2 (2)	DIA. 2 mm	1SNA 167 319 R0600	
FC2 (1)	DIA. 2 mm	1SNA 007 865 R2600	
BJM62 (2)	2 poles	1SNA 173 217 R2600	
BJM62 (2)	3 poles	1SNA 173 218 R0700	
BJM62 (2)	4 poles	1SNA 173 219 R0000	
BJM62 (2)	5 poles	1SNA 173 221 R2200	
BJM62 (2)	6 poles	1SNA 174 112 R1600	
BJM62 (2)	7 poles	1SNA 174 113 R1700	
BJM62 (2)	8 poles	1SNA 174 114 R1000	
BJM62 (2)	9 poles	1SNA 174 115 R1100	
BJM62 (2)	10 poles	1SNA 173 226 R2700	
AD2,5		1SNA 114 205 R2000	
RC65			

R See section on markers marking method

Note : (1) For block equipped with AL2.
 (2) A circuit separator SC may be required with the use of these accessories.

D 4/6.LNTP4

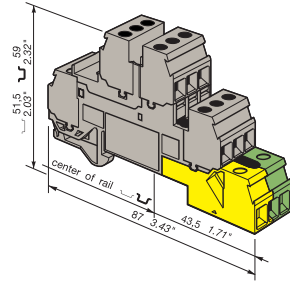
Spacing 17,8 mm + 0,2 (.700" + .008")



Closed terminal block

D 4/6.LNTP7

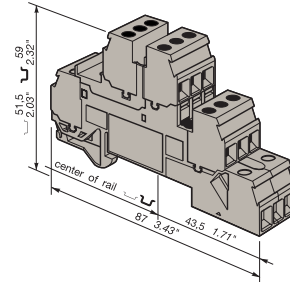
Spacing 17,8 mm + 0,2 (.700" + .008")



Closed terminal block

D 4/6.LNTP6

Spacing 17,8 mm + 0,2 (.700" + .008")



Closed terminal block

--	--	--	--	--	--	--	--	--	--	--	--

Colour	Type	Part number
6 circuits : "feed-through" 3 circuits "ground" connected to the rail		
Grey and green-yellow V2		D 4/6.LNTP4 1SNA 110 328 R0200

Characteristics

Wire size	IEC			UL	CSA
	NFC	DIN			
Screw clamp	Rigid	0,2-4 mm ²	18-12 AWG	18-12 AWG	18-12 AWG
Flexible clamp	Flexible	0,2-4 mm ²	18-12 AWG	18-12 AWG	18-12 AWG

Voltage			
Rated	400 V	300 V	300 V
Impulse withstand	6 kV		
Pollution degree	3		

Current			
Rated	Short circuit	30 A	480A/1s
		20 A	20 A

Wire size			
Rated / Gauge	4 mm ² /A4	12 AWG	12 AWG
Wire strip. length	Recomm. screwdriver	Recomm. torque	Protection
9,5 mm	4 mm	0,5-0,8 Nm	IP20
.37"	.16"	4.4-7.1 lb.in	NEMA 1

Type	Part numbers
SCFD V2 th. 1,5 mm	1SNA 114 117 R0700
SCD V2	1SNA 103 189 R2600
AL2 (2) DIA. 2 mm	1SNA 167 319 R0600
FC2 (1) DIA. 2 mm	1SNA 007 865 R2600
BJM62 (2) 2 poles	1SNA 173 217 R2600
BJM62 (2) 3 poles	1SNA 173 218 R0700
BJM62 (2) 4 poles	1SNA 173 219 R0000
BJM62 (2) 5 poles	1SNA 173 221 R2200
BJM62 (2) 6 poles	1SNA 174 112 R1600
BJM62 (2) 7 poles	1SNA 174 113 R1700
BJM62 (2) 8 poles	1SNA 174 114 R1000
BJM62 (2) 9 poles	1SNA 174 115 R1100
BJM62 (2) 10 poles	1SNA 173 226 R2700
AD2,5	1SNA 114 205 R2000

--	--	--	--	--	--	--	--	--	--	--	--

Colour	Type	Part number
6 circuits : "feed-through" 1 circuit "ground" connected to the rail		
Grey and green-yellow V2		D 4/6.LNTP7 1SNA 110 332 R2600

Characteristics

Wire size	IEC		UL/CSA
	NFC	DIN	
Screw clamp	Rigid	0,2-4 mm ²	18-12 AWG
Flexible clamp	Flexible	0,2-4 mm ²	18-12 AWG

Voltage		
Rated	400 V	300 V
Impulse withstand	6 kV	
Pollution degree	3	

Current		
Rated	Short circuit	30 A
		480 A/1s.
		20 A

Wire size			
Rated / Gauge	4 mm ² / A4	12 AWG	
Wire strip. length	Recomm. screwdriver	Recomm. torque	Protection
9,5 mm	4 mm	0,4-0,8 Nm	IP20
.37"	.16"	3.5-7 lb.in	NEMA 1

Type	Part numbers
SCFD V2 th. 1,5 mm	1SNA 114 117 R0700
SCD V2	1SNA 103 189 R2600
AL2 (2) DIA. 2 mm	1SNA 167 319 R0600
FC2 (1) DIA. 2 mm	1SNA 007 865 R2600
BJM62 (2) 2 poles	1SNA 173 217 R2600
BJM62 (2) 3 poles	1SNA 173 218 R0700
BJM62 (2) 4 poles	1SNA 173 219 R0000
BJM62 (2) 5 poles	1SNA 173 221 R2200
BJM62 (2) 6 poles	1SNA 174 112 R1600
BJM62 (2) 7 poles	1SNA 174 113 R1700
BJM62 (2) 8 poles	1SNA 174 114 R1000
BJM62 (2) 9 poles	1SNA 174 115 R1100
BJM62 (2) 10 poles	1SNA 173 226 R2700
AD2,5	1SNA 114 205 R2000

--	--	--	--	--	--	--	--	--	--	--	--

Colour	Type	Part number
6 circuits : "feed-through"		
Grey V2		D 4/6.LNTP6 1SNA 110 331 R2500

Characteristics

Wire size	IEC		UL/CSA
	NFC	DIN	
Screw clamp	Rigid	0,2-4 mm ²	18-12 AWG
Flexible clamp	Flexible	0,2-4 mm ²	18-12 AWG

Voltage		
Rated	400 V	300 V
Impulse withstand	6 kV	
Pollution degree	3	

Current		
Rated	Short circuit	30 A
		480 A/1s.
		20 A

Wire size			
Rated / Gauge	4 mm ² / A4	12 AWG	
Wire strip. length	Recomm. screwdriver	Recomm. torque	Protection
9,5 mm	4 mm	0,4-0,8 Nm	IP20
.37"	.16"	3.5-7 lb.in	NEMA 1

Type	Part numbers
SCFD V2 th. 1,5 mm	1SNA 114 117 R0700
SCD V2	1SNA 103 189 R2600
AL2 (2) DIA. 2 mm	1SNA 167 319 R0600
FC2 (1) DIA. 2 mm	1SNA 007 865 R2600
BJM62 (2) 2 poles	1SNA 173 217 R2600
BJM62 (2) 3 poles	1SNA 173 218 R0700
BJM62 (2) 4 poles	1SNA 173 219 R0000
BJM62 (2) 5 poles	1SNA 173 221 R2200
BJM62 (2) 6 poles	1SNA 174 112 R1600
BJM62 (2) 7 poles	1SNA 174 113 R1700
BJM62 (2) 8 poles	1SNA 174 114 R1000
BJM62 (2) 9 poles	1SNA 174 115 R1100
BJM62 (2) 10 poles	1SNA 173 226 R2700
AD2,5	1SNA 114 205 R2000

RC65

Note : (1) For block equipped with AL2.
(2) A circuit separator **SC** may be required with the use of these accessories.

RC65

Interruptible terminal blocks for neutral circuit

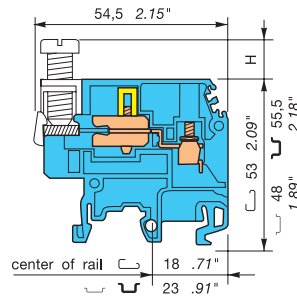
Screw clamp

DIN 1 - 3



MA 2,5/5.NT

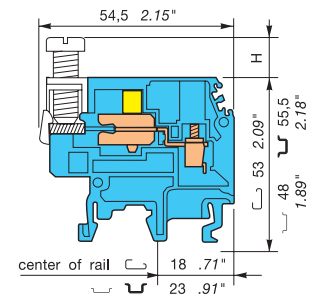
Spacing 5 mm + 0,2 (.200")



Neutral block spacing 5 mm same size as MA 2,5/5 terminal block.

M 4/6.NT

Spacing 6 mm + 0,05 (.238")



Neutral block spacing 6 mm same size as M 4/6 terminal block.

End stop	th. 9 mm	BADL	V0	1SNA 399 903 R0200
End stop	th. 10 mm	BAM2	V2	1SNA 206 351 R1600
End stop	th. 10 mm	BAM2 V0	V0	1SNA 296 351 R0000
Rail	35 x 7,5 x 1	PR3.Z2		1SNA 174 300 R1700
Rail	35 x 15 x 2,3	PR4		1SNA 168 500 R1200
Rail	35 x 15 x 1,5	PR5		1SNA 168 700 R2200
Rail	32 x 15 x 1,5	PR1.Z2		1SNA 163 050 R0400

Other end stops, rails and accessories : see section on accessories.

Notes

The use of some accessories may decrease the block's voltage rating. For more information, consult us.

For disconnect device :

Recomm. screwdriver	Recomm. torque
4 mm .16"	0,4-0,6 Nm 3.5-5.3 lb.in

Colour	Type	Part numbers
Blue	M 2,5/5.NT	1SNA 125 487 R0600

Colour	Type	Part numbers
Blue	M 4/6.NT	1SNA 125 117 R0200

Characteristics				
Wire size	IEC		UL	CSA
	NFC	DIN		
Screw clamp	Rigid	0,2-4 mm ²		18-12 AWG
	Flexible	0,22-2,5 mm ²		

Characteristics				
Wire size	IEC		UL	CSA
	NFC	DIN		
Screw clamp	Rigid	0,2-4 mm ²		18-12 AWG
	Flexible	0,22-4 mm ²		

Voltage	
Rated	400 V
Impulse withstand	6 kV
Pollution degree	3

Voltage	
Rated	400 V
Impulse withstand	6 kV
Pollution degree	3

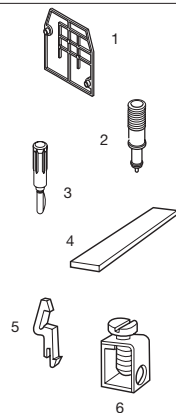
Current	
Rated	24 A

Current	
Rated	32 A

Wire size			
Rated / Gauge	2,5 mm ² /A3		12 AWG
Wire strip. length	Recomm. screwdriver	Recomm. torque	Protection

Wire size			
Rated / Gauge	4 mm ² /A4		12 AWG
Wire strip. length	Recomm. screwdriver	Recomm. torque	Protection

Accessories



1	End section	blue
2	Test device	
3	Test plug	
4	Busbar	
5	Busbar lock	blue
6	Screw clamp for busbar	

R See section on markers marking method

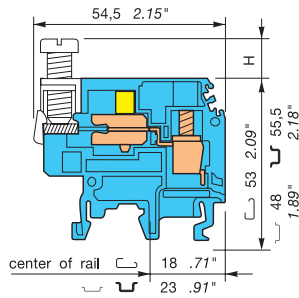
Type	Part numbers
FEM6 th. 2,8 mm	1SNA 128 368 R1000
DCV green	1SNA 173 058 R0200
FC2 DIA. 2 mm	1SNA 007 865 R2600
BO3 1000 x 10 x 3 mm	1SNA 164 406 R2400
VRB3	1SNA 128 035 R1600
SFB1 0,5 to 35 mm ² 18 to 2 AWG H = 7 mm/.28"	1SNA 163 860 R0500
SFB2 16 to 35 mm ² 6 to 2 AWG H = 3 mm/.12"	1SNA 168 956 R0600

Type	Part numbers
FEM6 th. 2,8 mm	1SNA 128 368 R1000
DCJ yellow	1SNA 173 058 R0200
FC2 DIA. 2 mm	1SNA 007 865 R2600
BO3 1000 x 10 x 3 mm	1SNA 164 406 R2400
VRB3	1SNA 128 035 R1600
SFB1 0,5 to 35 mm ² 18 to 2 AWG H = 7 mm/.28"	1SNA 163 860 R0500
SFB2 16 to 35 mm ² 6 to 2 AWG H = 3 mm/.12"	1SNA 168 956 R0600

RC65 - RC610

M 6/8.NT

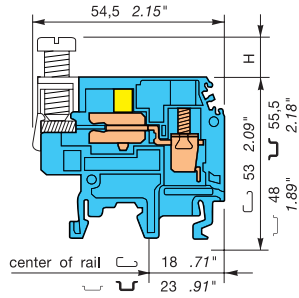
Spacing 8 mm - 0,05 (.315")



Neutral block spacing 8 mm same size as **M 6/8** terminal block.

M 10/10.NT

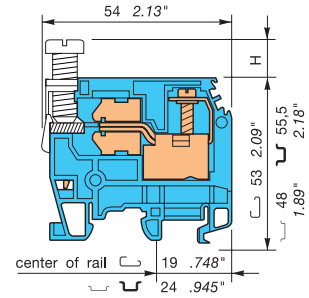
Spacing 10 mm - 0,05 (.394")



Neutral block spacing 10 mm same size as **M 10/10** terminal block.

M 16/12.NT1

Spacing 12 mm -0,1 (.473")



Neutral block spacing 12 mm same size as **M16/12** terminal block.

		Colour	Type	Part numbers			Colour	Type	Part numbers			Colour	Type	Part numbers	
		Blue	M 6/8.NT	1SNA 125 119 R1400			Blue	M 10/10.NT	1SNA 125 121 R0600			Blue	M 16/12.NT1	1SNA 125 593 R0000	

Characteristics

Wire size		IEC	UL	CSA
		NFC DIN		
Screw clamp	Rigid	0,5-10 mm ²		18-8 AWG
	Flexible	0,5-6 mm ²		18-8 AWG

Voltage		400 V	300 V
Rated			
Impulse withstand	6 kV		
Pollution degree	3		

Current		41 A	50 A
Rated			

Wire size			
Rated / Gauge	6 mm ² /A5		8 AWG
Wire strip. length	Recomm. screwdriver	Recomm. torque	Protection
12 mm .47"	4-5 mm .16-.20"	0,8-1 Nm 7.1-8.9 lb.in	

Type	Part numbers
FEM6 th. 2,8 mm	1SNA 128 368 R1000
DCO orange	1SNA 173 060 R0000
FC2 DIA. 2 mm	1SNA 007 865 R2600
BO3 1000 x 10 x 3 mm	1SNA 164 406 R2400
VRB3	1SNA 128 035 R1600
SFB1 0,5 to 35 mm ² 18 to 2 AWG H = 7 mm/.28"	1SNA 163 860 R0500
SFB2 16 to 35 mm ² 6 to 2 AWG H = 3 mm/.12"	1SNA 168 956 R0600

Characteristics

Wire size		IEC	UL	CSA
		NFC DIN		
Screw clamp	Rigid	0,5-16 mm ²		18-6 AWG
	Flexible	0,5-10 mm ²		18-6 AWG

Voltage		400 V	300 V
Rated			
Impulse withstand	6 kV		
Pollution degree	3		

Current		57 A	75 A
Rated			

Wire size			
Rated / Gauge	10 mm ² /B6		6 AWG
Wire strip. length	Recomm. screwdriver	Recomm. torque	Protection
12 mm .47"	5,5-6 mm .22-.24"	1,2-1,4 Nm 10,6-12,3 lb.in	

Type	Part numbers
FEM6 th. 2,8 mm	1SNA 128 368 R1000
BO3 1000 x 10 x 3 mm	1SNA 164 406 R2400
VRB3	1SNA 128 035 R1600
SFB1 0,5 to 35 mm ² 18 to 2 AWG H = 7 mm/.28"	1SNA 163 860 R0500
SFB2 16 to 35 mm ² 6 to 2 AWG H = 3 mm/.12"	1SNA 168 956 R0600

Characteristics

Wire size		IEC	UL	CSA
		NFC DIN		
Screw clamp	Rigid	2,5-25 mm ²		
	Flexible	2,5-16 mm ²		

Voltage		400 V	
Rated			
Impulse withstand	6 kV		
Pollution degree	3		

Current		76 A	
Rated			

Wire size			
Rated / Gauge	16 mm ² /B7		
Wire strip. length	Recomm. screwdriver	Recomm. torque	Protection
14 mm .51"	5,5 mm .22"	1,2-1,4 Nm 10,6-12,3 lb.in	

Type	Part numbers
FEM6 th. 2,8 mm	1SNA 128 368 R1000
BO3 1000 x 10 x 3 mm	1SNA 164 406 R2400
VRB3	1SNA 128 035 R1600
SFB1 0,5 to 35 mm ² 18 to 2 AWG H = 7 mm/.28"	1SNA 163 860 R0500
SFB2 16 to 35 mm ² 6 to 2 AWG H = 3 mm/.12"	1SNA 168 956 R0600

For disconnect device :

Recomm. screwdriver	Recomm. torque
4 mm .16"	0,5-0,8 Nm 4,4-7,1 lb.in

RC810

RC1010

RC65 - RC610 RC1010

Ground terminal blocks not electrically connected to the mounting rail (isolated ground)

Screw clamp

DIN 1 - 3

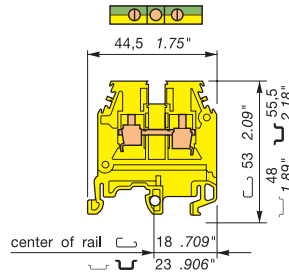


refer to the section "Special Applications" for part numbers and characteristics.

Other accessories of these terminal blocks : see pages of same size standard blocks.

MA 2,5/5.PI

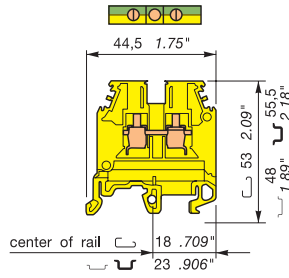
Spacing 5 mm + 0,08 (.200")



Type	Part number
Yellow body with green strip on the top	MA 2,5/5.PI 1SNA 165 677 R0300

M 4/6.PI

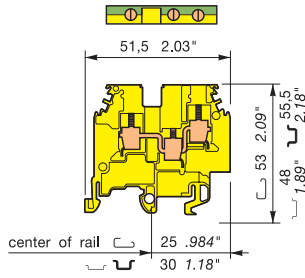
Spacing 6 mm + 0,05 (.238")



Type	Part number
Yellow body with green strip on the top	M 4/6.PI 1SNA 165 275 R0000

M 4/6.3A.PI

Spacing 6 mm + 0,05 (.238")



Type	Part number
Yellow body with green strip on the top	M 4/6.3A.PI 1SNA 165 589 R2400

Characteristics

Wire size	Screw clamp	IEC			UL			CSA																				
		NFC	DIN	mm²	AWG	mm²	AWG	mm²	AWG	mm²	AWG																	
0,2-4 mm²	Rigid	0,2-4 mm²	22-12 AWG	22-12 AWG	22-12 AWG	22-12 AWG	22-12 AWG	22-12 AWG	22-12 AWG	22-12 AWG	12 AWG max.																	
0,22-2,5 mm²	Flexible	0,22-2,5 mm²	22-12 AWG	22-12 AWG	22-12 AWG	22-12 AWG	22-12 AWG	22-12 AWG	22-12 AWG	22-12 AWG	12 AWG max.																	
Short circuit current		300A/1s			480A/1s			480A/1s			480A/1s																	
Rated wire size / Gauge		2,5 mm² / A3			12 AWG			12 AWG			4 mm² / A4			10 AWG			10 AWG			4 mm² / A4			10 AWG			12 AWG		
Other characteristics		Wire stripping length	Recomm. screwdriver	Recomm. torque	Protection	Wire stripping length	Recomm. screwdriver	Recomm. torque	Protection	Wire stripping length	Recomm. screwdriver	Recomm. torque	Protection	Wire stripping length	Recomm. screwdriver	Recomm. torque	Protection											
		10 mm .39"	3.5 mm .14"	0,4-0,6 Nm 3.5-5.3 lb.in	IP 20 NEMA 1	9,5 mm .37"	4 mm .16"	0,5-0,8 Nm 4.4-7.1 lb.in	IP 20 NEMA 1	9,5 mm .37"	4 mm .16"	0,5-0,8 Nm 4.4-7.1 lb.in	IP 20 NEMA 1	9,5 mm .37"	4 mm .16"	0,5-0,8 Nm 4.4-7.1 lb.in	IP 20 NEMA 1											

Approvals



Accessories

	Type	Part number	Type	Part number	Type	Part number
1 End section yellow	FEM6 th. 2.8 mm	1SNA 103 062 R2100	FEM6 th. 2.8 mm	1SNA 103 062 R2100	FEM3A th. 3 mm	1SNA 103 862 R2000
2 Separator end section grey	SCF6 th. 3 mm	1SNA 118 707 R0300	SCF6 th. 3 mm	1SNA 118 707 R0300		
R See markers marking method	RC55 - RC510 sides of block and only RC510 top of block		RC65 - RC610	RCT610 - RTM7	RC65 - RC610	RCT610 - RTM7

Ground terminal blocks not electrically connected to the mounting rail (isolated ground)

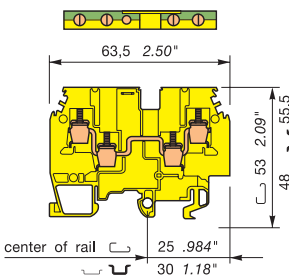
Screw clamp

DIN 1 - 3

Other accessories of these terminal blocks : see pages of same size standard blocks.

M 4/6.4A.PI

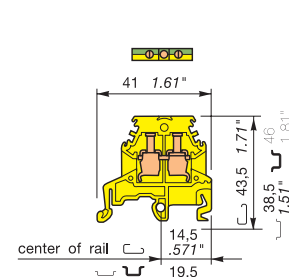
Spacing 6 mm + 0,05 (.238")



Type	Part number
Yellow body with green strip on the top	M 4/6.4A.PI 1SNA 165 590 R2100

MS 4/6.PI

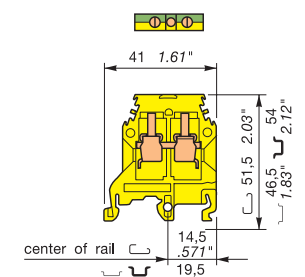
Spacing 6 mm + 0,05 (.238")



Type	Part number
Yellow body with green strip on the top	MS 4/6.PI 1SNA 165 323 R2000

MS 6/8.PI

Spacing 8 mm - 0,05 .315"



Type	Part number
Yellow body with green strip on the top	MS 6/8.PI 1SNA 165 324 R2100

Characteristics

Wire size	Screw clamp	IEC			UL			CSA											
		NFC	DIN	mm²	AWG	mm²	AWG	mm²	AWG	mm²	AWG								
0,2-4 mm²	Rigid	0,2-4 mm²	22-10 AWG	12 AWG max.	22-10 AWG	22-12 AWG	22-12 AWG	22-12 AWG	22-12 AWG	0,5-10 mm²	22-8 AWG	20-8 AWG							
0,22-4 mm²	Flexible	0,22-4 mm²	22-10 AWG	12 AWG max.	22-10 AWG	22-10 AWG	22-12 AWG	22-12 AWG	22-12 AWG	0,5-6 mm²	22-8 AWG	20-8 AWG							
Short circuit current		480A/1s			480A/1s			480A/1s			720A/1s								
Rated wire size / Gauge		4 mm² / A4			10 AWG			12 AWG			6 mm² / A5			8 AWG			8 AWG		
Other characteristics		Wire stripping length	Recomm. screwdriver	Recomm. torque	Protection	Wire stripping length	Recomm. screwdriver	Recomm. torque	Protection	Wire stripping length	Recomm. screwdriver	Recomm. torque	Protection						
		9,5 mm .37"	4 mm .16"	0,5-0,8 Nm 4.4-7.1 lb.in	IP 20 NEMA 1	10 mm .39"	4 mm .157"	0,5-0,8Nm 4.4-7.1 lb.in	IP 20 NEMA 1	12 mm .47"	4-5 mm .157"- .197"	0,8-1 Nm 7.1-8.9 lb.in	IP 20 NEMA 1						

Approvals



Accessories

	Type	Part number	Type	Part number	Type	Part number
1 End section yellow	FEM4A th. 3 mm	1SNA 103 863 R2100	FEMS6 th.2,8 mm	1SNA 103 300 R1100	FEMS8 th. 3 mm	1SNA 103 301 R0600
2 Separator end section grey						
R See markers marking method	RC65 - RC610	RCT610 - RTM7	RC65 Top of block	RC65 - RC610 Sides of block	RC65 Top of block	RC65 - RC610 - RC810 Sides of block



Ground terminal blocks not electrically connected to the mounting rail (isolated ground)

Screw clamp

DIN 1 - 3

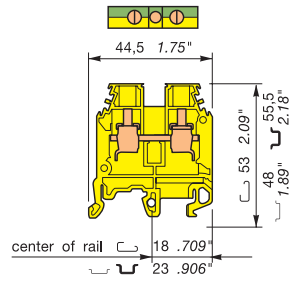


refer to the section "Special Applications" for part numbers and characteristics.

Other accessories of these terminal blocks : see pages of same size standard blocks.

M 6/8.PI

Spacing 8 mm - 0,05 (.315")

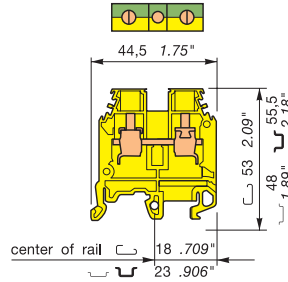


Type Part number

Yellow body with green strip on the top
M 6/8.PI 1SNA 165 451 R2100

M 10/10.PI

Spacing 10 mm - 0,05 (.394")

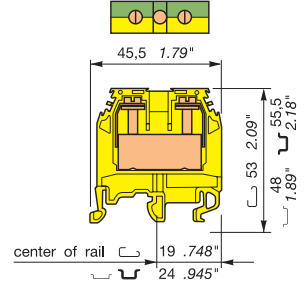


Type Part number

Yellow body with green strip on the top
M 10/10.PI 1SNA 165 452 R2200

M 16/12.PI

Spacing 12 mm - 0,1 (.473")



Type Part number

Yellow body with green strip on the top
M 16/12.PI 1SNA 165 453 R2300

Characteristics

Wire size	Screw clamp	IEC			UL			CSA																													
		NFC	DIN	mm ²	AWG	mm ²	AWG	mm ²	AWG	mm ²	AWG																										
Short circuit current	Rigid	0,5-10		22-8	22-8	24-8	24-8	24-8	24-8	24-8	24-8																										
	Flexible	0,5-6		22-8	22-8	24-8	24-8	24-8	24-8	24-8	24-8																										
Rated wire size / Gauge		720A/1s			720A/1s			1200A/1s			1920A/1s																										
Other characteristics		6 mm ² / A5			8 AWG			8 AWG			10 mm ² / B6			16 mm ² / B7																							
Wire stripping length		12 mm .47"			4-5 mm .157"-.197"			0,8-1 Nm 7.1-8.9 lb.in			IP 20 NEMA 1			12 mm .47"			5,5-6 mm .217"-.238"			1,2-1,4 Nm 10,6-12,3 lb.in			IP 20 NEMA 1			14 mm .55"			5,5 mm .22"			1,2-1,4 Nm 10,6-12,3 lb.in			IP 10		

Approvals



Accessories

Accessories	Type	Part number
1 End section yellow	FEM6 th.2,8 mm	1SNA 103 062 R2100
2 Separator end section grey	SCF6 th.3 mm	1SNA 118 707 R0300
R See markers marking method	RC810 - RCT810	RC810 - RCT810 RC1010

Ground terminal blocks not electrically connected to the mounting rail (isolated ground)

Screw clamp

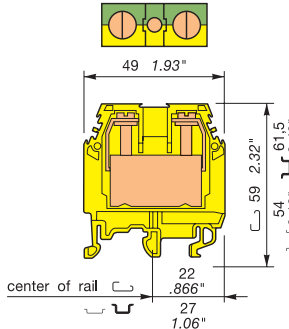
DIN 1 - 3

refer to the section "Special Applications" for part numbers and characteristics.

Other accessories of these terminal blocks : see pages of same size standard blocks.

M 35/16.PI

Spacing 16 mm - 0,1 (.630")

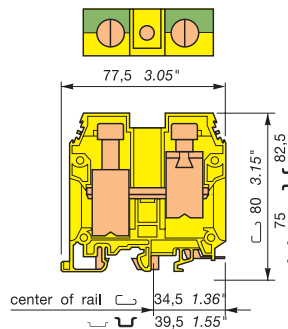


Type Part number

Yellow body with green strip on the top
M 35/16.PI 1SNA 165 454 R2400

M 70/22.PI

Spacing 22 mm - 0,1 (.866")

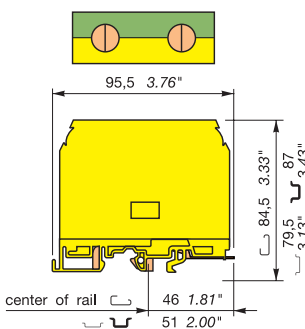


Type Part number

Yellow body with green strip on the top
M 70/22.PI 1SNA 165 596 R1300

M 95/26.PI

Spacing 26 mm - 0,1 (1.02")



Type Part number

Yellow body with green strip on the top
M 95/26.PI 1SNA 165 556 R2200

Characteristics

Wire size	Screw clamp	IEC			UL			CSA																													
		NFC	DIN	mm ²	AWG	mm ²	AWG	mm ²	AWG	mm ²	AWG																										
Short circuit current	Rigid	1-50		16-0	16-0	16-0	16-0	16-0	16-0	16-0	16-0																										
	Flexible	1-35		16-2	16-2	16-2	16-2	16-2	16-2	16-2	16-2																										
Rated wire size / Gauge		4200A/1s			4200A/1s			8400A/1s			11400A/1s																										
Other characteristics		35 mm ² / B9			0 AWG			0 AWG			70 mm ² / B11			00 AWG			00 AWG			95 mm ² / B12			0000 AWG			000 AWG											
Wire stripping length		17 mm .669"			6,5-7 mm .255"-.276"			2,8-3 Nm 24,3-26,1 lb.in			IP 10			25 mm .98"			6 pans creux 6 mm .236" Allen Key			6-7 Nm 52-61 lb.in			IP 10			26 mm 1.02"			6 pans creux 6 mm .236" Allen Key			8,5-9,5 Nm 74-83 lb.in			IP 20 NEMA 1		

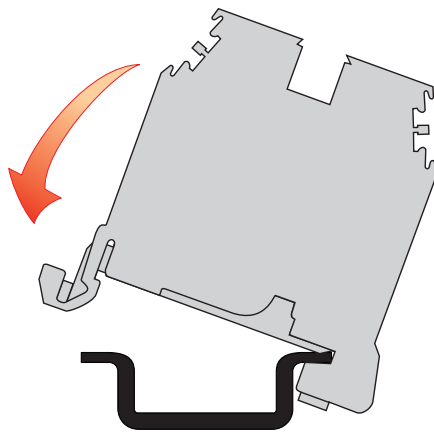
Approvals



Accessories

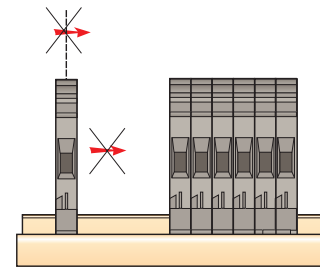
Accessories	Type	Part number
1 End section yellow	FEM16 th.3 mm	1SNA 103 061 R2000
2 Separator end section grey	SCF16 th.3 mm	1SNA 113 101 R1700
R See markers marking method	RC65 - RC610 RTM9 RC810 RC1010	RC65 - RC610 RC810 RC1010

Terminal blocks snapped on mounting rail : instructions



Snap the block on the mounting rail

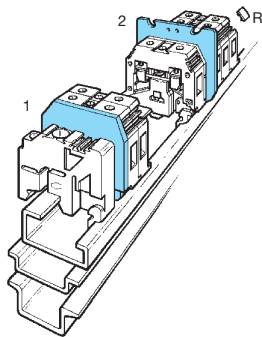
The snap-on terminal blocks cannot slide on the mounting rail.



Ground terminal blocks electrically connected to the mounting rail

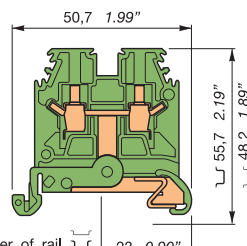
Screw clamp

DIN 3



D 2,5/5.P

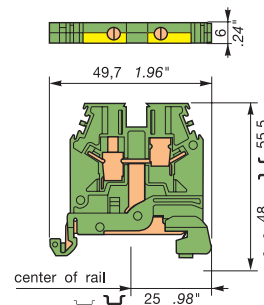
Spacing 5 mm + 0,08 (.200")



Mounting on rail by spring.

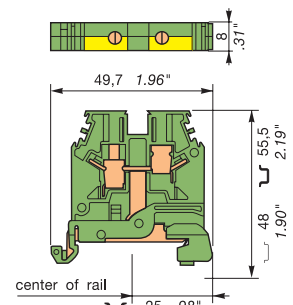
D 4/6.P

Spacing 6 mm + 0,05 (.238")



D 6/8.P

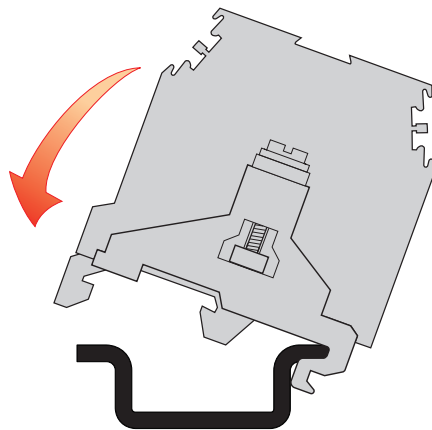
Spacing 8 mm - 0,05 (.315")



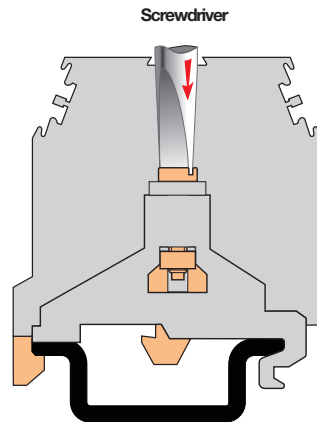
Type	Part number	Type	Part number	Type	Part number
Green body / yellow marking	D 2,5/5.P 1SNA 165 909 R0500	Green-yellow	D 4/6.P 1SNA 165 809 R0100	Green-yellow	D 6/8.P 1SNA 165 830 R2100
Terminal block for ground wire, same size as M 4/6 terminal block.		Terminal block for ground wire, same size as M 6/8 terminal block.			

Characteristics		IEC			UL		CSA		IEC		UL		CSA	
Wire size		NFC	DIN						NFC-DIN	pending	pending	pending	pending	pending
Screw clamp	Rigid	0,2-4 mm ²							0,2-4 mm ²	24-12 AWG	24-12 AWG	0,2-10 mm ²	24-8 AWG	24-8 AWG
	Flexible	0,22-2,5 mm ²							0,22-4 mm ²	24-12 AWG	24-12 AWG	0,22-6 mm ²	24-8 AWG	24-8 AWG
Short circuit current		300 A/1s							480A/1s					
Rated wire size / Gauge		2,5 mm ² / A3							4 mm ² /A4		12 AWG		12 AWG	
Other characteristics		Wire stripping length	Recomm. screwdriver	Recomm. torque	Protection	Wire stripping length	Recomm. screwdriver	Recomm. torque	Protection	Wire stripping length	Recomm. screwdriver	Recomm. torque	Protection	
		10 mm .39"	3,5 mm .14"	0,4-0,6 Nm 3.5-5.3 lb.in		9,5 mm .37"	4 mm .16"	0,5-0,8 Nm 4.4-7.1 lb.in		12 mm .47"	4-5 mm .16" - .20"	0,8-1 Nm 7.1-8.9 lb.in		
Approvals														
Accessories		Type	Part number		Type	Part number		Type	Part number					
1	End section	yellow	FEM6 th. 2.8 mm	1SNA 103 062 R2100	FEM6 th. 2.8 mm	1SNA 103 062 R2100	FEM6 th. 2.8 mm	1SNA 103 062 R2100	FEM6 th. 2.8 mm	1SNA 103 062 R2100				
			FEM6 V0 th. 2.8 mm	1SNA 199 305 R0200	FEM6 V0 th. 2.8 mm	1SNA 199 305 R0200	FEM6 V0 th. 2.8 mm	1SNA 199 305 R0200	FEM6 V0 th. 2.8 mm	1SNA 199 305 R0200				
2	Separator end section	grey	SCF6 th. 3.0 mm	1SNA 118 707 R0300	SCF6 th. 3 mm	1SNA 118 707 R0300	SCF6 th. 3 mm	1SNA 118 707 R0300	SCF6 th. 3 mm	1SNA 118 707 R0300				
On rail : Recomm.screwdriver/Recomm.torque					4 mm .16" / 0,8 Nm 7.0 lb.in				4 mm .16" / 0,8 Nm 7.0 lb.in					
R	See markers	marking method	RC55 - RC510 on the side,	RC510 only on the top	RC65 - RC610	RCT610 - RTM7			RC810	RCT610 - RTM7				

Terminal blocks screwed on the mounting rail : instructions

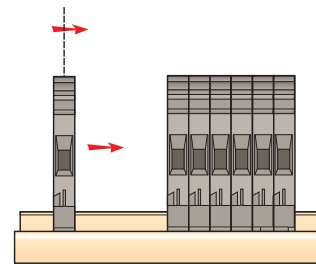


1. Position the block on the mounting rail



2. Screw down the center of the block to tighten the movable foot on the rail

Screwed blocks can slide on the rail.



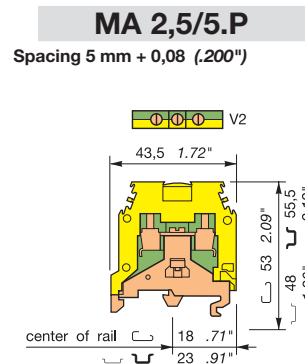
Ground terminal blocks electrically connected to the mounting rail

Screw clamp

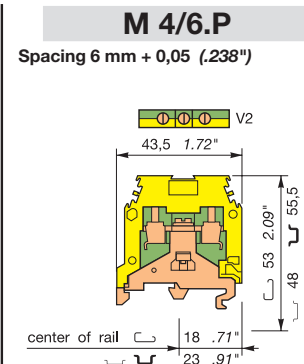
DIN 1 - 3



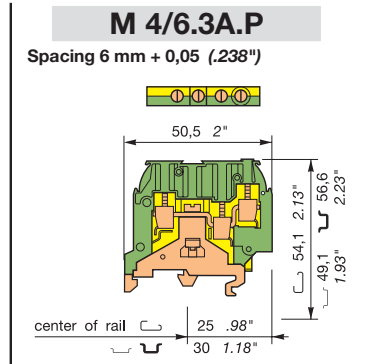
refer to the section "Special Applications" for part numbers and characteristics.



Type	Part number
Green-yellow	MA 2,5/5.P 1SNA 165 488 R2700
<i>Terminal block for ground wire, same size as MA 2,5/5 terminal block.</i>	



Type	Part number
Green-yellow	M 4/6.P 1SNA 165 113 R1600
<i>Terminal block for ground wire, same size as M 4/6 terminal block.</i>	



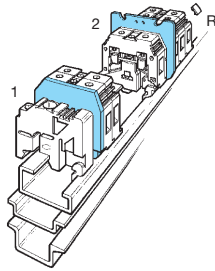
Type	Part number
Green-yellow - UL 94 V0	M 4/6.3A.P.V0 1SNA 195 637 R1200
<i>Terminal block for ground wire, same size as M 4/6.3A terminal block.</i>	

Characteristics		IEC			UL			CSA					
Wire size		NFC-DIN	UL	CSA	NFC-DIN	UL	CSA	NFC-DIN	UL	CSA			
Screw clamp	Rigid	0,2-4 mm ²	22-12 AWG	22-12 AWG	0,2-4 mm ²	22-12 AWG	24-12 AWG	0,2-4 mm ²	22-10 AWG	12 AWG max.			
	Flexible	0,22-2,5 mm ²	22-12 AWG	22-12 AWG	0,22-4 mm ²	22-12 AWG	24-12 AWG	0,22-4 mm ²	22-10 AWG	12 AWG max.			
Short circuit current		300A/1s			480A/1s			480A/1s					
Rated wire size / Gauge		2,5 mm ² /A3 12 AWG 12 AWG			4 mm ² /A4 10 AWG 10 AWG			4 mm ² /A4 10 AWG 12 AWG					
Other characteristics		Wire stripping length	Recomm. screwdriver	Recomm. torque	Protection	Wire stripping length	Recomm. screwdriver	Recomm. torque	Protection	Wire stripping length	Recomm. screwdriver	Recomm. torque	Protection
		10 mm .39"	3.5 mm .14"	0,4-0,6 Nm 3.5-5.3 lb.in		9,5 mm .37"	4 mm .16"	0,5-0,8 Nm 4.4-7.1 lb.in		9,5 mm .37"	4 mm .16"	0,5-0,8 Nm 4.4-7.1 lb.in	
Approvals													
Accessories		Type	Part number			Type	Part number			Type	Part number		
1	End section	yellow yellow	FEM6	th.2,8 mm	1SNA 103 062 R2100	FEM6	th. 2,8 mm	1SNA 103 062 R2100	FEM3AP V0	green th.3 mm	1SNA 199 876 R2600		
2	Separator end section	grey	SCF6	th.3 mm	1SNA 118 707 R0300	SCF6	th. 3 mm	1SNA 118 707 R0300					
On rail : Recomm.screwdriver/Recomm.torque		3,5 mm .14" / 0,6 Nm 5.5 lb.in			4 mm .16" / 0,8 Nm 7.0 lb.in								
R	See markers	marking method	RC55 - RC510	RCT610		RC65 - RC610	RCT610		4 mm .16" / 0,8 Nm 7.0 lb.in				
			RC55 - RC510	RCT610		RC65 - RC610	RCT610						

Ground terminal blocks electrically connected to the mounting rail

Screw clamp

DIN 1 - 3



refer to the section "Special Applications" for part numbers and characteristics.

Characteristics

Wire size	Screw clamp	Rigid
		Flexible

Short circuit current: 480A/1s

Rated wire size / Gauge: 4 mm²/A4

Other characteristics

Wire stripping length	Recomm. screwdriver	Recomm. torque	Protection
9,5 mm .37"	4 mm .16"	0,5-0,8 Nm 4.4-7.1 lb.in	

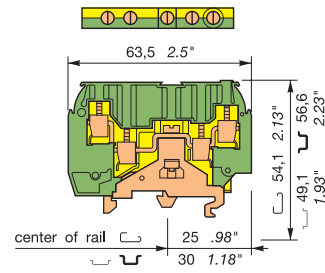
Approvals

Accessories

Type	Part number
1 End section green yellow	FEM4AP V0 th. 3 mm 1SNA 199 879 R0100
2 Separator end section grey	
On rail : Recomm.screwdriver/Recomm.torque	4 mm .16" / 0,8 Nm 7.0 lb.in
R See markers marking method	RC65 - RC610 RCT610

M 4/6.4A.P

Spacing 6 mm + 0,05 (.238")



Type	Part number
------	-------------

Green-yellow - UL 94 V0
M 4/6.4A.P.V0 1SNA 195 638 R2300

Terminal block for ground wire, same size as M 4/6.4A terminal block.

IEC	UL	CSA
NFC-DIN	pending	pending
0,2-4 mm ²	22-10 AWG	12 AWG max.
0,22-4 mm ²	22-10 AWG	12 AWG max.

Short circuit current: 480A/1s

Rated wire size / Gauge: 4 mm²/A4

Wire stripping length	Recomm. screwdriver	Recomm. torque	Protection
9,5 mm .37"	4 mm .16"	0,5-0,8 Nm 4.4-7.1 lb.in	

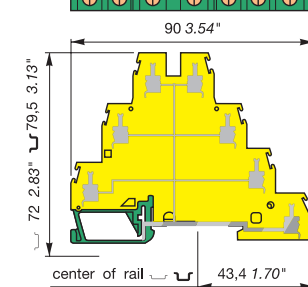
Approvals

Accessories

Type	Part number
closed block	
On rail : Recomm.screwdriver/Recomm.torque	4 mm .16" / 0,8 Nm 7.0 lb.in
R See markers marking method	RC65 - RC610 RCT610

D 4/6.P.T1

Spacing 6 mm + 0,05 (.238")



Type	Part number
------	-------------

Green-yellow - UL 94 V0
D 4/6.P.T1 1SNA 199 220 R0000

Terminal block for ground wire, same size as D 4/6.T... terminal block.

IEC	UL	CSA
NFC-DIN	pending	pending
0,2-4 mm ²	24-10 AWG	24-10 AWG
0,22-4 mm ²	24-10 AWG	24-10 AWG

Short circuit current: 480A/1s

Rated wire size / Gauge: 4 mm²/A4

Wire stripping length	Recomm. screwdriver	Recomm. torque	Protection
9,5 mm .37"	4 mm .16"	0,5-0,8 Nm 4.4-7.1 lb.in	IP 20 NEMA 1

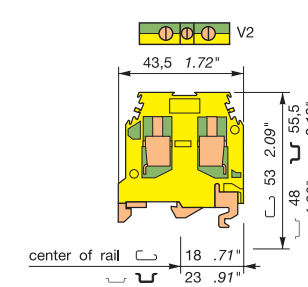
Approvals

Accessories

Type	Part number
closed block	
On rail : Recomm.screwdriver/Recomm.torque	4 mm .16" / 0,8 Nm 7.0 lb.in
R See markers marking method	RC65

M 6/8.P

Spacing 8 mm - 0,05 (.315")



Type	Part number
------	-------------

Green-yellow
M 6/8.P 1SNA 165 114 R1700

Terminal block for ground wire, same size as M 6/8 terminal block.

IEC	UL	CSA
NFC-DIN	pending	pending
0,5-10 mm ²	22-8 AWG	24-8 AWG
0,5-6 mm ²	22-8 AWG	24-8 AWG

Short circuit current: 720A/1s

Rated wire size / Gauge: 6 mm²/A5

Wire stripping length	Recomm. screwdriver	Recomm. torque	Protection
12 mm .47"	4-5 mm .16" - .20"	0,8-1 Nm 7.1-8.9 lb.in	

Approvals

Accessories

Type	Part number
closed block	
On rail : Recomm.screwdriver/Recomm.torque	4 mm .16" / 0,8 Nm 7.0 lb.in
R See markers marking method	RC65 - RC610 RCT810

Ground terminal blocks electrically connected to the mounting rail

Screw clamp

DIN 1 - 3



refer to the section "Special Applications" for part numbers and characteristics.

Characteristics

Wire size	Screw clamp	Rigid
		Flexible

Short circuit current: 1200A/1s

Rated wire size / Gauge: 10 mm²/B6

Other characteristics

Wire stripping length	Recomm. screwdriver	Recomm. torque	Protection
12 mm .47"	5,5-6 mm .22" - .24"	1,2-1,4 Nm 10.6-12.4 lb.in	

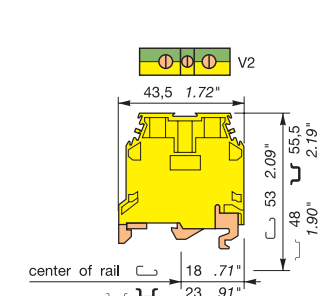
Approvals

Accessories

Type	Part number
closed block	
On rail : Recomm.screwdriver/Recomm.torque	4 mm .16" / 0,8 Nm 7.0 lb.in
R See markers marking method	RCT810 RC810 RC1010

M 10/10.P

Spacing 10 mm - 0,05 (.394")



Type	Part number
------	-------------

Green-yellow
M 10/10.P 1SNA 165 115 R1000

Terminal block for ground wire, same size as M 10/10 terminal block.

IEC	UL	CSA
NFC-DIN	pending	pending
0,5-16 mm ²	20-6 AWG	18-6 AWG
0,5-10 mm ²	20-6 AWG	18-6 AWG

Short circuit current: 1200A/1s

Rated wire size / Gauge: 10 mm²/B6

Wire stripping length	Recomm. screwdriver	Recomm. torque	Protection
12 mm .47"	5,5-6 mm .22" - .24"	1,2-1,4 Nm 10.6-12.4 lb.in	

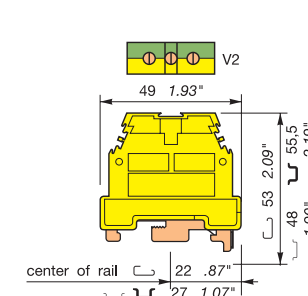
Approvals

Accessories

Type	Part number
closed block	
On rail : Recomm.screwdriver/Recomm.torque	4 mm .16" / 0,8 Nm 7.0 lb.in
R See markers marking method	RCT810 RC810 RC1010

M 16/12.P

Spacing 12 mm - 0.1 (.473")



Type	Part number
------	-------------

Green-yellow
M 16/12.P 1SNA 165 130 R2300

Terminal block for ground wire, same size as M 16/12 terminal block.

IEC	UL	CSA
NFC-DIN	pending	pending
4-25 mm ²	14-4 AWG	10-6 AWG
4-16 mm ²	14-4 AWG	10-6 AWG

Short circuit current: 1920A/1s

Rated wire size / Gauge: 16 mm²/B7

Wire stripping length	Recomm. screwdriver	Recomm. torque	Protection
14 mm .55"	5,5 mm .22"	1,2-1,4 Nm 10.6-12.4 lb.in	

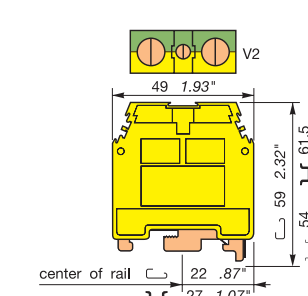
Approvals

Accessories

Type	Part number
closed block	
On rail : Recomm.screwdriver/Recomm.torque	5,5 mm .22" / 1,0 Nm 9.0 lb.in
R See markers marking method	RCT810 RC810 RC1010

M 35/16.P

Spacing 16 mm - 0.1 (.630")



Type	Part number
------	-------------

Green-yellow
M 35/16.P 1SNA 165 111 R1400

Terminal block for ground wire, same size as M 35/16 terminal block

IEC	UL	CSA
NFC-DIN	pending	pending
4-50 mm ²	8-0 AWG	6-4 AWG
4-35 mm ²	8-0 AWG	6-4 AWG

Short circuit current: 4200A/1s

Rated wire size / Gauge: 35 mm²/B9

Wire stripping length	Recomm. screwdriver	Recomm. torque	Protection
17 mm .67"	8 mm .32"	2,8-3 Nm 24.9-26.7 lb.in	

Approvals

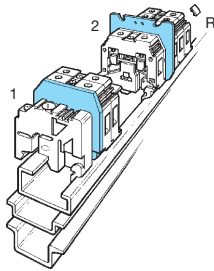
Accessories

Type	Part number
closed block	
On rail : Recomm.screwdriver/Recomm.torque	5,5 mm .22" / 1,0 Nm 9.0 lb.in
R See markers marking method	RTM9 RC810 RC1010

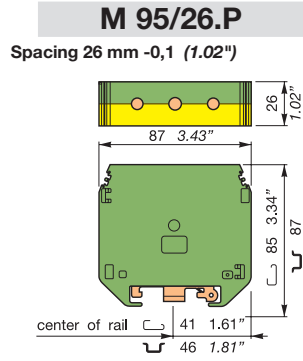
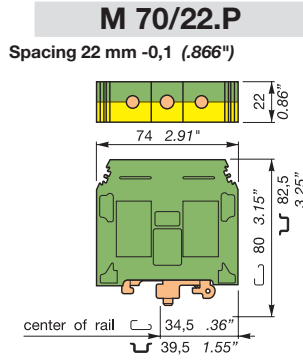
Ground terminal blocks electrically connected to the mounting rail

Screw clamp

☐ ☐ DIN 1 - 3 (37,5x15)



☒ refer to the section "Special Applications" for part numbers and characteristics.



Type	Part number	Type	Part number
Green-Yellow	M 70/22.P 1SNA 399 024 R2300	Green-Yellow	M 95/26.P 1SNA 399 176 R0000

Characteristics

Wire size	Screw clamp	Rigid Flexible	IEC		UL/CSA		IEC		UL		CSA	
			NFC	DIN	6-000 AWG	6-000 AWG	NFC-DIN	35-120 mm ²	35-95 mm ²	pending	0000 AWG	pending
16-95 mm ²			16-70 mm ²		6-000 AWG		6600 A / 1s.		11400A/1s			
8400 A / 1s.			70 mm ² / A11		000 AWG		95 mm ² /B12		0000 AWG		0000 AWG	
Short circuit current			Rated wire size / Gauge			Other characteristics						
Wire stripping length	Recomm. screwdriver	Recomm. torque	Protection	Wire stripping length	Recomm. screwdriver	Recomm. torque	Protection					
25 mm .98"	6 mm .236" Allen Key	6-7 Nm 52-61 lb.in	IP 20	26 mm 1.02"	6 mm .236" Allen Key	8,5-9,5 Nm 74-83 lb.in	IP 20					
Approvals			c us		CE		c us		CE			

Accessories

	Type	Part number	Type	Part number
1 End section yellow	closed block		closed block	
2 Separator end section grey				
R See markers marking method	RC1010		RC1010	

A

5

Ground + neutral terminal blocks
Ground connected to the mounting rail and linked with a neutral block

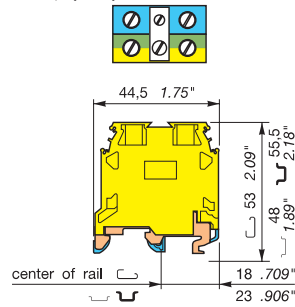
Screw clamp

DIN 1 - 3



M 10/10.PE.N

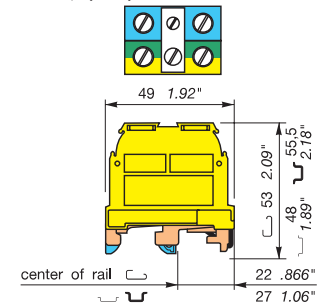
Spacing 20 mm - 0,2 (.787")



M 10/10.P block connected to M 10/10.N block through a removable jumper.

M 16/12.PE.N

Spacing 24 mm - 0,2 (.945")



M 16/12.P block connected to M 16/12.N block through a removable jumper.



Colour	Type	Part numbers
Green-yellow/blue body	M 10/10.PE.N	1SNA 165 683 R2200

Colour	Type	Part numbers
Green-yellow/blue body	M 16/12.PE.N	1SNA 165 680 R0300

Characteristics			
Wire size			
		IEC	UL
		NFC	DIN
Screw clamp	Rigid	0,5 to 16 mm ²	
	Flexible	0,5 to 10 mm ²	

Characteristics			
Wire size			
		IEC	UL
		NFC	DIN
Screw clamp	Rigid	2,5 to 25 mm ²	
	Flexible	2,5 to 16 mm ²	

End stop		th. 9 mm	BADL	V0	1SNA 399 903 R0200
End stop		th. 10 mm	BAM2	V2	1SNA 206 351 R1600
End stop		th. 10 mm	BAM2 V0	V0	1SNA 296 351 R0000
Rail		35 x 7,5 x 1	PR3.Z2		1SNA 174 300 R1700
Rail		35 x 15 x 2,3	PR4		1SNA 168 500 R1200
Rail		35 x 15 x 1,5	PR5		1SNA 168 700 R2200
Rail		32 x 15 x 1,5	PR1.Z2		1SNA 163 050 R0400

Other end stops, rails and accessories : see section on accessories.

Notes

For ground blocks, connection with mounting rail :

	Recomm. screwdriver	Recomm. torque
M 10/10.PE.N	4 mm .16"	0,8 Nm 7.1 lb.in
M 16/12.PE.N	5,5 mm .22"	1 Nm 8.8 lb.in

Voltage	
Rated	630V
Impulse withstand	8 kV
Pollution degree	3

Voltage	
Rated	800 V
Impulse withstand	8 kV
Pollution degree	3

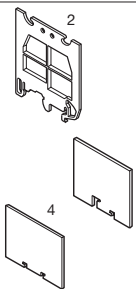
Current	
Rated	57 A
Short-circuit	1200 A/1s

Current	
Rated	76 A
Short-circuit	1920 A/1s

Wire size			
Rated / Gauge	10 mm ² /B6		
Wire strip. length	Recomm. screwdriver	Recomm. torque	Protection
12 mm	5,5 mm	1,2-1,4 Nm	
.47"	.22"	10.6-12.3 lb.in	

Wire size			
Rated / Gauge	16 mm ² /B7		
Wire strip. length	Recomm. screwdriver	Recomm. torque	Protection
14 mm	5,5 mm	1,2-1,4 Nm	
.55"	.22"	10.6-12.3 lb.in	

Accessories



- 1 End section
- 2 Separator end section grey
- 3 Separator end section grey
- 4 Separator end section grey



R See section on markers marking method

Type	Part numbers	
Closed terminal block		
SCFM6 (1) th. 3,0 mm	1SNA 114 825 R0500	
SCFEX1 (1) th. 2,4 mm	1SNA 103 619 R0400	
SCFEX3 (1) th. 2,4 mm	1SNA 103 620 R0100	
RC65 - RC610	RCT810	RC810 RC1010

Type	Part numbers	
Closed terminal block		
SCFM6 (1) th. 3,0 mm	1SNA 114 825 R0500	
SCFEX1 (1) th. 2,4 mm	1SNA 103 619 R0400	
SCFEX3 (1) th. 2,4 mm	1SNA 103 620 R0100	
RC65 - RC610	RCT610	RC810 RC1010

Note : (1) End sections and separators snapped on rails.

Heavy duty switch terminal blocks with blade

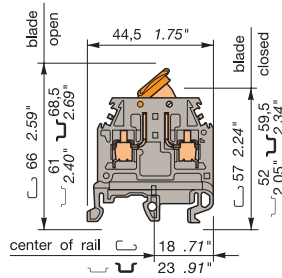
Screw clamp

DIN 1 - DIN 3



MA 2,5/5.SNB

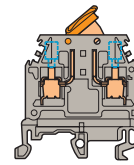
Spacing 5 mm (.197")



5 mm block - Switch connection by blade

MA 2,5/5.SNBT

Spacing 5 mm (.197")



5 mm block - Switch connection by blade - Equipped with two test sockets DIA. 2 mm / .079" or 2.3 mm / .091"

End stop	th. 9 mm	BADL	V0	1SNA 399 903 R0200
End stop	th. 10 mm	BAM2	V2	1SNA 206 351 R1600
End stop	th. 10 mm	BAM2 V0	V0	1SNA 296 351 R0000
Rail	35 x 7,5 x 1	PR3.Z2		1SNA 174 300 R1700
Rail	35 x 15 x 2,3	PR4		1SNA 168 500 R1200
Rail	35 x 15 x 1,5	PR5		1SNA 168 700 R2200
Rail	32 x 15 x 1,5	PR1.Z2		1SNA 163 050 R0400

Other end stops, rails and accessories : see section on accessories.

Notes

The use of some accessories may decrease the block's voltage rating. For more information, consult us.

NRTL/C			CE
Colour	Type	Part numbers	
Grey / Orange	MA 2,5/5.SNB	1SNA 115 699 R2000	

NRTL/C			CE
Colour	Type	Part numbers	
Grey / Orange	MA 2,5/5.SNBT	1SNA 115 700 R0500	
Grey / Orange	MA 2,5/5.SNBT	1SNA 115 701 R2200	

Characteristics				
Wire size		IEC	UL	CSA
		NFC DIN		NRTL/C
Screw clamp	Rigid	0,5-4 mm ²	22-12 AWG	22-12 AWG
	Flexible	0,5-2,5 mm ²	22-12 AWG	22-12 AWG

Characteristics				
Wire size		IEC	UL	CSA
		NFC DIN		NRTL/C
Screw clamp	Rigid	0,5-4 mm ²	22-12 AWG	22-12 AWG
	Flexible	0,5-2,5 mm ²	22-12 AWG	22-12 AWG

Voltage			
Rated	320 V	150 V	150 V
Impulse withstand	4 kV		
Pollution degree	3		

Current			
Rated	10 A	10 A	10 A

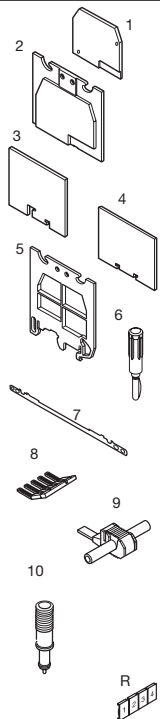
Wire size			
Rated / Gauge	2,5 mm ² / A3	12 AWG	12 AWG
Wire stripping length	Recomm. screwdriver	Recomm. torque	Protection
10 mm .39"	3,5 mm .138"	0,4-0,6 Nm 3.5-5.3 lb.in	IP 20 NEMA 1

Voltage			
Rated	320 V	150 V	150 V
Impulse withstand	4 kV		
Pollution degree	3		

Current			
Rated	10 A	10 A	10 A

Wire size			
Rated / Gauge	2,5 mm ² / A3	12 AWG	12 AWG
Wire stripping length	Recomm. screwdriver	Recomm. torque	Protection
10 mm .39"	3,5 mm .138"	0,4-0,6 Nm 3.5-5.3 lb.in	IP 20 NEMA 1

Accessories



1	End section	grey blue orange	FEM6	th. 2,8 mm	1SNA 118 368 R1600
2	Separator end section (block)	grey blue beige	SCF6	th. 3,0 mm	1SNA 118 707 R0300
3	Separator end section (rail)	grey	SCF6	th. 3,0 mm	1SNA 128 707 R0500
4	Separator end section	grey	SCF6 V0	th. 3,0 mm	1SNA 198 707 R0400
5	Separator end section	grey	SCFM6	th. 3,0 mm	1SNA 114 825 R0500
6	Test plug		SCFEX1 (1)	th. 2,4 mm	1SNA 103 619 R0400
7	Shield connector		SCFEX3 (1)	th. 2,4 mm	1SNA 103 620 R0100
8	Comb type jumper bar		CBM5	th. 0,5 mm	1SNA 178 745 R1400
9	IDC jumper		CBM8	th. 0,8 mm	1SNA 178 746 R1500
10	Test device		PC5	30 A 2 poles	1SNA 113 542 R1000
			PC5	30 A 10 poles	1SNA 113 544 R1200
R	See section on markers marking method				

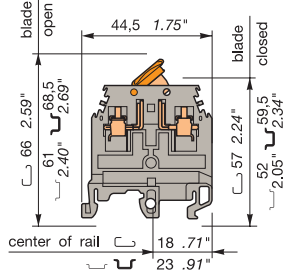
Type	Part numbers	
FEM6	th. 2,8 mm	1SNA 118 368 R1600
SCF6	th. 3,0 mm	1SNA 118 707 R0300
SCF6	th. 3,0 mm	1SNA 128 707 R0500
SCF6 V0	th. 3,0 mm	1SNA 198 707 R0400
SCFM6	th. 3,0 mm	1SNA 114 825 R0500
SCFEX1 (1)	th. 2,4 mm	1SNA 103 619 R0400
SCFEX3 (1)	th. 2,4 mm	1SNA 103 620 R0100
CBM5	th. 0,5 mm	1SNA 178 745 R1400
CBM8	th. 0,8 mm	1SNA 178 746 R1500
PC5	30 A 2 poles	1SNA 113 542 R1000
PC5	30 A 10 poles	1SNA 113 544 R1200

Type	Part numbers	
FEM6	th. 2,8 mm	1SNA 118 368 R1600
SCF6	th. 3,0 mm	1SNA 118 707 R0300
SCF6	th. 3,0 mm	1SNA 128 707 R0500
SCF6 V0	th. 3,0 mm	1SNA 198 707 R0400
SCFM6	th. 3,0 mm	1SNA 114 825 R0500
SCFEX1 (1)	th. 2,4 mm	1SNA 103 619 R0400
SCFEX3 (1)	th. 2,4 mm	1SNA 103 620 R0100
FC2 (2)	DIA. 2,0 mm	1SNA 007 865 R2600
CBM5	th. 0,5 mm	1SNA 178 745 R1400
CBM8	th. 0,8 mm	1SNA 178 746 R1500
PC5	30 A 2 poles	1SNA 113 542 R1000
PC5	30 A 10 poles	1SNA 113 544 R1200

Note : (1) End sections and separators snapped on rails.
(2) Except for MA 2,5/5.SNBT with test sockets DIA. 2.3 mm / .091".

M 4/6.SNB

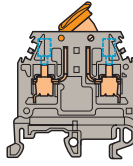
Spacing 6 mm + 0,05 (.238")



6 mm block - Switch connection by blade

M 4/6.SNBT...

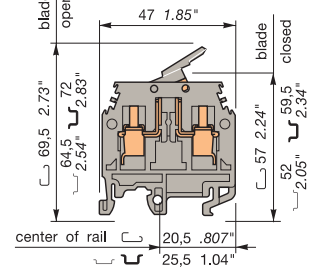
Spacing 6 mm + 0,05 (.238")



6 mm block - Switch connection by blade - Equipped with two test sockets DIA. 2 mm / .079" or 2,3 mm / .091"

M 6/8.SNB

Spacing 8 mm - 0,05 (.315")



8 mm block - switch connection by blade

Colour	Type	Part numbers
Grey/Orange	M 4/6.SNB	1SNA 115 986 R0000
Blue / Orange	M 4/6.SNB	1SNA 125 686 R1500
Orange / Orange	M 4/6.SNB	1SNA 105 053 R2200
Red / Orange	M 4/6.SNB	1SNA 107 250 R1200

Colour	Type	Part numbers
Grey / Orange DIA. 2 mm / .079"	M 4/6.SNBT	1SNA 115 987 R0100
Blue / Orange DIA. 2 mm / .079"	M 4/6.SNBT	1SNA 125 438 R1400
Orange / Orange DIA. 2 mm / .079"	M 4/6.SNBT	1SNA 105 054 R2300
Grey / Orange DIA. 2,3 mm / .091"	M 4/6.SNBT	1SNA 206 538 R0200

Colour	Type	Part numbers
Grey / Grey	M 6/8.SNB	1SNA 115 688 R2500
Orange/Orange	M 6/8.SNB	1SNA 105 055 R2400

Characteristics

Wire size		IEC	UL	CSA
		NFC	DIN	
Screw	Rigid	0,5-4 mm ²	22-10 AWG	20-12 AWG
clamp	Flexible	0,5-2,5 mm ²	22-10 AWG	20-12 AWG

Voltage		400 V	300 V	300 V
Rated				
Impulse withstand		4 kV		
Pollution degree		3		

Current		20 A	10 A	10 A
Rated				

Wire size		4 mm ² / A4	10 AWG	12 AWG
Rated / Gauge				
Wire stripping length	Recomm. screwdriver	Recomm. torque	Protection	
9,5 mm	4 mm	0,5-0,6 Nm	IP 20	
.37"	.16"	4,4-5,3 lb.in	NEMA 1	

Type	Part numbers	
FEM62	th. 3 mm	1SNA 114 994 R0700
FEM62	th. 3 mm	1SNA 124 944 R0100
FEM62	th. 3 mm	1SNA 103 612 R2500
SCFM6	th. 3 mm	1SNA 114 825 R0500
SCFEX1 (1)	th. 2,4 mm	1SNA 103 619 R0400
SCFEX3 (1)	th. 2,4 mm	1SNA 103 620 R0100
FC2	DIA. 2 mm	1SNA 007 865 R2600
CBM5	th. 0,5 mm	1SNA 178 745 R1400
CBM8	th. 0,8 mm	1SNA 178 746 R1500
		1SNA 163 311 R2200
		1SNA 114 205 R2000
PC61	35 A	10 poles
AD2,5		1SNA 173 059 R0300
DCJ	yellow	

Characteristics

Wire size		IEC	UL	CSA
		NFC	DIN	
Screw	Rigid	0,5-4 mm ²	22-10 AWG	
clamp	Flexible	0,5-4 mm ²	22-10 AWG	

Voltage		400 V	300 V	
Rated				
Impulse withstand		4 kV		
Pollution degree		3		

Current		20 A	10 A	
Rated				

Wire size		4 mm ² / A4	10 AWG	
Rated / Gauge				
Wire stripping length	Recomm. screwdriver	Recomm. torque	Protection	
9,5 mm	4 mm	0,5-0,6 Nm	IP 20	
.374"	.157"	4,4-5,3 lb.in	NEMA 1	

Type	Part numbers	
FEM62	th. 3 mm	1SNA 114 994 R0700
FEM62	th. 3 mm	1SNA 124 944 R0100
FEM62	th. 3 mm	1SNA 103 612 R2500
		1SNA 114 825 R0500
SCFM6	th. 3 mm	1SNA 103 619 R0400
SCFEX1 (1)	th. 2,4 mm	1SNA 103 620 R0100
SCFEX3 (1)	th. 2,4 mm	1SNA 007 865 R2600
FC2 (2)	DIA. 2 mm	1SNA 178 745 R1400
CBM5	th. 0,5 mm	1SNA 178 746 R1500
CBM8	th. 0,8 mm	
		1SNA 163 311 R2200
		1SNA 114 205 R2000
PC61	35 A	10 poles
AD2,5		

Characteristics

Wire size		IEC	UL	CSA
		NFC	DIN	
Screw	Rigid	0,5-10 mm ²	22-10 AWG	20-12 AWG
clamp	Flexible	0,5-6 mm ²	22-10 AWG	20-12 AWG

Voltage		400 V	300 V	300 V
Rated				
Impulse withstand		4 kV		
Pollution degree		3		

Current		15 A	20 A	10 A
Rated				

Wire size		6 mm ² / A5	10 AWG	12 AWG
Rated / Gauge				
Wire stripping length	Recomm. screwdriver	Recomm. torque	Protection	
12 mm	4-5 mm	0,8-1 Nm	IP 20	
.47"	.16"- .20"	7.1-8.9 lb.in	NEMA 1	

Type	Part numbers	
FEM8	th. 3 mm	1SNA 113 373 R2600
FEM8	th. 3 mm	1SNA 103 230 R0200
SCFM6	th. 3 mm	1SNA 114 825 R0500
SCFEX1 (1)	th. 2,4 mm	1SNA 103 619 R0400
SCFEX3 (1)	th. 2,4 mm	1SNA 103 620 R0100
FC2	DIA. 2 mm	1SNA 007 865 R2600
PC8	50 A	2 poles
PC8	50 A	3 poles
PC8	50 A	4 poles
PC8	50 A	10 poles
AD2,5		1SNA 114 205 R2000
DCO	orange	1SNA 173 060 R0000

RC65 - RC610 Sides of block

RC65 - RC610 Sides of block

RC65 - RC610 - RC810 Sides of block

Note : (1) End sections and separators snapped on rails.
(2) Except for M 4/6.SNBT with test sockets DIA. 2,3 mm / .091".

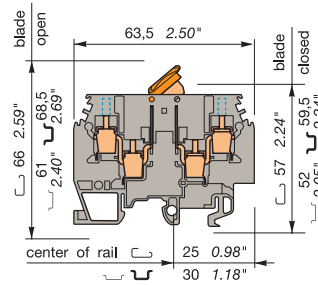
Heavy duty switch terminal blocks with blade

Double Screw clamp

DIN 1 - DIN 3

M 4/6.SNBT.4A

Spacing 6 mm + 0,05 (.238")



6 mm block - switch connection by short blade equipped with 2 test socket screws DIA. 2 mm / .079"

Colour	Type	Part numbers
Grey / Orange	M 4/6.SNBT.4A	1SNA 105 143 R2100
Blue / Orange	M 4/6.SNBT.4A	1SNA 400 288 R1700

Characteristics

Wire size		IEC	UL	CSA
		NFC	DIN	
Screw clamp	Rigid	0,5-4 mm ²	22-10 AWG	
	Flexible	0,5-4 mm ²	22-10 AWG	

Voltage			
Rated	320 V	600 V	
Impulse withstand	4 kV		
Pollution degree	3		

Current			
Rated	10 A	10 A	

Wire size			
Rated / Gauge	4 mm ² / A4		
Wire stripping length	Recomm. screwdriver	Recomm. torque	Protection
9,5 mm .374"	4 mm .157"	0,5-0,6 Nm 4.4-5.3 lb.in	IP 20 NEMA 1

End stop	th. 9 mm	BADL	V0	1SNA 399 903 R0200
End stop	th. 10 mm	BAM2	V2	1SNA 206 351 R1600
End stop	th. 10 mm	BAM2 V0	V0	1SNA 296 351 R0000
Rail	35 x 7,5 x 1	PR3.Z2		1SNA 174 300 R1700
Rail	35 x 15 x 2,3	PR4		1SNA 168 500 R1200
Rail	35 x 15 x 1,5	PR5		1SNA 168 700 R2200
Rail	32 x 15 x 1,5	PR1.Z2		1SNA 163 050 R0400

Other end stops, rails and accessories : see section on accessories.

Notes

The use of some accessories may decrease the block's voltage rating. For more information, consult us.

Accessories

- 1 End section grey beige
- 2 Test plug
- 3 Comb type jumper bar 35 A
- 4 IDC jumper

Type	Part numbers
FEM6.4A	th. 3 mm 1SNA 116 629 R2200
FEM4A V0	th. 3 mm 1SNA 196 629 R2300
FC2	DIA. 2 mm 1SNA 007 865 R2600
PC61	10 poles 1SNA 163 311 R2200
AD2,5	1SNA 114 205 R2000




R See section on markers marking method

RC65 - RC610 Sides of block

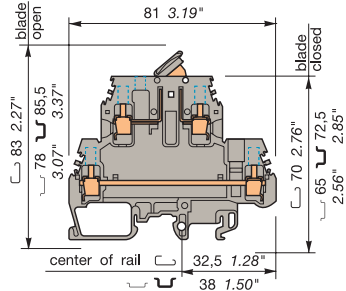
Heavy duty switch terminal blocks with blade Double deck Screw clamp

DIN 1 - DIN 3



M 4/6.D2.SNBT

Spacing 6 mm + 0,05 (.238")



6 mm block equipped with 4 test sockets DIA. 2 mm/.079"
Switch on top circuit standard connection on bottom by short blade.

Colour	Type	Part numbers
Grey	<input type="checkbox"/> M 4/6.D2.SNBT	1SNA 115 561 R1500

Characteristics

Wire size		IEC	UL	CSA
		NFC DIN		
Screw clamp	Rigid	0,5-4 mm ²	24-12 AWG	22-12 AWG
	Flexible	0,5-4 mm ²	24-12 AWG	22-12 AWG

Voltage			
Rated	400 V	300 V	300 V
Impulse withstand	4 kV		
Pollution degree	3		

Current			
Rated	10 A	15 A	15 A

Wire size			
Rated / Gauge	4 mm ² / A4	12 AWG	12 AWG
Wire stripping length	Recomm. screwdriver	Recomm. torque	Protection
9,5 mm .374"	4 mm .157"	0,5-0,6 Nm 4.4-5.3 lb.in	IP 20 NEMA 1

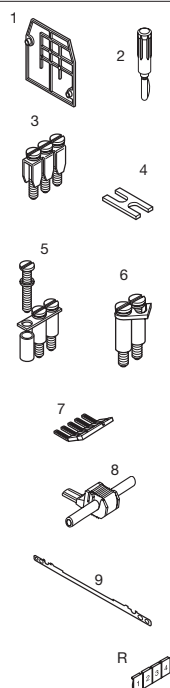
End stop		th. 9 mm	BADL	V0	1SNA 399 903 R0200
End stop		th. 10 mm	BAM2	V2	1SNA 206 351 R1600
End stop		th. 10 mm	BAM2 V0	V0	1SNA 296 351 R0000
Rail		35 x 7,5 x 1	PR3.Z2		1SNA 174 300 R1700
Rail		35 x 15 x 2,3	PR4		1SNA 168 500 R1200
Rail		35 x 15 x 1,5	PR5		1SNA 168 700 R2200
Rail		32 x 15 x 1,5	PR1.Z2		1SNA 163 050 R0400

Other end stops, rails and accessories : see section on accessories.

Notes

The use of some accessories may decrease the block's voltage rating. For more information, consult us.

Accessories



- End section
- Test plug
- Assembled jumper bar (without IP 20 protection)
- Assembled jumper bar (with IP 20 protection)
- Connector plate
- Jumper bar not assembled Screw + washer + post
- Pivoting jumper bar
- Comb type jumper bar
- IDC jumper
- Shield connector

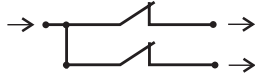
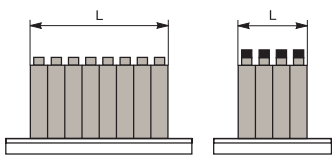
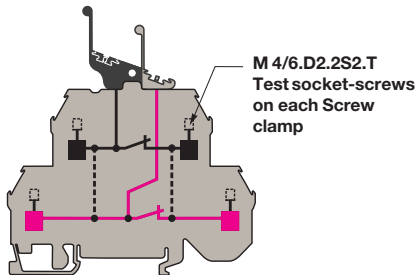
Type			Part numbers
FEMS6D	th. 1 mm		1SNA 116 591 R0500
FC2	DIA. 2 mm		1SNA 007 865 R2600
BJM61 (1)(2)	32 A	2 poles	1SNA 173 515 R1100
BJM61 (1)(2)	32 A	3 poles	1SNA 173 516 R1200
BJM61 (1)(2)	32 A	4 poles	1SNA 173 517 R1300
BJM61 (1)(2)	32 A	5 poles	1SNA 173 519 R2500
BJM61 (1)(2)	32 A	10 poles	1SNA 173 520 R2200
BJMI6D (1)(2)	32 A	2 poles	1SNA 179 668 R2000
BJMI6D (1)(2)	32 A	3 poles	1SNA 179 669 R2100
BJMI6D (1)(2)	32 A	4 poles	1SNA 179 670 R2600
BJMI6D (1)(2)	32 A	5 poles	1SNA 179 671 R1300
BJMI6D (1)(2)	32 A	10 poles	1SNA 179 672 R1400
EL6	35 A		1SNA 173 627 R2100
BS61 (1)(2)(3)	32 A	10 poles	1SNA 168 485 R2700
EV6D			1SNA 168 400 R1600
BJP61	35 A		1SNA 167 225 R2000
PC61	35 A	10 poles	1SNA 163 311 R2200
AD2,5	24 A		1SNA 114 205 R2000
CBD2S			1SNA 178 408 R1400

R See section on markers marking method

RC65 - RC610 Sides of block
Note : (1) Use of these accessories requires the user to cut out the partition. (2) For lower deck only. (3) For other pole numbers see section accessories.

DOUBLE SWITCH TERMINAL BLOCKS WITH PULL LEVERS

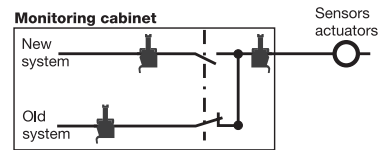
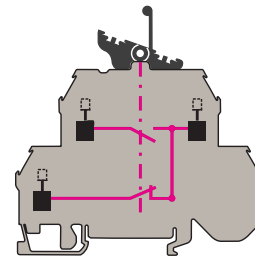
Double switch blocks M 4/6.D2.2S2 M 4/6.D2.2S2.T



Space saving
Recommended use when the number of PLC inputs and outputs are high

2 independent switches
Interconnection between decks is possible for distribution of polarities

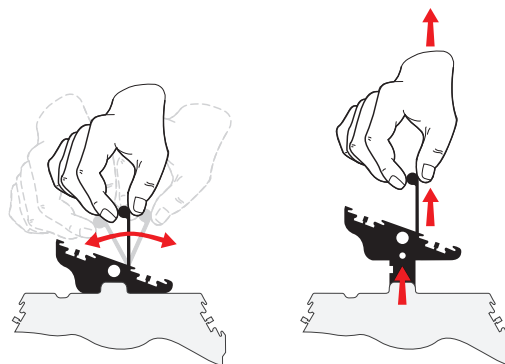
Change-over type blocks M 4/6.D2.S1R M 4/6.D2.S1R.T



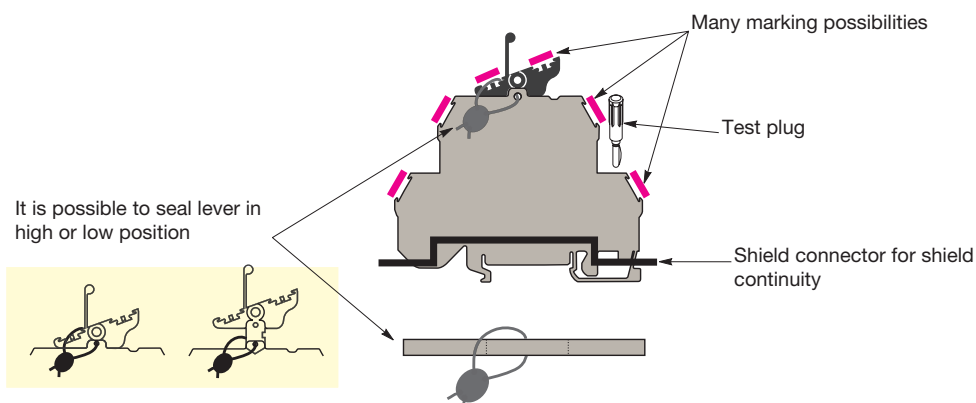
Reduces process down time when changing of control system

- When wiring the new system, sensors and actuators remain connected to the old system
- No wiring mistake possible from old to new system
- Simple switching from old to new system activating the pull levers. Possibility to quickly switch to the old system if there is a start-up problem.

Bend the upper part of the lever to pull it comfortably



Accessories



Heavy duty switch terminal blocks with contact control pull levers. Double deck double switch Screw clamp

DIN 1 - DIN 3

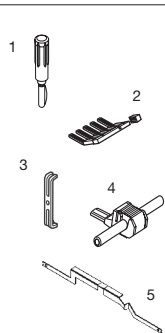
End stop		th. 12 mm	BADH	V2	1SNA 116 900 R2700
End stop		th. 9,1 mm	BAMH	V2	1SNA 114 836 R0000
End stop		th. 9,1 mm	BAMH V0	V0	1SNA 194 836 R0100
Rail		35 x 7,5 x 1	PR3.Z2		1SNA 174 300 R1700
Rail		35 x 15 x 2,3	PR4		1SNA 168 500 R1200
Rail		35 x 15 x 1,5	PR5		1SNA 168 700 R2200
Rail		32 x 15 x 1,5	PR1.Z2		1SNA 163 050 R0400

Other end stops, rails and accessories : see section on accessories.

Notes

Body material UL94V0.
 If another terminal block is mounted next to a block M 4/6.D2.2S2..., it must be equipped with its end section.
 If a metallic part is placed beside the block, a separator end section on rail type SCFEX must be used.
 The use of some accessories may decrease the voltage rating of the terminal block.
 For more information, consult us.

Accessories



- Test plug
- Comb-type jumper bar
- Vertical jumper bar
- IDC jumper
- Shield connector



R See section on markers marking method

M 4/6.D2.2S2

Spacing 6 mm + 0,05 (.238")

Closed block with 2 independent switching circuits. Black pull lever controls upper deck contact (black marking*). Grey pull lever controls lower deck contact.

M 4/6.D2.2S2.T..

Spacing 6 mm + 0,05 (.238")

M4/6.D2.2S2 block equipped with 4 test socket-screws DIA. 2 mm or DIA. 2,3 mm.

Color	Type	Part numbers
Grey with black pull lever	M 4/6.D2.2S2	1SNA 199 444 R2500

Color	Type	Part numbers
Grey with black pull lever	M 4/6.D2.2S2.T	1SNA 199 448 R0100
Grey with black pull lever	M 4/6.D2.2S2.T23	1SNA 199 447 R2000

Characteristics

Wire size	IEC		UL/CSA
	NFC	DIN	
Screw clamp Rigid	0,2-4 mm ²		24-10 AWG
Screw clamp Flexible	0,2-4 mm ²		24-10 AWG

Characteristics

Wire size	IEC		UL/CSA
	NFC	DIN	
Screw clamp Rigid	0,2-4 mm ²		24-10 AWG
Screw clamp Flexible	0,2-4 mm ²		24-10 AWG

Voltage		500 V	300 V
Rated			
Impulse withstand	6 kV		
Pollution degree	3		

Voltage		500 V	300 V
Rated			
Impulse withstand	6 kV		
Pollution degree	3		

Current		10 A	10 A
Rated			

Current		10 A	10 A
Rated			

Wire size		4 mm ² / A4	10 AWG
Rated/gauge			

Wire size		4 mm ² / A4	10 AWG
Rated/gauge			

Wire stripping length	Recommended screwdriver	Recommended torque	Protection
9,5 mm .374 "	4 mm .157"	0,5-0,8 Nm 4.4-7.1 lb.in	IP 20 NEMA 1

Wire stripping length	Recommended screwdriver	Recommended torque	Protection
9,5 mm .374 "	4 mm .157"	0,5-0,6 Nm 4.4-5.3 lb.in	IP 20 NEMA 1

Type	Part number
PC6 V2 35 A 2 poles	1SNA 113 546 R1400
PC6 V2 35 A 3 poles	1SNA 116 536 R0500
PC6 V2 35 A 4 poles	1SNA 116 537 R0600
PC6 V2 35 A 10 poles	1SNA 113 548 R2600
EIP V2	1SNA 113 550 R2400
ITVE2 20 A	1SNA 179 825 R2600
AD2,5 V2 24 A	1SNA 114 205 R2000
CBD2S	1SNA 178 408 R1400

Type	Part number
FC2(1) DIA. 2 mm	1SNA 007 865 R2600
PC6 V2 35 A 2 poles	1SNA 113 546 R1400
PC6 V2 35 A 3 poles	1SNA 116 536 R0500
PC6 V2 35 A 4 poles	1SNA 116 537 R0600
PC6 V2 35 A 10 poles	1SNA 113 548 R2600
EIP V2	1SNA 113 550 R2400
ITVE2 20 A	1SNA 179 825 R2600
AD2,5 V2 24 A	1SNA 114 205 R2000
CBD2S	1SNA 178 408 R1400

Mounting of the vertical jumper bar between decks (ITVE2 item 3)

Interconnection between decks is possible on each side of the switch with accessory item 3

Open the trap door with a screwdriver

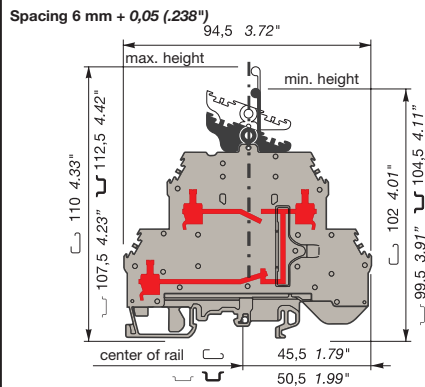
Note : (1) For blocks M4/6.D2.2S2.T only

RC65 - RC610 Block sides RC55 - RC510 On pull levers

Heavy duty switch terminal blocks with contact control pull lever. Double deck change-over type Screw clamp

 **DIN 1 - DIN 3**

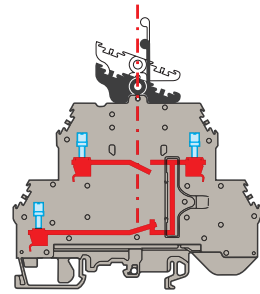
M 4/6.D2.S1R



This closed block directs a signal either to the upper deck (contact control pull lever in high position), or to the lower deck (pull lever in low position) with just one operation.

M 4/6.D2.S1R.T

Spacing 6 mm + 0,05 (.238")



Block M4/6.D2.S1R equipped with 3 test socket-screws DIA. 2 mm or DIA. 2,3 mm.




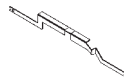

End stop		th. 12 mm	BADH	V2	1SNA 116 900 R2700
End stop		th. 9,1 mm	BAMH	V2	1SNA 114 836 R0000
End stop		th. 9,1 mm	BAMH V0	V0	1SNA 194 836 R0100
Rail		35 x 7,5 x 1	PR3.Z2		1SNA 174 300 R1700
Rail		35 x 15 x 2,3	PR4		1SNA 168 500 R1200
Rail		35 x 15 x 1,5	PR5		1SNA 168 700 R2200
Rail		32 x 15 x 1,5	PR1.Z2		1SNA 163 050 R0400

Other end stops, rails and accessories : see section on accessories.

Notes

Body material UL94V0.
If another terminal block is mounted next to a block M 4/6.D2.S1R..., it must be equipped with its end section. If a metallic part is placed beside the block, a separator end section on rail type SCFEX must be used.
The use of some accessories may decrease the voltage rating of the terminal block.
For more information, consult us.

Accessories

	1 Test plug				
	2 Comb-type jumper bar				
	3 IDC jumper				
	4 Shield connector				
	R See section on markers marking method				

Color	Type	Part numbers
Grey with black	M 4/6.D2.S1R	1SNA 199 452 R2500
	contact control pull lever	

Characteristics

Wire size		IEC		UL/CSA	
		NFC	DIN		
Screw clamp	Rigid	0,2-4 mm ²		24-10 AWG	
Flexible		0,2-4 mm ²		24-10 AWG	

Voltage		Current	
Rated	500 V	Rated	10 A
Impulse withstand	6 kV	Rated	10 A
Pollution degree	3		

Wire size

Rated/gauge		4 mm ² / A4		10 AWG	
Wire stripping length	Recommended screwdriver	Recommended torque	Protection		
9,5 mm .374 "	4 mm .157 "	0,5-0,8 Nm 4.4-7.1 lb.in	IP 20 NEMA 1		

Color	Type	Part numbers
Grey with black	M 4/6.D2.S1R.T	1SNA 199 456 R2100
	contact control pull lever	
Grey with black	M 4/6.D2.S1R.T23	1SNA 199 455 R2000
	contact control pull lever	

Characteristics

Wire size		IEC		UL/CSA	
		NFC	DIN		
Screw clamp	Rigid	0,2-4 mm ²		24-10 AWG	
Flexible		0,2-4 mm ²		24-10 AWG	

Voltage		Current	
Rated voltage	500 V	Rated	10 A
Impulse withstand	6 kV	Rated	10 A
Pollution degree	3		

Wire size

Rated/gauge		4 mm ² / A4		10 AWG	
Wire stripping length	Recommended screwdriver	Recommended torque	Protection		
9,5 mm .374 "	4 mm .157 "	0,5-0,6 Nm 4.4-5.3 lb.in	IP 20 NEMA 1		

Type	Part number	
PC6 V2 35 A	2 poles	1SNA 113 546 R1400
PC6 V2 35 A	3 poles	1SNA 116 536 R0500
PC6 V2 35 A	4 poles	1SNA 116 537 R0600
PC6 V2 35 A	10 poles	1SNA 113 548 R2600
EIP V2		1SNA 113 550 R2400
AD2,5 V2 24 A		1SNA 114 205 R2000
CBD2S		1SNA 178 408 R1400

Type	Part number	
FC2(1) DIA. 2 mm		1SNA 007 865 R2600
PC6 V2 35 A	2 poles	1SNA 113 546 R1400
PC6 V2 35 A	3 poles	1SNA 116 536 R0500
PC6 V2 35 A	4 poles	1SNA 116 537 R0600
PC6 V2 35 A	10 poles	1SNA 113 548 R2600
EIP V2		1SNA 113 550 R2400
AD2,5 V2 24 A		1SNA 114 205 R2000
CBD2S		1SNA 178 408 R1400

(1) For M 4/6.D2.S1R.T only

Heavy duty switch terminal blocks with removable plug

Screw clamp

DIN 1 - DIN 3



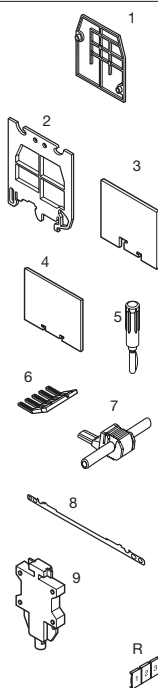
End stop		th. 9 mm	BADL	V0	1SNA 399 903 R0200
End stop		th. 10 mm	BAM2	V2	1SNA 206 351 R1600
End stop		th. 10 mm	BAM2 V0	V0	1SNA 296 351 R0000
Rail		35 x 7,5 x 1	PR3.Z2		1SNA 174 300 R1700
Rail		35 x 15 x 2,3	PR4		1SNA 168 500 R1200
Rail		35 x 15 x 1,5	PR5		1SNA 168 700 R2200
Rail		32 x 15 x 1,5	PR1.Z2		1SNA 163 050 R0400

Other end stops, rails and accessories : see section on accessories.

Notes

The use of some accessories may decrease the block's voltage rating. For more information, consult us.

Accessories

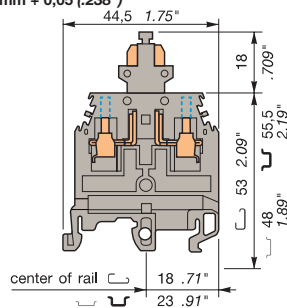


1	End section	grey orange
2	Separator end section (rail)	grey
3	Separator end section	grey
4	Separator end section	grey
5	Test plug	
6	Comb type jumper bar	35 A
7	IDC jumper	
8	Shield connector	
9	Removable plug	

R See section on markers marking method

M 4/6.SNBT3

Spacing 6 mm + 0,05 (.238")



6 mm block - Switch connection by removable plug - Equipped with two test socket screws DIA. 2 mm / .079".

Colour	Type	Part numbers
Grey	<input type="checkbox"/>	M 4/6.SNBT3 1SNA 115 439 R1300

Characteristics

Wire size		IEC	DIN	UL	CSA
Screw clamp	Rigid	0,5-4 mm ²		22-10 AWG	24-12 AWG
	Flexible	0,5-4 mm ²		22-10 AWG	24-12 AWG

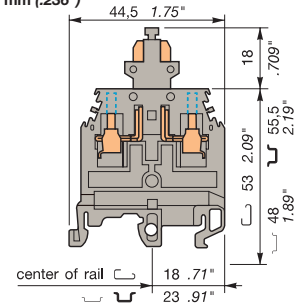
Voltage		320 V	300 V	300 V
Rated				
Impulse withstand		4 kV		
Pollution degree		3		

Current		10 A	20 A	10 A
Rated				

Wire size		4 mm ² / A4	10 AWG	12 AWG
Rated / Gauge				
Wire stripping length	Recomm. screwdriver	Recomm. torque	Protection	
9,5 mm .374 "	4 mm .157"	0,5-0,6 Nm 3.5-5.3 lb.in	IP 20 NEMA 1	

M 4/6.SNBT4

Spacing 6 mm (.236")



6 mm block - Switch connection by removable plug - Equipped with two test socket screws DIA. 2,3 mm / .090".

Colour	Type	Part numbers
Grey	<input type="checkbox"/>	M 4/6.SNBT4 1SNA 115 496 R0500

Characteristics

Wire size		IEC	DIN	UL	CSA
Screw clamp	Rigid	0,5-4 mm ²			
	Flexible	0,5-4 mm ²			

Voltage		320 V		
Rated				
Impulse withstand		4 kV		
Pollution degree		3		

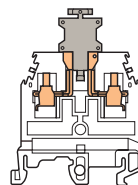
Current		10 A		
Rated				

Wire size		4 mm ² / A4		
Rated / Gauge				
Wire stripping length	Recomm. screwdriver	Recomm. torque	Protection	
9,5 mm .374 "	4 mm .157"	0,5-0,6 Nm 3.5-5.3 lb.in	IP 20 NEMA 1	

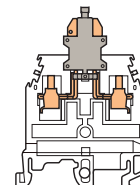
Type	Part numbers	
FEM62	th. 3 mm	1SNA 114 994 R0700
FEM62	th. 3 mm	1SNA 103 612 R2500
SCFM6	th. 3 mm	1SNA 114 825 R0500
SCFEX1	th. 2,4 mm	1SNA 103 619 R0400
SCFEX3	th. 2,4 mm	1SNA 103 620 R0100
FC2	DIA. 2 mm	1SNA 007 865 R2600
PC61	10 poles	1SNA 163 311 R2200
AD2,5		1SNA 114 205 R2000
CBM5	th. 0,5 mm	1SNA 178 745 R1400
CBM8	th. 0,8 mm	1SNA 178 746 R1500
6E	delivered with block	1SNA 117 280 R2200

Type	Part numbers	
FEM62	th. 3 mm	1SNA 114 994 R0700
FEM62	th. 3 mm	1SNA 103 612 R2500
SCFM6	th. 3 mm	1SNA 114 825 R0500
SCFEX1	th. 2,4 mm	1SNA 103 619 R0400
SCFEX3	th. 2,4 mm	1SNA 103 620 R0100
PC61	10 poles	1SNA 163 311 R2200
AD2,5		1SNA 114 205 R2000
CBM5	th. 0,5 mm	1SNA 178 745 R1400
CBM8	th. 0,8 mm	1SNA 178 746 R1500
6E	delivered with block	1SNA 117 280 R2200

Removable plug position closed circuit



Removable plug position open circuit



RC65 - RC610 Sides of block
(1) End sections and separators snapped on rails.

RC65 - RC610 Sides of block

Notes



Selection guide for different types of plugs		Block spacing 5 mm	Block spacing 6 mm	Block spacing 8 mm		
Types of plugs	Types of fuses	MA 2,5/5.SB	M 4/6.SB M 4/6.SBT.4A M 4/6.D2.SB	M 4/6.S	M 6/8.SB	M 6/8.S
Switching function	Short-circuit plug		 Plug closed 18,5 .73" open 26,5 1.04" Without test BNC62 1SNA 116 853 R1300 BNC62 V0 1SNA 196 853 R1400		 Plug closed 26,5 1.04" open 34,5 1.36" With test BNCT82 1SNA 116 926 F0400 BNCT82 V0 1SNA 196 926 F0500	
	Plug with solder tags	Soldered fuses type FUBS - 0,5 to 5 A - 250 V 	 Plug closed 18,5 .73" open 29 1.14" BNS5 1SNA 116 702 F2400 BNS5 V0 1SNA 196 702 F2500	 Plug closed 21 .83" open 29 1.14" BNS6 1SNA 113 240 F0500		 Plug closed 25 .98" open 33 1.30" BNS8 1SNA 113 794 F1500
Fuse protection function	Plug with solder tags and screws (1)	Soldered fuses type FUBS - 0,5 to 5 A - 250 V Flat fuses type FUPLV - 1 to 5 A - 250 V 	 Plug closed 18,5 .73" open 26,5 1.04" BNSV62 1SNA 116 854 R1400 BNSV62 V0 1SNA 196 854 R1500	 Plug closed 21 .83" open 29 1.14" BNSV6 1SNA 114 348 F0600	 Plug closed 26,5 1.04" open 34,5 1.36" BNSV82 1SNA 116 927 F0500 BNSV82 V0 1SNA 196 927 F0600	 Plug closed 25 .98" open 33 1.30" BNSV8 1SNA 114 349 F0700
	Fuse holder plug	Automotive miniature fuses (2) type MINI®Blade fuse 2 A to 3 A - 32 V maxi 	 5,4 .21" BFAUTO 1SNA 299 486 F2400 V0 black			
	Fuse holder plug	Fuses 5 x 20 type FU520 - 0,5 to 5 A - 250 V Fuses 5 x 25 type FU525 - 1,6 to 6,3 A - 250 V 	 Plug closed 29 1.14" open 37 1.46" BNF652 1SNA 116 998 R1500 BNF652 V0® 1SNA 196 998 R1600 BNF652D® 1SNA 116 999 R1600 BNF652D1® 1SNA 116 966 R1400 BNF652L® 1SNA 116 967 R1500		 Plug closed 26,5 1.04" open 34,5 1.36" BNF52 1SNA 116 924 F0200 BNF52 V0 1SNA 196 924 F0300	 Plug closed 25 .98" open 33 1.30" BNF5 1SNA 113 795 F1600

Types of fuses

Soldered fuses 250 V

FUBS	0,5 A	1SNA 174 893 R1600
FUBS	1 A	1SNA 174 894 R1700
FUBS	2 A	1SNA 174 895 R1000
FUBS	3 A	1SNA 174 896 R1100
FUBS	5 A	1SNA 174 897 R1200

Flat fuses 250 V

FUPLV	1 A	1SNA 008 096 R2000
FUPLV	2 A	1SNA 008 097 R2100
FUPLV	5 A	1SNA 008 098 R2000

Fuses 5 x 20 mm 250 V

FU520	0,5 A	1SNA 008 288 R1500
FU520	1 A	1SNA 008 290 R1300
FU520	2 A	1SNA 008 291 R0000
FU520	3.15 A	1SNA 008 289 R1600
FU520	5 A	1SNA 008 292 R0100

Automotive miniature fuses 32 V max.

FUAUTO	2 A	1SNA 179 879 R1400
FUAUTO	3 A	1SNA 179 880 R0200

Fuses 5 x 25 mm 250 V

FU525	1.6 A	1SNA 167 546 R2200
FU525	2 A	1SNA 167 547 R2300
FU525	2.5 A	1SNA 167 548 R0400
FU525	4 A	1SNA 167 549 R0500
FU525	6.3 A	1SNA 167 550 R0200

Note : (1) Compatible with electronic components max. diameter or thickness for components : - plug BNSV62 : 4 mm / .157" max. - plug BNSV82 : 6 mm / .236" max. (2) For all fuses, the dissipated load should remain under 0,8 W. (3) With LED 24 V AC/DC. (4) With LED 48 V AC/DC. (5) With neon lamp 110-230 V AC/DC. (6) Except M 4/6.D2.SB

Heavy duty switch terminal blocks with plug

Screw clamp

DIN 1 - DIN 3



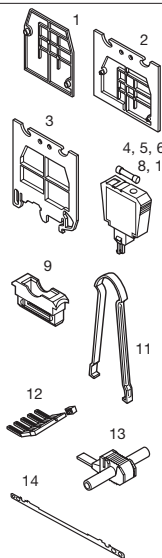
End stop		th. 9 mm	BADL	V0	1SNA 399 903 R0200
End stop		th. 10 mm	BAM2	V2	1SNA 206 351 R1600
End stop		th. 10 mm	BAM2 V0	V0	1SNA 296 351 R0000
Rail		35 x 7,5 x 1	PR3.Z2		1SNA 174 300 R1700
Rail		35 x 15 x 2,3	PR4		1SNA 168 500 R1200
Rail		35 x 15 x 1,5	PR5		1SNA 168 700 R2200
Rail		32 x 15 x 1,5	PR1.Z2		1SNA 163 050 R0400

Other end stops, rails and accessories : see section on accessories.

Notes

The use of some accessories may decrease the block's voltage rating. For more information, consult us.

Accessories



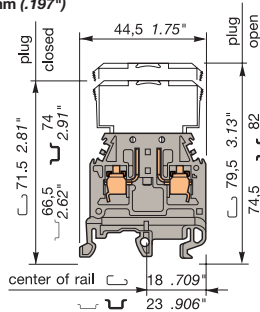
1	End section	grey beige		
2	Separator end section (block)			
3	Separator end section (rail)			
4	Short circuit plug(2)			
5	Short circuit plug+test(2)			
6	Plug with solder tags (2)			
7	Plug with solder tags and screw(2)			
8	Plug equipped with a diode (1N 4007)			
9	Fuse-holder plug for car manufact.(2)			
10	Fuse-holder plug (for fuses 5x20 or 5x25)(2) BNF652 with LED 24 V AC/DC BNF652 with LED 48 V AC/DC BNF652 with neon 110/230 V AC/DC			
11	Plug extractor			
12	Comb-type jumper bar			
13	IDC jumper			
14	Shield connector			



R See section on marking method

MA 2,5/5.SB

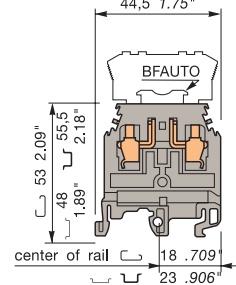
Spacing 5 mm (.197")



5 mm block - switch connection by polarized plug delivered separately.

M 4/6.SB

Spacing 6 mm + 0,05 (.238")



5 mm block - switch connection by polarized plug delivered separately.



Colour	Type	Part numbers
Grey	<input type="checkbox"/> MA 2,5/5.SB	1SNA 115 506 R1700

Colour	Type	Part numbers
Grey	<input type="checkbox"/> M 4/6.SB	1SNA 115 435 R0700
Beige V0	<input type="checkbox"/> M 4/6.SB.V0	1SNA 195 435 R0000

Characteristics

Wire size		IEC	DIN	UL	CSA
Screw clamp	Rigid	0,5-4 mm ²			
	Flexible	0,5-2,5 mm ²			

Characteristics

Wire size		IEC	DIN	UL	CSA
Screw clamp	Rigid	0,5-4 mm ²			
	Flexible	0,5-4 mm ²			

Voltage		Rated	Impulse withstand	Pollution degree
Rated		320 V(3)		
Impulse withstand			4 kV	
Pollution degree				3

Voltage		Rated	Impulse withstand	Pollution degree
Rated		250 V(3)		
Impulse withstand			4 kV	
Pollution degree				3

Current		Rated
Rated		10 A

Current		Rated
Rated		10 A

Wire size		Rated	
Rated		2,5 mm ² / A3	
Wire stripping length (screw)	Recommended screwdriver(screw)	Recommended torque (screw)	Protection
10 mm .394 "	3,5 mm .138 "	0,4-0,6 Nm 3.5-5.3 lb.in	IP 20 NEMA 1

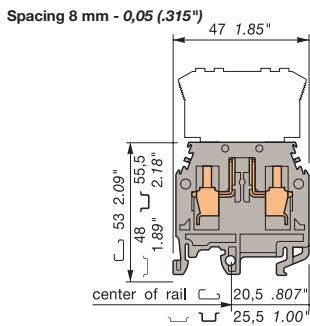
Wire size		Rated	
Rated		4 mm ² / A4	
Wire stripping length (screw)	Recommended screwdriver(screw)	Recommended torque (screw)	Protection
9,5 mm .374 "	4 mm .157 "	0,5-0,8 Nm 4.4-7.1 lb.in	IP 20 NEMA 1

Type	Part numbers
FEM6	th. 2,8 mm 1SNA 118 368 R1600
SCF6	th. 3 mm 1SNA 118 707 R0300
SCFM6	th. 3 mm 1SNA 114 825 R0500
BNS5	1SNA 116 702 R2400
BNS5 V0	1SNA 196 702 R2500
EXBN2	1SNA 171 018 R2000
CBM5	th. 0,5 mm 1SNA 178 745 R1400
CBM8	th. 0,8 mm 1SNA 178 746 R1500

Type	Part numbers
FEM62	th. 3 mm 1SNA 114 994 R0700
FEM62 V0	th. 3 mm 1SNA 194 994 R0000
SCF6	th. 3 mm 1SNA 118 707 R0300
SCFM6	th. 3 mm 1SNA 114 825 R0500
BNC62	th. 6 mm 1SNA 116 853 R1300
BNC62 V0	th. 6 mm 1SNA 196 853 R1400
BNSV62	1SNA 116 854 R1400
BNSV62 V0	1SNA 196 854 R1500
BNS6DG1	1SNA 400 146 R0000
BFAUTO	black 1SNA 299 486 R2400
BNF652	th. 6 mm 1SNA 116 998 R1500
BNF652V0	th. 6 mm 1SNA 196 998 R1600
BNF652 D (1)	th. 6 mm 1SNA 116 999 R1600
BNF652 D1(1)	th. 6 mm 1SNA 116 966 R1400
BNF652 L (1)	th. 6 mm 1SNA 116 967 R1500
EXBN2	1SNA 171 018 R2000
PC61	35 A 10 poles 1SNA 163 311 R2200
AD2,5	24 A 1SNA 114 205 R2000
CBM5	th. 0,5 mm 1SNA 178 745 R1400
CBM8	th. 0,8 mm 1SNA 178 746 R1500

RC510 on plug RC55 - RC510 Block sides RC610 on plug RC65 - RC610 Block sides
 Note : (1) Leakage current : - with LED 24V or 48V : < 1,6 mA. (3) Insulation voltage - operating voltage : according to fuse.
 - with neon lamp 110 or 230 V AC/DC : < 0,5 mA.
 (2) See selection guide for dimensions of plug and types of fuses to use.

M 6/8.SB



8 mm block - switch connection by polarized plug delivered separately.



Colour	Type	Part numbers
Grey	<input type="checkbox"/> M 6/8.SB	1SNA 115 436 R0000
Beige V0	<input type="checkbox"/> M 6/8.SB.V0	1SNA 195 436 R0100

Characteristics

Wire size

		IEC		UL	CSA
		NFC	DIN		
Screw clamp	Rigid	0,5-10 mm ²		22-10 AWG	20-12 AWG
	Flexible	0,5-6 mm ²		22-10 AWG	20-12 AWG

Voltage

Rated	400 V(3)	300 V	300 V
Impulse withstand	4 kV		
Pollution degree	3		

Current

Rated	15 A	20 A	10 A
-------	------	------	------

Wire size

Rated	6 mm ² / A5	10 AWG	12 AWG
Wire stripping length	Recommended screwdriver	Recommended torque	Protection
12 mm .472"	4-5 mm .157" - .197"	0,8-1 Nm 7.1-8.9 lb.in	IP 20 NEMA 1

Type

Type	Part numbers
FEM8	th. 3 mm 1SNA 113 373 R2600
FEM8 V0	V0 th. 3 mm 1SNA 193 373 R2700

BNCT82	grey	1SNA 116 926 R0400
BNCT82 V0	V0 beige	1SNA 196 926 R0500
BNSV82	grey	1SNA 116 927 R0500
BNSV82 V0	V0 beige	1SNA 196 927 R0600

BNF52	grey	1SNA 116 924 R0200
BNF52	orange	1SNA 105 133 R1700
BNF52 V0	V0 beige	1SNA 196 924 R0300

EXBN2	50 A	10 poles	1SNA 171 018 R2000
PC8 (4)	50 A	10 poles	1SNA 163 313 R2400
AD2,5	24 A		1SNA 114 205 R2000

RC610 On plug RC810 Sides of block
(4) Other pole numbers, see accessories.

BFAUTO

Fuse holder plug for automotive "miniature" fuse

The fuse holder plug **BFAUTO** is a clever solution for a fuse application in a tight space : **spacing 6 mm**.

The **BFAUTO** holds "miniature" automotive fuses type **MINI® Blade** and can be plugged into ENTRELEC heavy duty switch terminal blocks spacing 6 mm. It can be used with Screw clamp and insulation displacement, ADO terminal blocks (see right column).

It can be used with test plugs FC2 or test devices on screw head DCJ or DCG.

MINI® Blade Fuse is a **LITTLEFUSE** trade mark.

Type Part numbers

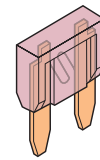
Fuse holder plug	
BFAUTO black V0	1SNA 299 486 R2400
Fuses - 32 V max.	
FUAUTO 2A	1SNA 179 879 R1400
FUAUTO 3A	1SNA 179 880 R0200
FUAUTO 5A	1SNA 211 277 R0000
Extraction tool	
EXBN2	1SNA 171 018 R2000

Characteristics

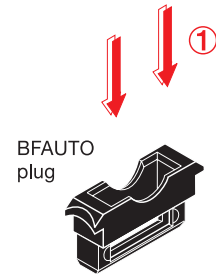
	IEC		UL	CSA
	NFC	DIN		
Voltage				
Rated	320 V (1)			
Impulse withstand	3 kV			
Pollution degree	3			
Current				
Rated	3 A maxi			

(1) *Insulation voltage of the plug.
Use voltage according to fuse.
For all fuses, the power loss must remain under 0,8 W.*

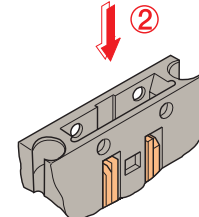
MOUNTING



Automotive "miniature" fuse



BFAUTO plug

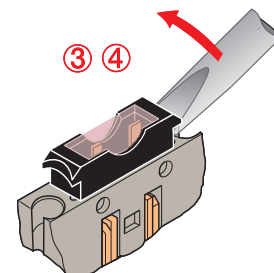


Switch terminal block spacing 6 mm

1 - Insert the miniature fuse into the BFAUTO plug.

2 - Insert the assembly (fuse + BFAUTO plug) into the terminal block by pushing on the fuse.

REMOVAL

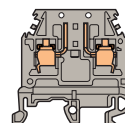


3 - Remove the assembly fuse + BFAUTO plug manually or with a screwdriver making a rotative action or with the help of the EXBN2 extraction tool.

4 - Remove manually the fuse out of the BFAUTO plug.

M 4/6.SB

Spacing 6 mm + 0,05(.238")



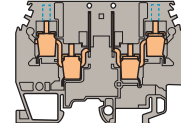
M 4/6.SB 1SNA 115 435 R0700

Limited to 3 A FUAUTO maxi. fuses.

See standard block M 4/6.SB

M 4/6.SBT.4A

Spacing 6 mm + 0,05 (.238")



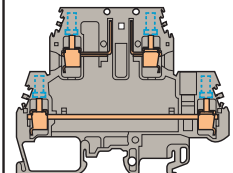
M 4/6.SBT.4A 1SNA 115 555 R1700

Limited to 3 A FUAUTO maxi. fuses.

See standard block M 4/6.SBT.4A

M 4/6.D2.SB

Spacing 6 mm + 0,05 (.238")



M 4/6.D2.SB 1SNA 115 702 R2300

Limited to 3 A FUAUTO maxi. fuses.

See standard block M 4/6.D2.SB

Characteristics and accessories

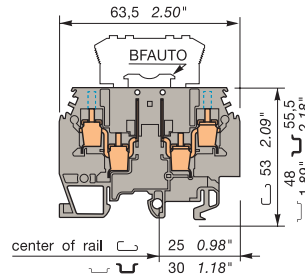
Heavy duty switch terminal blocks with plug

Double Screw clamp

DIN 1 - DIN 3

M 4/6.SBT.4A

Spacing 6 mm + 0,05 (.238")



6 mm block - switch connection by polarized plug delivered separately, equipped with 2 test socket-screws DIA. 2 mm.



Colour	Type	Part numbers
Grey	<input type="checkbox"/> M 4/6.SBT.4A	1SNA 115 555 R1700
Beige V0	<input type="checkbox"/> M 4/6.SBT.4A.V0	1SNA 195 555 R1000

Characteristics

Wire size		IEC	UL	CSA
		NFC	DIN	
Screw clamp	Rigid	0,5-4 mm ²		
	Flexible	0,5-4 mm ²		

Voltage			
Rated	250 V(2)		
Impulse withstand	4 kV		
Pollution degree	3		

Current			
Nominale	10 A		

Wire size				
Rated		4 mm ² / A4		
Wire stripping length	Recommended screwdriver	Recommended torque	Protection	
9,5 mm .374"	4 mm .157"	0,5-0,6 Nm 4.4-5.3 lb.in	IP 20 NEMA 1	

End stop		th. 9 mm	BADL	V0	1SNA 399 903 R0200
End stop		th. 10 mm	BAM2	V2	1SNA 206 351 R1600
End stop		th. 10 mm	BAM2 V0	V0	1SNA 296 351 R0000
Rail		35 x 7,5 x 1	PR3.Z2		1SNA 174 300 R1700
Rail		35 x 15 x 2,3	PR4		1SNA 168 500 R1200
Rail		35 x 15 x 1,5	PR5		1SNA 168 700 R2200
Rail		32 x 15 x 1,5	PR1.Z2		1SNA 163 050 R0400

Other end stops, rails and accessories : see section on accessories.

Notes

The use of some accessories may decrease the block's voltage rating. For more information, consult us.

Accessories

- End section grey
beige
- Short circuit plug(3)
- Plug with solder tags and screw(3)
- Fuse-holder plug for automotive fuse (3)
- Fuse-holder plug (for fuses 5x20 or 5x25)
BNF652 with LED 24 V AC/DC
BNF652 with LED 48 V AC/DC
BNF652 with neon 110/230VAC/DC(3)
- Plug extractor
- Test plug
- Comb-type jumper bar 35 A
- IDC jumper

Type			Part numbers
FEM6.4A	th. 3 mm		1SNA 116 629 R2200
FEM4A V0 V0	th. 3 mm		1SNA 196 629 R2300
BNC62	th. 6 mm		1SNA 116 853 R1300
BNC62 V0 V0	th. 6 mm		1SNA 196 853 R1400
BNSV62			1SNA 116 854 R1400
BNSV2 V0 V0			1SNA 196 854 R1500
BFAUTO V0	black		1SNA 299 486 R2400
BNF652	th. 6 mm		1SNA 116 998 R1500
BNF652V0 V0	th. 6 mm		1SNA 196 998 R1600
BNF652 D (1)	th. 6 mm		1SNA 116 999 R1600
BNF652 D1(1)	th. 6 mm		1SNA 116 966 R1400
BNF652 L (1)	th. 6 mm		1SNA 116 967 R1500
EXBN2			1SNA 171 018 R2000
FC2	DIA. 2 mm		1SNA 007 865 R2600
PC61	10 poles		1SNA 163 311 R2200
AD2,5			1SNA 114 205 R2000



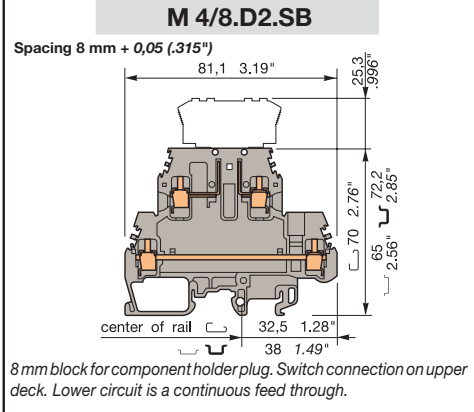
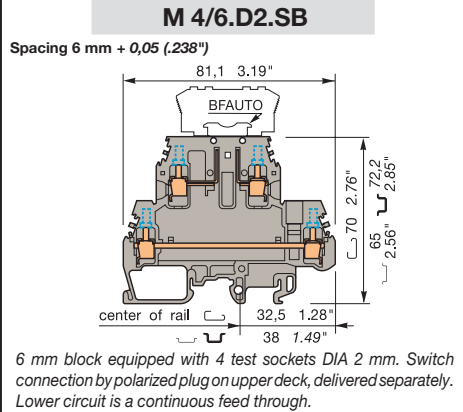
R See section on markers marking method

RC65 - RC610 Block sides RC610 on plug

Note : (1) Leakage current : - with LED 24V or 48V : < 1,6 mA. (3) Insulation voltage - operating voltage : according to fuse.
- with neon lamp 110 or 230V AC/DC : < 0,5 mA.
(2) See selection guide for dimensions of plug and types of fuses to use.

Heavy duty switch terminal blocks with plug Double deck Screw clamp

DIN 1 - DIN 3



End stop	th. 12 mm	BADH	V2	1SNA 116 900 R2700
End stop	th. 9,1 mm	BAMH	V2	1SNA 114 836 R0000
End stop	th. 9,1 mm	BAMH V0	V0	1SNA 194 836 R0100
Rail	35 x 7,5 x 1	PR3.Z2		1SNA 174 300 R1700
Rail	35 x 15 x 2,3	PR4		1SNA 168 500 R1200
Rail	35 x 15 x 1,5	PR5		1SNA 168 700 R2200
Rail	32 x 15 x 1,5	PR1.Z2		1SNA 163 050 R0400

Other end stops, rails and accessories : see section on accessories.

Notes

The use of some accessories may decrease the block's voltage rating. For more information, consult us.

Colour	Type	Part number
Grey	<input type="checkbox"/> M 4/6.D2.SB	1SNA 115 702 R2300

Characteristics

wirer size		IEC	DIN	UL	CSA
Screw clamp	Rigid	0,5-4 mm ²			
	Flexible	0,5-4 mm ²			

Colour	Type	Part number
Grey	<input type="checkbox"/> M 4/8.D2.SB	1SNA 115 608 R0500

Characteristics

wirer size		IEC	DIN	UL	CSA
Screw clamp	Rigid	0,5-4 mm ²			
	Flexible	0,5-4 mm ²			

Voltage

rated	250 V(5)
Impulse withstand	4 kV
Pollution degree	3

Current

Nomiale	10 A
---------	------

Wire size

Rated	4 mm ² / A4
-------	------------------------

Wire stripping length (screw)	Recommended screwdriver(screw)	Recommended torque (screw)	Protection
9,5 mm .374 "	4 mm .157"	0,5-0,6 Nm 4.4-5.3 lb.in	IP 20 NEMA 1

Voltage

rated	250 V(5)
Impulse withstand	4 kV
Pollution degree	3

Current

Nomiale	10 A
---------	------

Wire size

Rated	4 mm ² / A4
-------	------------------------

Wire stripping length (screw)	Recommended screwdriver(screw)	Recommended torque (screw)	Protection
9,5 mm .374 "	4 mm .157"	0,5-0,6 Nm 4.4-5.3 lb.in	IP 20 NEMA 1

Accessories

1	End section	grey
2, 3, 6	Short circuit plug(6)	
3	Plug with solder tags and screw(6)	
4	Component holder plug	
5	Fuse-holder plug for car manufact.(6)	
6	Fuse-holder plug (for fuses 5x20 or 5x25)	
7	Plug extractor	
8	Test plug	
9	Assembled jumper bar (with IP20 protection)	
10	Assembled jumper bar (without IP20 protection)	
11	Connector plate	
12	Jumper bar	
13	Post + screw + washer	
14	Pivoting jumper bar	
15	Comb-type jumper bar	35 A
	IDC jumper	
	Shield connector	
R	See section on markers marking method	

Type	Part numbers	
FEMS6D	th. 1 mm	1SNA 116 591 R0500
BNC62	th. 6 mm	1SNA 116 853 R1300
BNSV62		1SNA 116 854 R1400
BFAUTO	V0 black	1SNA 299 486 R2400
BNF652	th. 6 mm	1SNA 116 998 R1500
BNF652 D (4)	th. 6 mm	1SNA 116 999 R1600
BNF652 D1(4)	th. 6 mm	1SNA 116 966 R1400
BNF652 L (4)	th. 6 mm	1SNA 116 967 R1500
EXBN2		1SNA 171 018 R2000
FC2	DIA. 2 mm	1SNA 007 865 R2600
BJM6D (1)(2)	32 A 2 poles	1SNA 173 515 R1100
BJM6D (1)(2)	32 A 3 poles	1SNA 173 516 R1200
BJM6D (1)(2)	32 A 4 poles	1SNA 173 517 R1300
BJM6D (1)(2)	32 A 5 poles	1SNA 173 519 R2500
BJM6D (1)(2)	32 A 10 poles	1SNA 173 520 R2200
BJM6D (1)(2)	32 A 2 poles	1SNA 179 668 R2000
BJMI6D (1)(2)	32 A 2 poles	1SNA 179 669 R2100
BJMI6D (1)(2)	32 A 3 poles	1SNA 179 670 R2600
BJMI6D (1)(2)	32 A 4 poles	1SNA 179 671 R1300
BJMI6D (1)(2)	32 A 5 poles	1SNA 179 672 R1400
BJMI6D (1)(2)	32 A 10 poles	1SNA 173 627 R2100
EL6	35 A	1SNA 168 485 R2700
BJS61 (1)(2)(3)	32 A 10 poles	1SNA 168 400 R1600
EV6D		1SNA 167 225 R2000
BJP61	35 A	1SNA 163 311 R2200
PC61	35 A 10 poles	1SNA 114 205 R2000
AD2,5	24 A	1SNA 178 408 R1400
CBD2S		

Type	Part numbers	
FEM8D1	th. 2 mm	1SNA 116 656 R2500
BNF A8	grey th. 7,9 mm	1SNA 116 852 R1200
BJM8	2 poles	1SNA 168 520 R0500
BJM8	3 poles	1SNA 168 521 R2200
BJM8	4 poles	1SNA 168 522 R2300
BJM8	5 poles	1SNA 168 523 R2400
BJM8	10 poles	1SNA 168 974 R0000
BJMI8	2 poles	1SNA 176 669 R1600
BJMI8	3 poles	1SNA 176 670 R1300
BJMI8	4 poles	1SNA 176 671 R0000
BJMI8	5 poles	1SNA 176 672 R0100
BJMI8	10 poles	1SNA 176 673 R0200
BJS8 (3)	20 poles	1SNA 174 789 R0500
BJP82	50 A	1SNA 163 169 R0400

Note : (1) Use of these accessories requires the user to cut out the partition. (2) For lower deck only. (3) For other numbers of poles, see accessories. (4) Leakage current : - with LED 24V or 48V : < 1,6 mA - with neon lamp 110 or 230V AC/DC : < 0,5 mA. (5) Insulation voltage - operating voltage : according to fuse. (6) See selection guide for plug size and fuse type to use.



Switch terminal blocks with plug

Screw clamp

DIN 1 - DIN 3



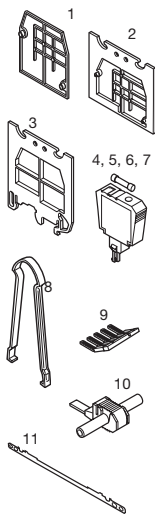
End stop		th. 9 mm	BADL	V0	1SNA 399 903 R0200
End stop		th. 10 mm	BAM2	V2	1SNA 206 351 R1600
End stop		th. 10 mm	BAM2 V0	V0	1SNA 296 351 R00000
Rail		35 x 7,5 x 1	PR3.Z2		1SNA 174 300 R1700
Rail		35 x 15 x 2,3	PR4		1SNA 168 500 R1200
Rail		35 x 15 x 1,5	PR5		1SNA 168 700 R2200
Rail		32 x 15 x 1,5	PR1.Z2		1SNA 163 050 R0400

Other end stops, rails and accessories : see section on accessories.

Notes

The use of some accessories may decrease the block's voltage rating. For more information, consult us.

Accessories



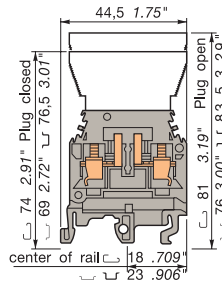
- End section grey
- Separator end section (block)
- Separator end section (rail)
- Plug with solder tags (4)
- Plug with solder tags and screws (4)
- Plug equipped with a diode (1N 4007)
- Fuse-holder plug (for fuses 5x20 or 5x25) (4)
- Plug extractor
- Comb type jumper bar
- IDC jumper
- Shield connector



R See section on marking method

M 4/6.S

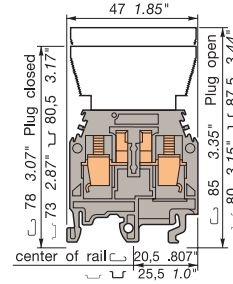
Spacing 6 mm + 0,05 (.238")



6 mm block - switch connection by polarized plug (delivered separately).

M 6/8.S

Spacing 8 mm - 0,05 (.315")



8 mm block - switch connection by polarized plug (delivered separately).

Colour	Type	Part numbers
Grey	<input type="checkbox"/> M 4/6.S	1SNA 115 213 R1000

Colour	Type	Part numbers
Grey	<input type="checkbox"/> M 6/8.S	1SNA 115 234 R1500

Characteristics

Wire size		IEC	UL	CSA
		NFC DIN		
Screw	Rigid	0,5-4 mm ²	22-10 AWG	
	Flexible	0,5-4 mm ²	22-10 AWG	

Characteristics

Wire size		IEC	UL	CSA
		NFC DIN		
Screw	Rigid	0,5-10 mm ²	22-8 AWG	
	Flexible	0,5-6 mm ²	22-8 AWG	

Voltage		160 V(5)	600 V
Rated			
Impulse withstand		2,5 kV	
Pollution degree		3	

Voltage		160 V(5)	600 V
Rated			
Impulse withstand		2,5 kV	
Pollution degree		3	

Current		10 A	10 A
Rated			
Wire size		4 mm ² / A4	10 AWG
Rated / Gauge			
Wire stripping length	Recomm. screwdriver	Recomm. torque	Protection
9,5 mm .374 "	4 mm .157"	0,5-0,8 Nm 4.4-7.1 lb.in	IP 20 NEMA 1

Current		16 A	20 A
Rated			
Wire size		6 mm ² / A5	8 AWG
Rated / Gauge			
Wire stripping length	Recomm. screwdriver	Recomm. torque	Protection
12 mm .472 "	4-5 mm .157" - .197"	0,8-1 Nm 7.1-8.9 lb.in	IP 20 NEMA 1

Type			Part numbers
FEM6	th. 2,8 mm		1SNA 118 368 R1600
SCF6	th. 3 mm		1SNA 118 707 R0300
SCFM6	th. 3 mm		1SNA 114 825 R0500
BNS6 (1)			1SNA 113 240 R0500
BNSV6			1SNA 114 348 R0600
BNS6DD1			1SNA 103 273 R0100
BNS6DG1			1SNA 103 275 R0300
EXBN2			1SNA 171 018 R2000
PC61	35 A	10 poles	1SNA 163 311 R2200
AD2,5	24 A		1SNA 114 205 R2000
CBM5	th. 0,5 mm		1SNA 178 745 R1400
CBM8	th. 0,8 mm		1SNA 178 746 R1500

Type			Part numbers
FEM8	th. 3 mm		1SNA 113 373 R2600
SCFM6	th. 3 mm		1SNA 114 825 R0500
BNS8 (2)			1SNA 113 794 R1500
BNSV8			1SNA 114 349 R0700
BNF5			1SNA 113 795 R1600
EXBN2			1SNA 171 018 R2000
PC8 (3)	50 A	10 poles	1SNA 163 313 R2400

RC65 - RC610 Sides of block

RC810 Sides of block

Note : (1) Soldered connection max. 23 x 8 - thickness 4 mm. (2) Soldered connection max. 23 x 8 - thickness 6 mm. (3) For other pole numbers, see accessories. (4) See choice guide for dimensions of the plug and types of fuses to be used. (5) Insulation voltage - use voltage : according fuse.

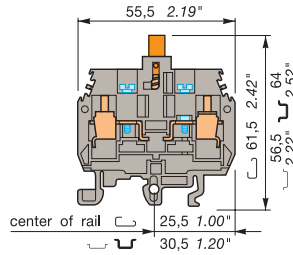
Heavy duty switch terminal blocks with push-turn knob

Screw clamp

DIN 1 - DIN 3

M 6/8.STP1

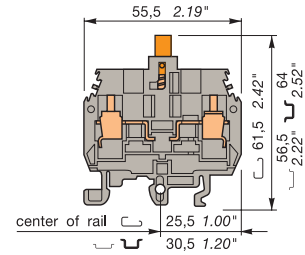
Spacing 8 mm - 0,05 (.315")



M 6/8.STP with an orange push-turn knob - Can be sealed in the open and closed position. Block equipped with 2 test sockets DIA. 4 mm / .16".

M 6/8.STP2

Spacing 8 mm - 0,05 (.315")



Switch connection by an orange push-turn knob (1/4 turn) which can be sealed in the open and closed position.

End stop	th. 9 mm	BADL	V0	1SNA 399 903 R0200
End stop	th. 10 mm	BAM2	V2	1SNA 206 351 R1600
End stop	th. 10 mm	BAM2 V0	V0	1SNA 296 351 R0000
Rail	35 x 7,5 x 1	PR3.Z2		1SNA 174 300 R1700
Rail	35 x 15 x 2,3	PR4		1SNA 168 500 R1200
Rail	35 x 15 x 1,5	PR5		1SNA 168 700 R2200
Rail	32 x 15 x 1,5	PR1.Z2		1SNA 163 050 R0400

Other end stops, rails and accessories : see section on accessories.

Notes

The use of some accessories may decrease the block's voltage rating. For more information, consult us.

Colour	Type	Part numbers
Grey	<input type="checkbox"/>	M 6/8.STP1 1SNA 115 529 R1500

Colour	Type	Part numbers
Grey	<input checked="" type="checkbox"/>	M 6/8.STP2 1SNA 115 499 R1000

Characteristics				
Wire size				
		NFC DIN	UL	CSA
Screw clamp	Rigid	0,5-10 mm ²	22 - 8	8 AWG max.
	Flexible	0,5-6 mm ²		8 AWG max.

Characteristics				
Wire size				
		NFC DIN	UL	CSA
Screw clamp	Rigid	0,5-10 mm ²	22 - 8	8 AWG max.
	Flexible	0,5-6 mm ²		8 AWG max.

Voltage				
Rated		500 V Gr.C	600 V	
Impulse withstand				
Pollution degree				
Current				
Rated		15 A	40 A	15 A
Wire size				
Rated / Gauge		6 mm ²		8 AWG
Wire stripping length	Recomm. screwdriver	Recomm. torque	Protection	
11 mm .433 "	4 mm .157 "	0,8-1 Nm 7,1-8,9 lb.in	IP 10	

Voltage				
Rated		500 V Gr.C	600 V	
Impulse withstand				
Pollution degree				
Current				
Rated		15 A	40 A	15 A
Wire size				
Rated / Gauge		6 mm ²		8 AWG
Wire stripping length	Recomm. screwdriver	Recomm. torque	Protection	
11 mm .433 "	4 mm .157 "	0,8-1 Nm 7,1-8,9 lb.in	IP 10	

Accessories

	1 End section	grey
	2 Circuit separator	grey
	3 Test socket	
	4 Test plug	
	5 Assembled jumper bar	41 A
	6 Post + screw + washer	41 A
	7 Comb-type jumper bar	50 A
	8 IDC jumper	50 A
	9 Connection plug	50 A
	10 Short-circuiting plug with test socket DIA. 4 mm/.16"	24 A
	11 Short-circuiting plug without test	

Type		Part numbers
FEMT1	th. 2,8 mm	1SNA 113 137 R0200
SCFT1	th. 1 mm	1SNA 103 588 R2600
FC4	DIA. 4 mm	1SNA 167 860 R0100
PC8	2 poles	1SNA 116 538 R1700
PC8	3 poles	1SNA 116 539 R1000
PC8	10 poles	1SNA 163 313 R2400
AD2,5		1SNA 114 205 R2000
BP8.A4		1SNA 173 888 R2000
BNSTP1	light ivory	1SNA 196 792 R1700
BNSTP1	grey	1SNA 196 793 R1000
BNSTP2	red	1SNA 196 789 R2400
BNSTP2	grey	1SNA 196 790 R2100

Type		Part numbers
FEMT1	th. 2,8 mm	1SNA 113 137 R0200
SCFT1	th. 1 mm	1SNA 103 588 R2600
AL4	DIA. 4 mm	1SNA 163 240 R1700
FC4 (1)	DIA. 4 mm	1SNA 167 860 R0100
BJS8	2 poles	1SNA 164 581 R1300
BJS8	3 poles	1SNA 164 582 R1400
BJS8	4 poles	1SNA 164 583 R1500
BJS8	5 poles	1SNA 164 737 R2600
BJS8	20 poles	1SNA 174 789 R0500
EV6		1SNA 168 604 R1600
PC8	2 poles	1SNA 116 538 R1700
PC8	3 poles	1SNA 116 539 R1000
PC8	10 poles	1SNA 163 313 R2400
AD2,5		1SNA 114 205 R2000
BP8.A4 (1)		1SNA 173 888 R2000
BNSTP1 (1)	light ivory	1SNA 196 792 R1700
BNSTP1 (1)	grey	1SNA 196 793 R1000
BNSTP2 (1)	red	1SNA 196 789 R2400
BNSTP2 (1)	grey	1SNA 196 790 R2100

R See section on marking method

RC810 Sides of block

RC810 Sides of block








Note : (1) For block equipped with AL4.

Heavy duty switch terminal blocks with push-turn knob

Screw clamp

 **DIN 1 - DIN 3**















End stop		th. 9 mm	BADL	V0	1SNA 399 903 R0200
End stop		th. 10 mm	BAM2	V2	1SNA 206 351 R1600
End stop		th. 10 mm	BAM2 V0	V0	1SNA 296 351 R0000
Rail		35 x 7,5 x 1	PR3.Z2		1SNA 174 300 R1700
Rail		35 x 15 x 2,3	PR4		1SNA 168 500 R1200
Rail		35 x 15 x 1,5	PR5		1SNA 168 700 R2200
Rail		32 x 15 x 1,5	PR1.Z2		1SNA 163 050 R0400

Other end stops, rails and accessories : see section on accessories.

Notes

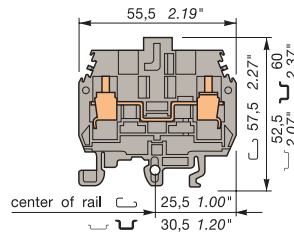
The use of some accessories may decrease the block's voltage rating. For more information, consult us.

Accessories

	1 End section	grey	
	2 Circuit separator	grey	
	3 Test socket		
	4 Test plug		
	5 Assembled jumper bar	41 A	
	6 Post + screw + washer	50 A	
	7 Comb-type jumper bar	50 A	
	8 IDC jumper	24 A	
	9 Connection plug		
	10 Short-circuiting plug with test socket DIA. 4 mm/.16"		
	11 Short-circuiting plug without test		
	R See section on marking method		

M 6/8.STP3

Spacing 8 mm - 0,05 (.315")



8 mm non disconnect terminal block.



Colour	Type	Part numbers
Grey	<input type="checkbox"/> M 6/8.STP3	1SNA 115 500 R2500

Characteristics

Wire size		NFC DIN	UL	CSA
Screw clamp	Rigid	0,5-10 mm ²		8 AWG max.
	Flexible	0,5-6 mm ²		8 AWG max.

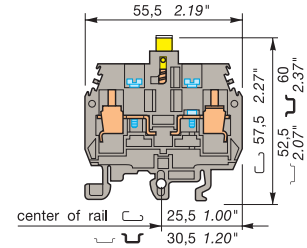
Voltage		500 V Gr.C	600 V
Rated		500 V Gr.C	600 V
Impulse withstand			
Pollution degree			

Current		46 A	15 A
Rated		46 A	15 A

Wire size		6 mm ²	8 AWG
Rated / Gauge		6 mm ²	8 AWG
Wire stripping length	Recomm. screwdriver	Recomm. torque	Protection
11 mm .433"	4 mm .157"	0,8-1 Nm 7,1-8,9 lb.in	IP 10

M 6/8.STP

Spacing 8 mm - 0,05 (.315")



Switch connection by a yellow push-turn knob (1/4 turn), white on top, sealed in the open position. Block equipped with 2 test sockets DIA. 4 mm / .16".



Colour	Type	Part numbers
Grey	<input type="checkbox"/> M 6/8.STP	1SNA 115 277 R2000

Characteristics

Wire size		NFC DIN	UL	CSA
Screw clamp	Rigid	0,5-10 mm ²	22-8 AWG	8 AWG max.
	Flexible	0,5-6 mm ²	22-8 AWG	8 AWG max.

Voltage		500 V Gr.C	600 V	600 V
Rated		500 V Gr.C	600 V	600 V
Impulse withstand				
Pollution degree				

Current		15 A	40 A	15 A
Rated		15 A	40 A	15 A

Wire size		6 mm ²	8 AWG	8 AWG
Rated / Gauge		6 mm ²	8 AWG	8 AWG
Wire stripping length	Recomm. screwdriver	Recomm. torque	Protection	
11 mm .433"	4 mm .157"	0,8-1 Nm 7,1-8,9 lb.in	IP 10	

Type		Part numbers
FEMT1	th. 2,8 mm	1SNA 113 137 R0200
SCFT1	th. 1 mm	1SNA 103 588 R2600
AL4	DIA. 4 mm	1SNA 163 240 R1700
FC4 (1)	DIA. 4 mm	1SNA 167 860 R0100
BJS8	2 poles	1SNA 164 581 R1300
BJS8	3 poles	1SNA 164 582 R1400
BJS8	4 poles	1SNA 164 583 R1500
BJS8	5 poles	1SNA 164 737 R2600
BJS8	10 poles	1SNA 164 584 R1600
BJS8	20 poles	1SNA 174 789 R0500
EV6		1SNA 168 604 R1600
PC8	2 poles	1SNA 116 538 R1700
PC8	3 poles	1SNA 116 539 R1000
PC8	10 poles	1SNA 163 313 R2400
AD2,5		1SNA 114 205 R2000
BP8.A4 (1)		1SNA 173 888 R2000
BNSTP1 (1)	light ivory	1SNA 196 792 R1700
BNSTP1 (1)	grey	1SNA 196 793 R1000
BNSTP2 (1)	red	1SNA 196 789 R2400
BNSTP2 (1)	grey	1SNA 196 790 R2100

Type		Part numbers
FEMT1	th. 2,8 mm	1SNA 113 137 R0200
SCFT1	th. 1 mm	1SNA 103 588 R2600
FC4	DIA. 4 mm	1SNA 167 860 R0100
PC8	2 poles	1SNA 116 538 R1700
PC8	3 poles	1SNA 116 539 R1000
PC8	10 poles	1SNA 163 313 R2400
AD2,5		1SNA 114 205 R2000
BP8.A4		1SNA 173 888 R2000
BNSTP1	light ivory	1SNA 196 792 R1700
BNSTP1	grey	1SNA 196 793 R1000
BNSTP2	red	1SNA 196 789 R2400
BNSTP2	grey	1SNA 196 790 R2100

RC810 Sides of block
Note : (1) For block equipped with AL4.

RC810 Sides of block

Terminal blocks for metering circuits

Screw clamp

DIN 1 - DIN 3



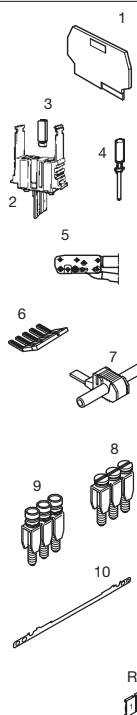
End stop	th. 9 mm	BADL	V0	1SNA 399 903 R0200
End stop	th. 10 mm	BAM2	V2	1SNA 206 351 R1600
End stop	th. 10 mm	BAM2 V0	V0	1SNA 296 351 R0000
Rail	35 x 7,5 x 1	PR3.Z2		1SNA 174 300 R1700
Rail	35 x 15 x 2,3	PR4		1SNA 168 500 R1200
Rail	35 x 15 x 1,5	PR5		1SNA 168 700 R2200
Rail	32 x 15 x 1,5	PR1.Z2		1SNA 163 050 R0400

Other end stops, rails and accessories : see section on accessories.

Notes

The use of some accessories may decrease the block's voltage rating. For more information, consult us. Metering is carried out easily by means of a plug connected to a metering instrument without disturbing the wiring.

Accessories

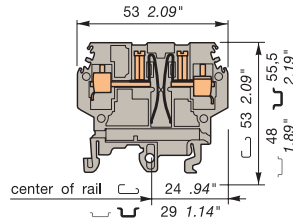


1 End section	grey beige			
2 Plug				
3 Assembly key for plugs				
4 Crimped pins				
24-20 AWG	0,22 to	0,5 mm ²		
18 AWG	1	mm ²		
16 AWG	1,5	mm ²		
14 AWG	2,5	mm ²		
12 AWG	4	mm ²		
5 Crimping tool for BRC				
6 Comb-type jumper bar				
7 IDC jumper				
8 Assembled jumper bar	57 A			
(without IP20 protection)	57 A			
9 Assembled jumper bar	57 A			
(with IP20 protection)	57 A			
10 Shield connector	57 A			

R See section on markers marking method

M 4/6.ST

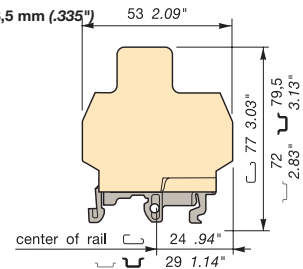
Spacing 6 mm (.236")



Standard terminal block delivered without plug.

M 4/8,5.STI

Spacing 8,5 mm (.335")



M 4/6.ST block equipped with a keyed end section recommended for "current" circuits. Delivered without plug.

--	--	--	--

Colour	Type	Part numbers
Tinned contact blades		
Grey	<input type="checkbox"/> M 4/6.ST.Sn	1SNA 115 313 R1400
Beige V0	<input type="checkbox"/> M 4/6.ST.Sn.V0	1SNA 195 313 R1500
Gold contact blades (2)		
Grey	<input type="checkbox"/> M 4/6.ST.Au	1SNA 115 314 R1500
Beige V0	<input type="checkbox"/> M 4/6.ST.Au.V0	1SNA 195 314 R1600

Colour	Type	Part numbers
Tinned contact blades		
Grey	<input type="checkbox"/> M 4/8,5.STI.Sn	1SNA 115 315 R1600
Beige V0	<input type="checkbox"/> M 4/8,5.STI.Sn.V0	1SNA 195 315 R1700
Gold contact blades (2)		
Grey	<input type="checkbox"/> M 4/8,5.STI.Au	1SNA 115 316 R1700
Beige V0	<input type="checkbox"/> M 4/8,5.STI.Au.V0	1SNA 195 316 R1000

Characteristics

Wire size		NFC DIN	UL	CSA
Screw clamp	Rigid	0,5-4 mm ²	22-12 AWG	22-12 AWG
	Flexible	0,5-4 mm ²	22-12 AWG	22-12 AWG
Crimped (plug)		0,22 to 2,5 mm ² according to pin 24-12 AWG		

Characteristics

Wire size		NFC DIN	UL	CSA
Screw clamp	Rigid	0,5-4 mm ²		22-12 AWG
	Flexible	0,5-4 mm ²		22-12 AWG
Crimped (plug)		0,22 to 2,5 mm ² according to pin 24-12 AWG		

Voltage		500 V Gr.C	300 V	150 V
Rated				
Impulse withstand				
Pollution degree				

Voltage		500 V Gr.C	150 V
Rated			
Impulse withstand			
Pollution degree			

Current		5 A (1)	10 A	5 A
Rated				

Current		5 A (1)	5 A
Rated			

Wire size		4 mm ²	12 AWG	12 AWG
Rated / Gauge				
Wire stripping length	Recomm. screwdriver			
	Recomm. torque			
Protection				
9,5 mm .374"	4 mm .157"	0,5-0,8 Nm 4,4-7,1 lb.in		

Wire size		4 mm ²	12 AWG
Rated / Gauge			
Wire stripping length	Recomm. screwdriver		
	Recomm. torque		
Protection			
9,5 mm .374"	4 mm .157"	0,5-0,8 Nm 4,4-7,1 lb.in	

Type	Part numbers
FEMT3	th. 2,5 mm 1SNA 114 328 R2200
FEMT3V0	V0 th. 2,5 mm 1SNA 194 328 R2300
BNT1	(3) red 1SNA 105 012 R1100
BNT1 V0	(3) red 1SNA 199 135 R1700
BNT2	(3) grey 1SNA 114 329 R2300
BNT2 V0	(3) beige 1SNA 194 329 R2400
BNT3	(3) green 1SNA 105 011 R1000
BNT3 V0	(3) green 1SNA 199 136 R1000
CVABM	(3) 1SNA 183 436 R0500
BRC	(3) 1SNA 174 558 R0500
BRC	(3) 1SNA 173 906 R2200
BRC	(3) 1SNA 173 907 R2300
BRC	(3) 1SNA 173 908 R0400
BRC	(3) 1SNA 174 601 R0100
BRC	(3) 1SNA 173 181 R1300
PC61	35 A 10 poles 1SNA 163 311 R2200
AD2,5	1SNA 114 205 R2000
CBM5	th. 0,5 mm 1SNA 178 745 R1400
CBM8	th. 0,8 mm 1SNA 178 746 R1500

Type	Part numbers
BNT3	green 1SNA 105 011 R1000
BNT3 V0	(3) green 1SNA 199 136 R1000
BRC	(3) 1SNA 174 558 R0500
BRC	(3) 1SNA 173 906 R2200
BRC	(3) 1SNA 173 907 R2300
BRC	(3) 1SNA 173 908 R0400
BRC	(3) 1SNA 174 601 R0100
BRC	(3) 1SNA 173 181 R1300
AD2,5	1SNA 114 205 R2000
CBM5	th. 0,5 mm 1SNA 178 745 R1400
CBM8	th. 0,8 mm 1SNA 178 746 R1500

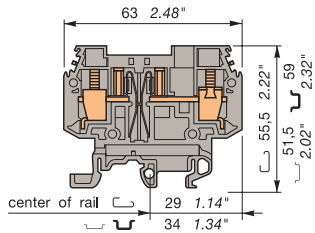
RC65 - RC610

RC65 - RC610

Note : (1) Maximum withstand current : 30 A - 1 second. (2) With gold contact blades (Au-Ni) low level use : current min. = 1 mA - voltage min. = 1 V. (3) Use AMP crimping tool 47 386 for 24-22 AWG conductors and 47 387 for 16 AWG and larger conductors. For crimping and assembly data : see section on modular test connectors.

M 10/10.ST-Sn

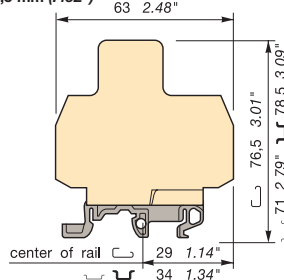
Spacing 10 mm (.394")



Standard terminal block delivered without plug.

M 10/12,5.STI-Sn

Spacing 12,5 mm (.492")



M 10/10.ST-Sn block equipped with a keyed end section recommended for "current" circuits. Delivered without plug.

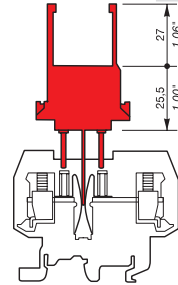
Utilization of each type of plug

Number of operations : 200

On request, the plugs can be replaced by an insertable printed circuit for diagnosis testing.

BNT1 ("voltage" plug)

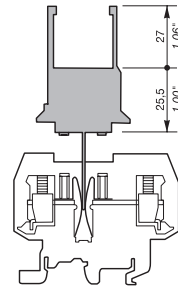
- Red "Break before make" 1SNA 105 012 R1100
- Red V0 1SNA 199 135 R1700



- 1st step : the plug cuts the circuit.
- 2nd step : the test circuit connection is made.

BNT2 ("polarity" plug)

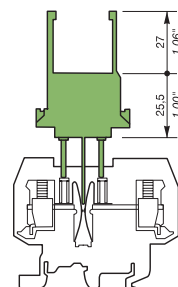
- Grey 1SNA 114 329 R2300
- Beige V0 1SNA 194 329 R2400



Plug not equipped with pins cuts the circuit.

BNT3 ("current" plug)

- Green "Make before break" 1SNA 105 011 R1000
- Green V0 1SNA 199 136 R1000



- 1st step : the test circuit is established.
- 2nd step : the plug opens the circuit.

Colour	Type	Part numbers
Tinned contact blades		
Grey	M 10/10.ST-Sn	1SNA 115 539 R1700
Beige V0	M 10/10.ST-Sn.V0	1SNA 195 539 R1000

Characteristics

Wire size			
		NFC DIN	UL CSA
Screw	Rigid	0,5-16 mm ²	20-8 AWG
clamp	Flexible	0,5-10 mm ²	20-8 AWG

Voltage			
Rated	500 V Gr.C		300 V
Impulse withstand			
Pollution degree			

Current			
Rated	15 A (1)		10 A

Wire size			
Rated / Gauge	10 mm ²		8 AWG
Wire stripping length	Recomm. screwdriver	Recomm. torque	Protection
12 mm .472"	5,5-6 mm .217" - .236"	1,2-1,4 Nm 10,6-12,3 lb.in	

Type		Part numbers
FEMT5	th. 2,5 mm	1SNA 116 781 R1300
FEMT5V0	th. 2,5 mm	1SNA 196 781 R1400
BNT1	red	1SNA 105 012 R1100
BNT1 V0	red	1SNA 199 135 R1700
BNT2	grey	1SNA 114 329 R2300
BNT2 V0	beige	1SNA 194 329 R2400
BNT3	green	1SNA 105 011 R1000
BNT3 V0	green	1SNA 199 136 R1000
CVABM1		1SNA 116 783 R1500

BRC	(2)		1SNA 174 558 R0500
BRC	(2)		1SNA 173 906 R2200
BRC	(2)		1SNA 173 907 R2300
BRC	(2)		1SNA 173 908 R0400
BRC	(2)		1SNA 174 601 R0100
PSC	(2)		1SNA 173 181 R1300
PC10	70 A	10 poles	1SNA 163 315 R2600
AD2,5	24 A		1SNA 114 205 R2000
BJM10	57 A	5 poles	1SNA 173 611 R2100
BJM10	57 A	4 poles	1SNA 173 612 R2200
BJM10	57 A	3 poles	1SNA 173 613 R2300
BJM10	57 A	2 poles	1SNA 173 614 R2400
BJM10	57 A	10 poles	1SNA 173 615 R2500
BJM10	57 A	5 poles	1SNA 176 678 R1700
BJM10	57 A	4 poles	1SNA 176 677 R0600
BJM10	57 A	3 poles	1SNA 176 676 R0500
BJM10	57 A	2 poles	1SNA 176 675 R0400
BJM10	57 A	10 poles	1SNA 176 679 R1000
CBM5	th. 0,5 mm		1SNA 178 745 R1400
CBM8	th. 0,8 mm		1SNA 178 746 R1500

Colour	Type	Part numbers
Tinned contact blades		
Grey	M 10/12,5.STI-Sn	1SNA 115 540 R2400
Beige V0	M 10/12,5.STI-Sn.V0	1SNA 195 540 R2500

Characteristics

Wire size			
		NFC DIN	UL CSA
Screw	Rigid	0,5-16 mm ²	20-8 AWG
clamp	Flexible	0,5-10 mm ²	20-8 AWG

Voltage			
Rated	500 V Gr.C		300 V
Impulse withstand			
Pollution degree			

Current			
Rated	15 A (1)		10 A

Wire size			
Rated / Gauge	10 mm ²		8 AWG
Wire stripping length	Recomm. screwdriver	Recomm. torque	Protection
12 mm .472"	5,5-6 mm .217" - .236"	1,2-1,4 Nm 10,6-12,3 lb.in	

Type		Part numbers
BNT3	green	1SNA 105 011 R1000
BNT3 V0	green	1SNA 199 136 R1000
CVABM1		1SNA 116 783 R1500

BRC	(2)		1SNA 174 558 R0500
BRC	(2)		1SNA 173 906 R2200
BRC	(2)		1SNA 173 907 R2300
BRC	(2)		1SNA 173 908 R0400
BRC	(2)		1SNA 174 601 R0100
PSC	(2)		1SNA 173 181 R1300
AD2,5	24 A		1SNA 114 205 R2000
CBM5	th. 0,5 mm		1SNA 178 745 R1400
CBM8	th. 0,8 mm		1SNA 178 746 R1500

RC55 - RC510 RC1010


Note : (1) Maximum withstand current.
(2) Crimping and assembly : see section on modular connectors.

RC65 - RC610 RC1010

Terminal blocks for test circuits

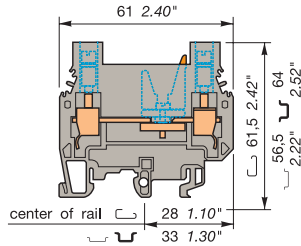
Screw clamp

DIN 1 - DIN 3



M 6/8.STA

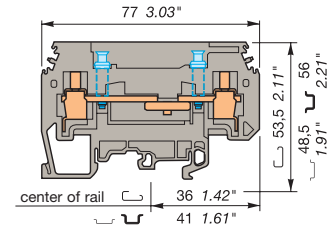
Spacing 8 mm - 0,05 (.315")



Switch connection by orange sliding link equipped with two test socket screws DIA. 4 mm / .16".

M 6/8.ST1

Spacing 8 mm - 0,05 (.315")



Switch connection by sliding link operated by screwdriver equipped with two test socket screws DIA. 4 mm / .16".

End stop	th. 9 mm	BADL	V0	1SNA 399 903 R0200
End stop	th. 10 mm	BAM2	V2	1SNA 206 351 R1600
End stop	th. 10 mm	BAM2 V0	V0	1SNA 296 351 R0000
Rail	35 x 7,5 x 1	PR3.Z2		1SNA 174 300 R1700
Rail	35 x 15 x 2,3	PR4		1SNA 168 500 R1200
Rail	35 x 15 x 1,5	PR5		1SNA 168 700 R2200
Rail	32 x 15 x 1,5	PR1.Z2		1SNA 163 050 R0400

Other end stops, rails and accessories : see section on accessories.

Notes

The use of some accessories may decrease the block's voltage rating. For more information, consult us. The terminal blocks of the M 6/8.ST series are called test blocks as their main function in current transformer circuits is to be able to test, measure, compare, change a protection or metering equipment without disturbing the circuits.

Accessories

	1 End section	grey grey beige	
	2 Circuit separator	grey	
	3 Test socket		
	4 Test device		
	5 Test plug		
	6 Jumper bar not assembled		
	7 Comb type jumper bar	Post + screw + washer	
	8 IDC jumper		
	9 Connection plug		
	R See section on markers marking method		

Colour	Type	Part numbers
Grey	<input type="checkbox"/> M 6/8.STA	1SNA 115 359 R0200
Beige V0	<input type="checkbox"/> M 6/8.STA V0	1SNA 195 359 R0300

Colour	Type	Part numbers
Grey with test	<input type="checkbox"/> M 6/8.ST1	1SNA 115 237 R1000
Grey without test	<input type="checkbox"/> M 6/8.ST	1SNA 115 236 R1700

Characteristics				
Wire size				
		NFC DIN	UL	CSA
Screw clamp	Rigid	0,5-10 mm ²	22-8 AWG	
	Flexible	0,5-6 mm ²	22-8 AWG	

Characteristics				
Wire size				
		NFC DIN	UL	CSA
Screw clamp	Rigid	0,5-10 mm ²		18-8 AWG
	Flexible	0,5-6 mm ²		18-8 AWG

Voltage			
Rated		500 V Gr.C	600 V
Impulse withstand			
Pollution degree			
Current			
Rated		30 A	50 A
Wire size			
Rated / Gauge		6 mm ² / A5	8 AWG
Wire stripping length	Recomm. screwdriver	Recomm. torque	Protection
11 mm .43"	5,5 mm .217"	0,8-1 Nm 7.1-8.9 lb.in	

Voltage			
Rated		500 V Gr.C	150 V
Impulse withstand			
Pollution degree			
Current			
Rated		30 A	30 A
Wire size			
Rated / Gauge		6 mm ² / A5	8 AWG
Wire stripping length	Recomm. screwdriver	Recomm. torque	Protection
13 mm .51"	5 mm .197"	0,8-1 Nm 7.1-8.9 lb.in	IP 20 NEMA 1

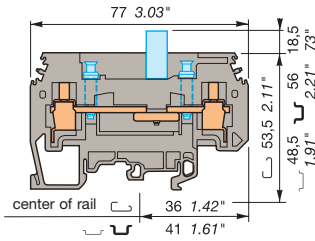
Type		Part numbers
FEMSTA	th. 3 mm	1SNA 116 979 R2100
FEMT4	th. 3 mm	1SNA 114 778 R0500
FEMSTA V0	th. 3 mm	1SNA 196 979 R2200
FC4	DIA. 4 mm	1SNA 167 860 R0100
PC8	2 poles	1SNA 116 538 R1700
PC8	3 poles	1SNA 116 539 R1000
PC8	4 poles	1SNA 116 540 R2500
PC8	10 poles	1SNA 163 313 R2400
AD2,5		1SNA 114 205 R2000
BP8.A4		1SNA 173 888 R2000
RC810		

Type		Part numbers
FEMT2	th. 1 mm	1SNA 113 629 R2700
FEMT2 V0	th. 1 mm	1SNA 193 629 R2000
SCFT2		1SNA 114 522 R0500
AL4 (2)	DIA. 4 mm	1SNA 163 240 R1700
DCO (2)	orange	1SNA 173 060 R0000
FC4	DIA. 4 mm	1SNA 167 860 R0100
BJS8 (1)(2)	15 poles	1SNA 174 788 R0400
BJS8 (1)(2)	20 poles	1SNA 174 789 R0500
EV8S (1)(2)		1SNA 168 401 R0300
PC8	2 poles	1SNA 116 538 R1700
PC8	3 poles	1SNA 116 539 R1000
PC8	4 poles	1SNA 116 540 R2500
PC8	10 poles	1SNA 163 313 R2400
AD2,5		1SNA 114 205 R2000
BP8.A4		1SNA 173 888 R2000
RC810		

Note : (1) Use of these accessories requires the user to cut out the partition.
(2) For block without test sockets (M 6/8.ST) only.

M 6/8.ST3

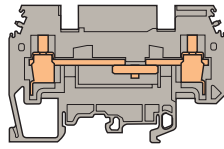
Spacing 8 mm - 0,05 (.315")



M 6/8.ST with sliding link operated by an insulated rod, equipped with two test sockets DIA. 4 mm/1.16"

M 6/8.ST6

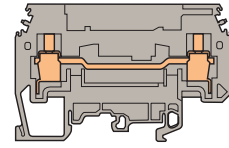
Spacing 8 mm - 0,05 (.315")



M 6/8.ST with partition on right and left for jumper bar.

M 6/8.ST7

Spacing 8 mm - 0,05 (.315")



M 6/8.ST non interruptible (standard "feed-through" connection).

Colour	Type	Part numbers
Grey with test	<input type="checkbox"/> M 6/8.ST3	1SNA 115 239 R2200
Grey without test	<input type="checkbox"/> M 6/8.ST2	1SNA 115 238 R2100

Colour	Type	Part numbers
Grey	<input type="checkbox"/> M 6/8.ST6	1SNA 115 242 R2500

Colour	Type	Part numbers
Grey	<input type="checkbox"/> M 6/8.ST7	1SNA 115 243 R2600

Characteristics

Wire size		NFC	DIN	UL	CSA
Screw clamp	Rigid	0,5-10 mm ²		18-8 AWG	
	Flexible	0,5-6 mm ²		18-8 AWG	

Wire size		NFC	DIN	UL	CSA
Screw clamp	Rigid	0-10 mm ²		18-8 AWG	
	Flexible	0-6 mm ²		18-8 AWG	

Wire size		NFC	DIN	UL	CSA
Screw clamp	Rigid	0,5-10 mm ²		18-8 AWG	
	Flexible	0,5-6 mm ²		18-8 AWG	

Voltage		Rated	500 V Gr.C	150 V
Impulse withstand				
Pollution degree				

Voltage		Rated	500 V	150 V
Impulse withstand				
Pollution degree				

Voltage		Rated	500 V	150 V
Impulse withstand				
Pollution degree				

Current		Rated	30 A	30 A
Rated				

Current		Rated	30 A	30 A
Rated				

Current		Rated	30 A	40 A
Rated				

Wire size		6 mm ² / A5		8 AWG	
Wire stripping length	Recomm. screwdriver	Recomm. torque	Protection		
13 mm .512"	5 mm .197"	0,8-1 Nm 7.1-8.9 lb.in	IP 20 NEMA 1		

Wire size		6 mm ² / A5		8 AWG	
Wire stripping length	Recomm. screwdriver	Recomm. torque	Protection		
13 mm .512"	5 mm .197"	0,8-1 Nm 7.1-8.9 lb.in	IP 20 NEMA 1		

Wire size		6 mm ² / A5		8 AWG	
Wire stripping length	Recomm. screwdriver	Recomm. torque	Protection		
13 mm .512"	5 mm .197"	0,8-1 Nm 7.1-8.9 lb.in	IP 20 NEMA 1		

Type	Part numbers	
FEMT2	th. 1 mm	1SNA 113 629 R2700
FEMT2 V0	th. 1 mm	1SNA 193 629 R2000
SCFT2		1SNA 114 522 R0500
AL4	(2) DIA. 4 mm	1SNA 163 240 R1700
DCO	(2) orange	1SNA 173 060 R0000
FC4	DIA. 4 mm	1SNA 167 860 R0100
BJS8	(1)(2) 15 poles	1SNA 174 788 R0400
BJS8	(1)(2) 20 poles	1SNA 174 789 R0500
EV8S	(1)(2)	1SNA 168 401 R0300
PC8	2 poles	1SNA 116 538 R1700
PC8	3 poles	1SNA 116 539 R1000
PC8	4 poles	1SNA 116 540 R2500
PC8	10 poles	1SNA 163 313 R2400
AD2,5		1SNA 114 205 R2000
BP8.A4		1SNA 173 888 R2000

Type	Part numbers	
FEMT2	th. 1 mm	1SNA 113 629 R2700
FEMT2 V0	th. 1 mm	1SNA 193 629 R2000
SCFT2		1SNA 114 522 R0500
AL4	DIA. 4 mm	1SNA 163 240 R1700
DCO	orange	1SNA 173 060 R0000
FC4	DIA. 4 mm	1SNA 167 860 R0100
BJS8	15 poles	1SNA 174 788 R0400
BJS8	20 poles	1SNA 174 789 R0500
EV8S		1SNA 168 401 R0300
PC8	2 poles	1SNA 116 538 R1700
PC8	3 poles	1SNA 116 539 R1000
PC8	4 poles	1SNA 116 540 R2500
PC8	10 poles	1SNA 163 313 R2400
AD2,5		1SNA 114 205 R2000
BP8.A4		1SNA 173 888 R2000

Type	Part numbers	
FEMT2	th. 1 mm	1SNA 113 629 R2700
FEMT2 V0	th. 1 mm	1SNA 193 629 R2000
SCFT2		1SNA 114 522 R0500
AL4	DIA. 4 mm	1SNA 163 240 R1700
DCO	orange	1SNA 173 060 R0000
FC4	DIA. 4 mm	1SNA 167 860 R0100
BJS8	(1) 15 poles	1SNA 174 788 R0400
BJS8	(1) 20 poles	1SNA 174 789 R0500
EV8S	(1)	1SNA 168 401 R0300
PC8	2 poles	1SNA 116 538 R1700
PC8	3 poles	1SNA 116 539 R1000
PC8	4 poles	1SNA 116 540 R2500
PC8	10 poles	1SNA 163 313 R2400
AD2,5		1SNA 114 205 R2000
BP8.A4		1SNA 173 888 R2000

RC810

Note : (1) Use of these accessories requires the user to cut out the partition.
(2) For block without test sockets (M 6/8.ST2) only.

RC810

RC810

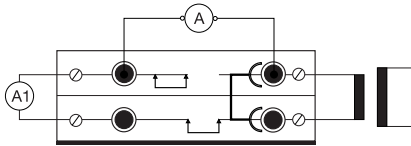
Terminal blocks for test circuits

Screw clamp
(applications)

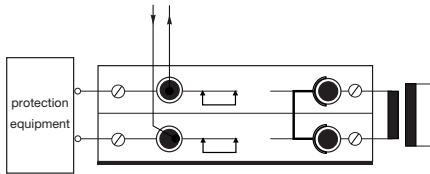
C.T. test diagram

Mounting A

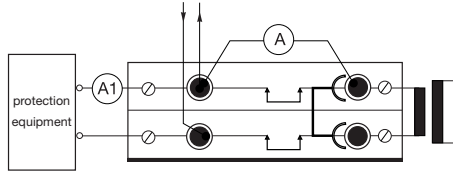
Control of the value of measure
(comparative tests)



Protection circuit test (no superposition of current circuits)



Test diagram of circuit with various equipments

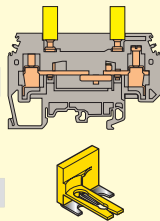


For these circuits :

2 x 1SNA 115 971 R1000

+

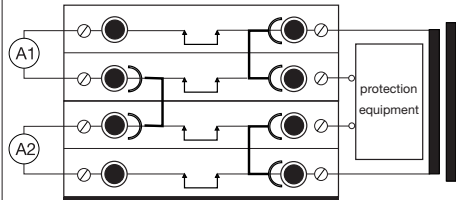
1 x 1SNA 199 871 R2100



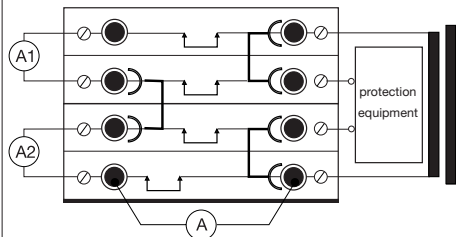
C.T. test diagram in a circuit with various equipments

Mounting B

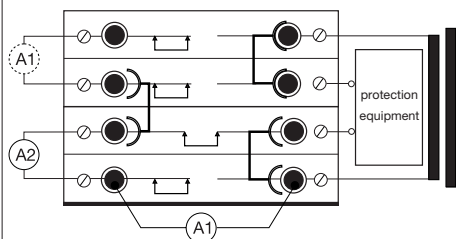
Normal service



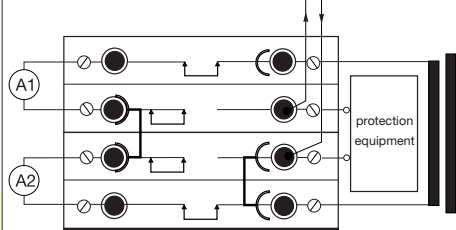
Control of the value of measure
(comparative tests)



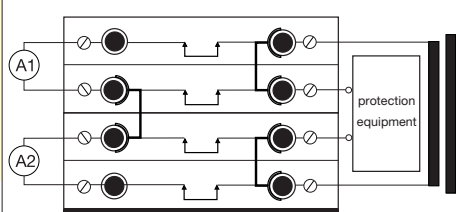
Replacement of equipment



Relay tests



DC transformer

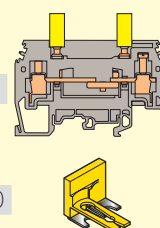


For these circuits :

4 x 1SNA 115 971 R1000

+

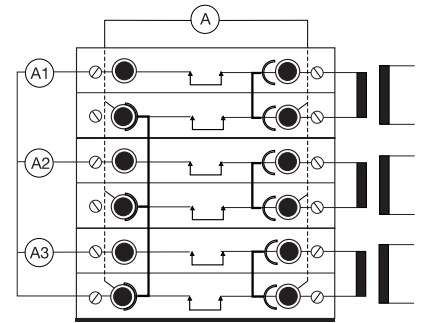
3 x 1SNA 199 871 R2100



Current transformers with common point

Mounting C

Current transformers data mounting



For these circuits :

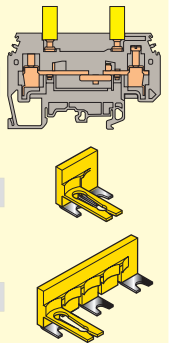
6 x 1SNA 115 971 R1000

+

3 x 1SNA 199 871 R2100

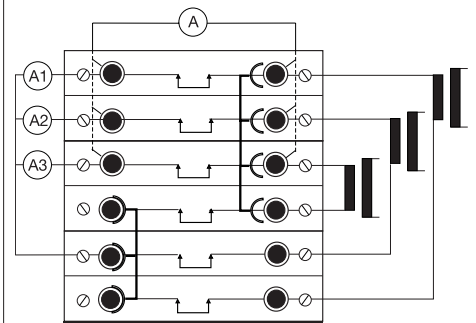
+

1 x 1SNA 199 873 R2300



Mounting D

Current transformers with star mounting



For these circuits :

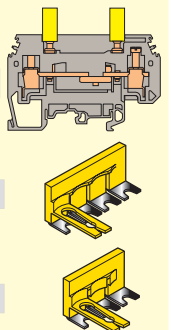
6 x 1SNA 115 971 R1000

+

1 x 1SNA 199 870 R0400

+

1 x 1SNA 199 872 R2200



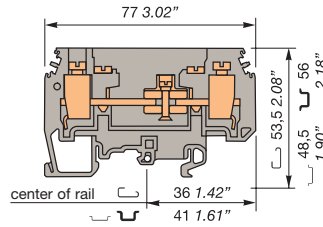
Terminal blocks for test circuits

Screw clamp

 **DIN 1 - DIN 3**

M 10/10.ST1

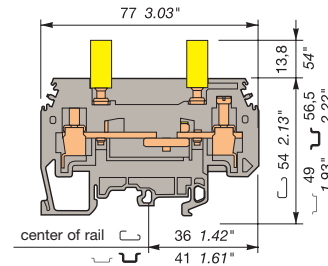
Spacing 10 mm (.394")










M10/10.ST equipped with two test sockets DIA. 4 mm

M 10/10.ST1

Spacing 10 mm (.394")



M10/10.ST equipped with two test sockets DIA. 4 mm






End stop		th. 9 mm	BADL	V0	1SNA 399 903 R0200
End stop		th. 10 mm	BAM2	V2	1SNA 206 351 R1600
End stop		th. 10 mm	BAM2 V0	V0	1SNA 296 351 R0000
Rail		35 x 7,5 x 1	PR3.Z2		1SNA 174 300 R1700
Rail		35 x 15 x 2,3	PR4		1SNA 168 500 R1200
Rail		35 x 15 x 1,5	PR5		1SNA 168 700 R2200
Rail		32 x 15 x 1,5	PR1.Z2		1SNA 163 050 R0400

Other end stops, rails and accessories : see section on accessories.

Notes

The use of some accessories may decrease the block's voltage rating. For more information, consult us. The terminal blocks of the M 6/8.ST series are called test blocks as their main function in current transformer circuits is to be able to test, measure, compare, change a protection or metering equipment without disturbing the circuits.

Accessories

	1 End section	grey beige
	2 Circuit separator	grey
	3 Test plug	
	4 Comb type jumper bar	
	5 IDC jumper	



R See section on markers marking method

		CE	
Colour	Type	Part numbers	
Grey	<input type="checkbox"/> M 10/10.ST1	1SNA 115 924	R0100
Beige V0	<input type="checkbox"/> M 10/10.ST1.V0	1SNA 195 924	R0200

Characteristics				
Wire size		IEC	UL	CSA
		NFC DIN	(pending)	(pending)
Screw clamp	Rigid	0,5-16 mm ²	18-6 AWG	18-6 AWG
	Flexible	0,5-10 mm ²	18-6 AWG	18-6 AWG

Voltage			
Rated	400 V Gr.C	150 V	150 V
Impulse withstand	6 KV		
Pollution degree	3		

Current			
Rated	63 A	15 A	15 A

Wire size			
Rated / Gauge	10 mm ² / B6	6 AWG	6 AWG
Wire stripping length	Recomm. screwdriver	Recomm. torque	Protection
13 mm .512"	5,5-6 mm .217-.236"	1,2-1,4 Nm 10,6-12,3 lb.in	IP 20 NEMA 1

		CE	
Colour	Type	Part numbers	
Grey	<input type="checkbox"/> M 10/10.ST1.IP20	1SNA 399 723	R0400
Grey	<input type="checkbox"/> M 10/10.ST1.IP20	1SNA 399 724	R0500

Characteristics				
Wire size		IEC	UL	CSA
		NFC DIN	UL	CSA
Screw clamp	Rigid	0,5-16 mm ²	18-6 AWG	18-6 AWG
	Flexible	0,5-10 mm ²	18-6 AWG	18-6 AWG

Voltage			
Rated	400 V Gr.C	150 V	150 V
Impulse withstand	6 KV		
Pollution degree	3		

Current			
Rated	63 A	15 A	15 A

Wire size			
Rated / Gauge	10 mm ² / B6	6 AWG	6 AWG
Wire stripping length	Recomm. screwdriver	Recomm. torque	Protection
13 mm .512"	5,5-6 mm .217-.236"	1,2-1,4 Nm 10,6-12,3 lb.in	IP 20 NEMA 1

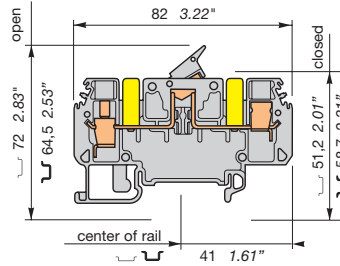
Type	Part numbers		
FEMT2	th. 1 mm	1SNA 113 629	R2700
FEMT2 V0	th. 1 mm	1SNA 193 629	R2000
SCFT2		1SNA 114 522	R0500
FC4	DIA 4 mm	1SNA 167 860	R0100
PC10	10 poles	1SNA 163 315	R2600
AD2,5		1SNA 114 205	R2000

Type	Part numbers		
FEMT2	th. 1 mm	1SNA 113 629	R2700
FEMT2 V0	th. 1 mm	1SNA 193 629	R2000
SCFT2		1SNA 114 522	R0500
FC4	DIA 4 mm	1SNA 167 860	R0100
PC10	10 poles	1SNA 163 315	R2600
AD2,5		1SNA 114 205	R2000

Terminal blocks for test circuits Screw clamp DIN 3

D 6/10.SNBTB2

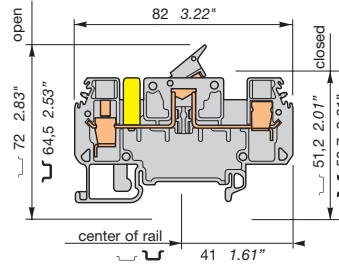
Spacing 10 mm - 0,05 (.394")



Switching terminal block fitted with 2 DIA. 4 mm test sockets made for isolated plug (IP20).

D 6/10.SNBTB1

Spacing 10 mm - 0,05 (.394")



Switching terminal block fitted with 1 DIA. 4 mm test sockets made for isolated plug (IP20).

End stop		th. 9 mm	BADL	V0	1SNA 399 903 R0200
End stop		th. 10 mm	BAM2	V2	1SNA 206 351 R1600
End stop		th. 10 mm	BAM2 V0	V0	1SNA 296 351 R0000
Rail		35 x 7,5 x 1	PR3.Z2		1SNA 174 300 R1700
Rail		35 x 15 x 2,3	PR4		1SNA 168 500 R1200
Rail		35 x 15 x 1,5	PR5		1SNA 168 700 R2200
Rail		32 x 15 x 1,5	PR1.Z2		1SNA 163 050 R0400

Other end stops, rails and accessories : see section on accessories.

Notes

The test sockets DIA.4 mm are made to be able to receive DIA. 4 mm isolated plug (IP20).

Colour	Type	Part numbers	
Grey	<input type="checkbox"/>	D 6/10.SNBTB2	1SNA 115 929 R1600

Colour	Type	Part numbers	
Grey	<input type="checkbox"/>	D 6/10.SNBTB1	1SNA 115 928 R1500

Characteristics				
Wire size		IEC	UL	CSA
Screw clamp	Rigid	0,5-10 mm ²		
	Flexible	0,5-6 mm ²		

Characteristics				
Wire size		IEC	UL	CSA
Screw clamp	Rigid	0,5-10 mm ²		
	Flexible	0,5-6 mm ²		

Voltage			
Rated		500 V	
Impulse withstand		6 kV	
Pollution degree		3	

Current			
Rated		15 A	

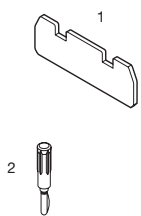
Wire size			
Rated / Gauge		6 mm ² / A5	
Wire stripping length	Recomm. screwdriver	Recomm. torque	Protection
12 mm .47"	4 mm .157"	0,8 Nm 7.1 lb.in	IP 20 NEMA 1

Voltage			
Rated		500 V	
Impulse withstand		6 kV	
Pollution degree		3	

Current			
Rated		15 A	

Wire size			
Rated / Gauge		6 mm ² / A5	
Wire stripping length	Recomm. screwdriver	Recomm. torque	Protection
12 mm .47"	4 mm .157"	0,8 Nm 7.1 lb.in	IP 20 NEMA 1

Accessories



1	End section	grey
2	Test plug (not isolated)	

Type	Part numbers		
FED10S1	th. 2 mm	1SNA 215 999 R2100	
FC4	DIA. 4 mm	1SNA 167 860 R0100	

Type	Part numbers		
FED10S1	th. 2 mm	1SNA 215 999 R2100	
FC4	DIA. 4 mm	1SNA 167 860 R0100	



R See section on markers marking method

RC1010

RC1010

ESSAILEC terminal blocks



The PREMIUM solution for testing the secondary circuits of current or voltage transformers.

ESSAILEC, approved by the major electricity utilities, remains the premium choice for the energy market.

Implemented in the transformers secondary circuits, ESSAILEC thanks to its intelligent “make before break” design eases and secures any intervention. Cutting the energy supply is avoided with zero risk for the operator.

The plug and socket connection cuts cost installation as well as in-situ wiring errors. ESSAILEC is ideal for the wiring of sub-assemblies in the secondary circuits.

Testing :

The ESSAILEC socket supplies energy to the protection or counting devices. The insertion of the test plug, which is connected to the measurement equipment, allows the testing of the devices, without perturbing the circuit.

ESSAILEC blocks are well adapted to current or voltage measurement :

- Current sockets with make before break contacts and pre-wired test plug for current measures
- Voltage sockets with open contacts and pre-wired test plug for voltage measures
- Up to 4 ammeters or 4 voltmeters connected to the test plug

Distributing :

The ESSAILEC plug is continuously mounted on the socket to supply current or voltage to secondary circuits sub assemblies. ESSAILEC blocks extreme versatility allow :

- Safe current distribution with current socket with mobile contacts since the secondary circuit is not cut when plug is removed
- Voltage distribution with dedicated voltage socket with closed contact


Characteristics and benefits :

Great flexibility :


- Connection « plug and play »
- Panel, rail, rack fixed mounting or stand-alone connector
- Two wiring technologies, up to 10 mm²

Extreme reliability :

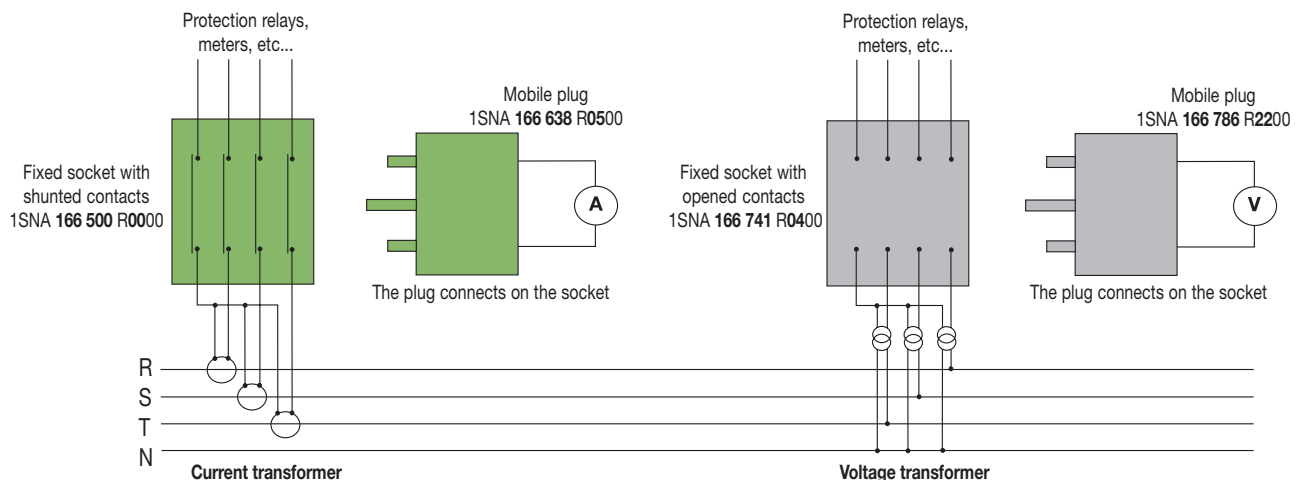
- Non symmetric blocks
- Coding accessories
- IP20 design
- Locking system
- Sealed cover
- Easy identification using colour codes



Current ESSAILEC test blocks



Voltage ESSAILEC test blocks



For technical characteristics and complete part numbers list, please ask for the ESSAILEC catalog

Fuse holder terminal blocks for 5 x 20 mm and 5 x 25 mm fuses

Screw clamp

DIN 1 - DIN 3



Blocks with LED indicator are labeled "+" on the outside of the lever. The indicator can be reversed in the field if required.

End stop		th. 9 mm	BADL	V0	1SNA 399 903 R0200
End stop		th. 10 mm	BAM2	V2	1SNA 206 351 R1600
End stop		th. 10 mm	BAM2 V0	V0	1SNA 296 351 R0000
Rail		35 x 7,5 x 1	PR3.Z2		1SNA 174 300 R1700
Rail		35 x 15 x 2,3	PR4		1SNA 168 500 R1200
Rail		35 x 15 x 1,5	PR5		1SNA 168 700 R2200
Rail		32 x 15 x 1,5	PR1.Z2		1SNA 163 050 R0400

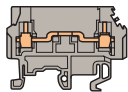
Other end stops, rails and accessories : see section on accessories.

Notes

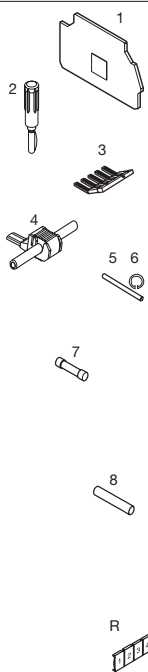
The use of some accessories may decrease the block's voltage rating. For more information, consult us.

Block matching fuse terminal block M 4/8.SF for line, fuse applications

Type	Part number
M 4/8	1SNA 115 523 R0700



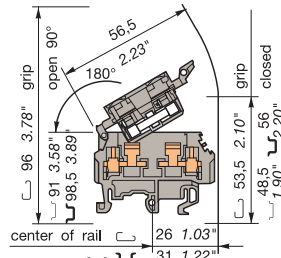
Accessories



Type	Part numbers
1 End section	grey orange beige
2 Test plug	
3 Comb type jumper bar	35 A
4 IDC jumper	
5 Assembly rod	
6 Assembly ring	
7 Fuses 5 x 20 mm	250 V
Fuses 5 x 25 mm	250 V
Fast fusion HPC 1500 A	
8 Disconnect link bar	
R	See section on markers marking method

M 4/8.SF...

Spacing 8 mm (.315")



Standard 8 mm block.

Colour	Type	Part numbers
Grey	<input type="checkbox"/> M 4/8.SF	1SNA 115 657 R2500
Orange	<input checked="" type="checkbox"/> M 4/8.SF2	1SNA 105 135 R1100
Beige V0	<input checked="" type="checkbox"/> M 4/8.SF.V0	1SNA 195 657 R2600

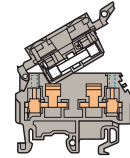
Characteristics

Wire size	IEC			UL	CSA
	NFC	DIN			
Screw clamp	Rigid	0,5-6 mm ²	22-12 AWG	24-12 AWG	
Flexible		0,5-4 mm ²	22-12 AWG	24-12 AWG	

Voltage			
Rated	630 V (1)	600 V (1)	250 V
Impulse withstand	8 kV		
Pollution degree	3		
Current			
Rated	6,3 A	10 A	10 A
Wire size			
Rated / Gauge	4 mm ² / A4	12 AWG	12 AWG
Wire stripping length	Recomm. screwdriver	Recomm. torque	Protection
9,5 mm .37"	4 mm .157"	0,5-0,8 Nm 4.4-7.1 lb.in	IP 20 (2) NEMA 1

M 4/8.SFT

Spacing 8 mm (.315")



M 4/8.SF equipped with two test sockets DIA. 2 mm/.079".

Colour	Type	Part numbers
Grey	<input type="checkbox"/> M 4/8.SFT	1SNA 115 662 R2200
Beige V0	<input checked="" type="checkbox"/> M 4/8.SFT.V0	1SNA 195 662 R2300

Characteristics

Wire size	IEC			UL	CSA
	NFC	DIN			
Screw clamp	Rigid	0,5-6 mm ²	22-12 AWG	24-12 AWG	
Flexible		0,5-4 mm ²	22-12 AWG	24-12 AWG	

Voltage			
Rated	400 V (1)	600 V (1)	250 V
Impulse withstand	4 kV		
Pollution degree	3		
Current			
Rated	6,3 A	6,3 A	10 A
Wire size			
Rated / Gauge	4 mm ² / A4	12 AWG	12 AWG
Wire stripping length	Recomm. screwdriver	Recomm. torque	Protection
9,5 mm .37"	4 mm .157"	0,5-0,8 Nm 4.4-7.1 lb.in	IP 20 (2) NEMA 1

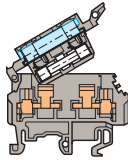
Type	Part numbers
FEM8S V2 th. 1,5 mm	1SNA 116 951 R1500
FEM8S V2 th. 1,5 mm	1SNA 103 923 R1500
FEM8S V0 th. 1,5 mm	1SNA 196 951 R1600
PC81 10 poles	1SNA 173 523 R1100
AD2,5	1SNA 114 205 R2000
TGA8 2 poles	1SNA 168 672 R1100
3 poles	1SNA 168 673 R1200
4 poles	1SNA 168 674 R1300
ANT	1SNA 168 675 R1400
FU520 5 x 20	
0,5 A	1SNA 008 288 R1500
1 A	1SNA 008 290 R1300
2 A	1SNA 008 291 R0000
3,15 A	1SNA 008 289 R1600
5 A	1SNA 008 292 R0100
FU525 5 x 25	
1,6 A	1SNA 167 546 R2200
2 A	1SNA 167 547 R2300
2,5 A	1SNA 167 548 R0400
4 A	1SNA 167 549 R0500
6,3 A	1SNA 167 550 R0200
CN5	1SNA 179 371 R1600

Type	Part numbers
FEM8S V2 th. 1,5 mm	1SNA 116 951 R1500
FEM8S V2 th. 1,5 mm	1SNA 103 923 R1500
FEM8S V0 th. 1,5 mm	1SNA 196 951 R1600
FC2 DIA. 2 mm	1SNA 007 865 R2600
PC81 10 poles	1SNA 173 523 R1100
AD2,5 DIA. 2 mm	1SNA 114 205 R2000
TGA8 2 poles	1SNA 168 672 R1100
3 poles	1SNA 168 673 R1200
4 poles	1SNA 168 674 R1300
ANT	1SNA 168 675 R1400
FU520 5 x 20	
0,5 A	1SNA 008 288 R1500
1 A	1SNA 008 290 R1300
2 A	1SNA 008 291 R0000
3,15 A	1SNA 008 289 R1600
5 A	1SNA 008 292 R0100
FU525 5 x 25	
1,6 A	1SNA 167 546 R2200
2 A	1SNA 167 547 R2300
2,5 A	1SNA 167 548 R0400
4 A	1SNA 167 549 R0500
6,3 A	1SNA 167 550 R0200
CN5	1SNA 179 371 R1600

Note : (1) Insulation voltage of terminal block - operating voltage : according to fuse.
(2) Protection index for closed block.

M 4/8.SF...

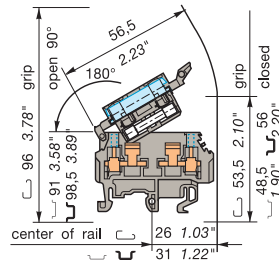
Spacing 8 mm (.315")



M 4/8.SF with fusion indicator.

M 4/8.SF...T...

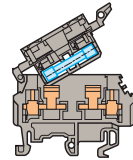
Spacing 8 mm (.315")



M 4/8.SF with fusion indicator equipped with 2 test sockets DIA. 2 mm/.079".

M 4/8.SN...

Spacing 8 mm (.315")



M 4/8.SF with disconnect link bar locked on grey grip.

Colour	Type	Part numbers
Diode LED 24/110 V (6)	<input type="checkbox"/> M 4/8.SFD3	1SNA 115 935 R0400
Grey body neon lamp(3)	<input type="checkbox"/> M 4/8.SFL	1SNA 115 661 R2100
Diode LED 24 V* (4)	<input type="checkbox"/> M 4/8.SFD	1SNA 115 663 R2300
Diode LED 48 V* (4)	<input type="checkbox"/> M 4/8.SFD1	1SNA 115 664 R2400
Diode LED 48 V (4)(5)	<input type="checkbox"/> M 4/8.SFD2	1SNA 115 653 R2100

Colour	Type	Part numbers
Grey body neon lamp(3)	<input type="checkbox"/> M 4/8.SFLT	1SNA 115 667 R2700
Diode LED 24 V* (4)	<input type="checkbox"/> M 4/8.SFDT	1SNA 115 665 R2500
Diode LED 48 V* (4)	<input type="checkbox"/> M 4/8.SFDT1	1SNA 115 666 R2600

Colour	Type	Part numbers
Grey	<input type="checkbox"/> M 4/8.SN1	1SNA 115 660 R0400
Orange	<input type="checkbox"/> M 4/8.SN2	1SNA 105 136 R1200
Beige V0	<input type="checkbox"/> M 4/8.SN1.V0	1SNA 195 660 R0500

Characteristics

Wire size		IEC	UL	CSA
		NFC DIN		
Screw	Rigid	0,5-6 mm ²	22-12 AWG	24-12 AWG
clamp	Flexible	0,5-4 mm ²	22-12 AWG	24-12 AWG

Characteristics

Wire size		IEC	UL	CSA
		NFC DIN		
Screw	Rigid	0,5-6 mm ²	22-12 AWG	24-12 AWG
clamp	Flexible	0,5-4 mm ²	22-12 AWG	24-12 AWG

Characteristics

Wire size		IEC	UL	CSA
		NFC DIN		
Screw	Rigid	0,5-6 mm ²	22-12 AWG	24-12 AWG
clamp	Flexible	0,5-4 mm ²	22-12 AWG	24-12 AWG

Voltage		400 V (1)	600 V (1)	250 V
Rated				
Impulse withstand		4 kV		
Pollution degree		3		

Voltage		400 V (1)	600 V (1)	250 V
Rated				
Impulse withstand		4 kV		
Pollution degree		3		

Voltage		630 V	600 V	250 V
Rated				
Impulse withstand		8 kV		
Pollution degree		3		

Current		6,3 A	10 A	10 A
Rated				

Current		6,3 A	10 A	10 A
Rated				

Current		6,3 A	10 A	10 A
Rated				

Wire size		4 mm ² / A4	12 AWG	12 AWG
Rated / Gauge				
Wire stripping length	Recomm. screwdriver	Recomm. torque	Protection	
9,5 mm .374"	4 mm .157"	0,5-0,8 Nm 4.4-7.7 lb.in	IP 20 (2) NEMA 1	

Wire size		4 mm ² / A4	12 AWG	12 AWG
Rated / Gauge				
Wire stripping length	Recomm. screwdriver	Recomm. torque	Protection	
9,5 mm .374"	4 mm .157"	0,5-0,8 Nm 4.4-7.1 lb.in	IP 20 (2) NEMA 1	

Wire size		4 mm ² / A4	12 AWG	12 AWG
Rated / Gauge				
Wire stripping length	Recomm. screwdriver	Recomm. torque	Protection	
9,5 mm .374"	4 mm .157"	0,5-0,8 Nm 4.4-7.1 lb.in	IP 20 (2) NEMA 1	

Type	Part numbers	
FEM8S V2	th. 1,5 mm	1SNA 116 951 R1500
FEM8S V2	th. 1,5 mm	1SNA 103 923 R1500
FEM8S V0	th. 1,5 mm	1SNA 196 951 R1600
PC81	35 A	10 poles 1SNA 173 523 R1100
AD2,5	24 A	1SNA 114 205 R2000
TGA8	2 poles	1SNA 168 672 R1100
	3 poles	1SNA 168 673 R1200
	4 poles	1SNA 168 674 R1300
ANT		1SNA 168 675 R1400
FU520	5 x 20	
	0,5 A	1SNA 008 288 R1500
	1 A	1SNA 008 290 R1300
	2 A	1SNA 008 291 R0000
	3,15 A	1SNA 008 289 R1600
	5 A	1SNA 008 292 R0100
FU525	5 x 25	
	1,6 A	1SNA 167 546 R2200
	2 A	1SNA 167 547 R2300
	2,5 A	1SNA 167 548 R0400
	4 A	1SNA 167 549 R0500
	6,3 A	1SNA 167 550 R0200

Type	Part numbers	
FEM8S V2	th. 1,5 mm	1SNA 116 951 R1500
FEM8S V2	th. 1,5 mm	1SNA 103 923 R1500
FEM8S V0	th. 1,5 mm	1SNA 196 951 R1600
FC2	DIA. 2 mm	1SNA 007 865 R2600
PC81	35 A	10 poles 1SNA 173 523 R1100
AD2,5	24 A	1SNA 114 205 R2000
TGA8	2 poles	1SNA 168 672 R1100
	3 poles	1SNA 168 673 R1200
	4 poles	1SNA 168 674 R1300
ANT		1SNA 168 675 R1400
FU520	5 x 20	
	0,5 A	1SNA 008 288 R1500
	1 A	1SNA 008 290 R1300
	2 A	1SNA 008 291 R0000
	3,15 A	1SNA 008 289 R1600
	5 A	1SNA 008 292 R0100
FU525	5 x 25	
	1,6 A	1SNA 167 546 R2200
	2 A	1SNA 167 547 R2300
	2,5 A	1SNA 167 548 R0400
	4 A	1SNA 167 549 R0500
	6,3 A	1SNA 167 550 R0200

Type	Part numbers	
FEM8S V2	th. 1,5 mm	1SNA 116 951 R1500
FEM8S V2	th. 1,5 mm	1SNA 103 923 R1500
FEM8S V0	th. 1,5 mm	1SNA 196 951 R1600

Type	Part numbers	
PC81	35 A	10 poles 1SNA 173 523 R1100
AD2,5	24 A	1SNA 114 205 R2000
TGA8	2 poles	1SNA 168 672 R1100
	3 poles	1SNA 168 673 R1200
	4 poles	1SNA 168 674 R1300
ANT		1SNA 168 675 R1400

RC610 on grip

RC810 on side

RC610 on grip

RC810 on side

RC610 on grip

RC810 on side

Note : (3) Fusion indicator : neon lamp 110-230 V. Leakage current with neon lamp : < 0,5 mA (110 V) / < 0,7 mA (230 V). (4) Leakage current with LED 24 or 48 V : < 4,5 mA. (5) Block delivered with - on open side. (6) Leakage current with LED 24 or 110 V : 0,5 mA at 24 V ; 0,2 mA at 110 V.

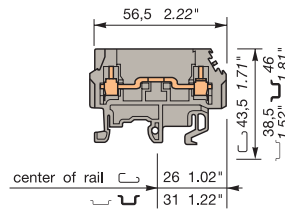
Fuse holder terminal blocks for 5 x 20 mm and 5 x 25 mm fuses

Screw clamp

 **DIN 1 - DIN 3**

M 4/8

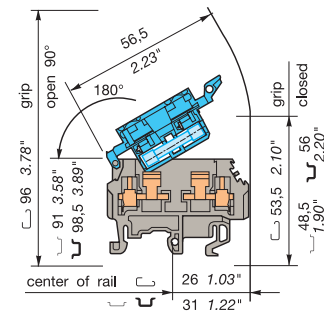
Spacing 8 mm (.315")



Terminal block compatible with fuse block M 4/8.SF

M 4/8.SN...

Spacing 8 mm (.315")



M 4/8.SF with disconnect link bar locked on blue grip, equipped with 2 test sockets DIA. 2 mm / .079"

End stop		th. 9 mm	BADL	V0	1SNA 399 903 R0200
End stop		th. 10 mm	BAM2	V2	1SNA 206 351 R1600
End stop		th. 10 mm	BAM2 V0	V0	1SNA 296 351 R0000
Rail		35 x 7,5 x 1	PR3.Z2		1SNA 174 300 R1700
Rail		35 x 15 x 2,3	PR4		1SNA 168 500 R1200
Rail		35 x 15 x 1,5	PR5		1SNA 168 700 R2200
Rail		32 x 15 x 1,5	PR1.Z2		1SNA 163 050 R0400

Other end stops, rails and accessories : see section on accessories.

Notes

The use of some accessories may decrease the block's voltage rating. For more information, consult us.

Colour	Type	Part number	
Grey	<input type="checkbox"/>	M 4/8	1SNA 115 523 R0700

Coulour	Type	Part numbers	
Grey/Blue without test	<input type="checkbox"/>	M 4/8.SN	1SNA 115 659 R0700
Grey/Blue with test	<input type="checkbox"/>	M 4/8.SNT	1SNA 115 668 R0000

Characteristics					
Wire size	NFC DIN			UL	CSA
	Screw clamp	Rigid	0,2-4 mm ²		
	Flexible	0,22-4 mm ²	22-12 AWG	24-12 AWG	

Voltage			
Rated	500 V Gr.C	600 V	
Impulse withstand			
Pollution degree			
Current			
Rated	26 A	15 A	
Wire size			
Rated / Gauge	4 mm ² / A4	12 AWG	
Wire strip. length	Recomm. screwdriver	Recomm. torque	Protection
9,5 mm .37"	4 mm .16"	0,5-0,8 Nm 4.4-7.1 lb.in	IP 20 NEMA 1

Accessories


	1 End section	grey orange beige	
	2 Separator end section	grey beige	
	3 Protective cover		
	4 Test socket		
	5 Test plug		
	6 Comb-type jumper bar	35 A	
	7 IDC jumper		
	8 Assembly rod		
	8 Assembly ring		
	R See section on markers marking method		

Type	Part numbers	Type	Part numbers
FEM8S (3)	th. 1,5 mm 1SNA 116 951 R1500	FEM8S (3) V2	th. 1,5 mm 1SNA 116 951 R1500
SCFCV3 (3)	th. 3,0 mm 1SNA 116 796 R1200	FEM8S (3) V2	th. 1,5 mm 1SNA 103 923 R1500
SCFCV3 V0 (3) V0	th. 3,0 mm 1SNA 196 796 R1300	FEM8S (3) V0	th. 1,5 mm 1SNA 196 951 R1600
CPV3 (for SCFCV3...)	1SNA 176 817 R1300		
AL2	DIA. 2,0 mm 1SNA 163 070 R0000		
AL3	DIA. 3,0 mm 1SNA 163 261 R0000		
FC2	DIA. 2 mm 1SNA 007 865 R2600	FC2 (4)	DIA. 2 mm 1SNA 007 865 R2600
PC81	10 poles 1SNA 173 523 R1100	PC81 35 A	10 poles 1SNA 173 523 R1100
AD2,5	1SNA 114 205 R2000	AD2,5 24 A	1SNA 114 205 R2000
		TGA8	2 poles 1SNA 168 672 R1100
			3 poles 1SNA 168 673 R1200
			4 poles 1SNA 168 674 R1300
		ANT	1SNA 168 675 R1400

Side of block RC810
RC610 on lever RC810 on side
Note : (1) 400 V for M 4/8.SNT. (2) Protection index given for closed block. (3) End sections and circuit separators snapped on rails. (4) For M 4/8.SNT only.

Fuse holder terminal blocks Double-deck for 5 x 20 and 5 x 25 mm fuses Screw clamp

DIN 1 - DIN 3



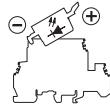
End stop	th. 9 mm	BADL	V0	1SNA 399 903 R0200
End stop	th. 10 mm	BAM2	V2	1SNA 206 351 R1600
End stop	th. 10 mm	BAM2 V0	V0	1SNA 296 351 R0000
Rail	35 x 7,5 x 1	PR3.Z2		1SNA 174 300 R1700
Rail	35 x 15 x 2,3	PR4		1SNA 168 500 R1200
Rail	35 x 15 x 1,5	PR5		1SNA 168 700 R2200
Rail	32 x 15 x 1,5	PR1.Z2		1SNA 163 050 R0400

Other end stops, rails and accessories : see section on accessories.

Notes

The use of some accessories may decrease the block's voltage rating. For more information, consult us.

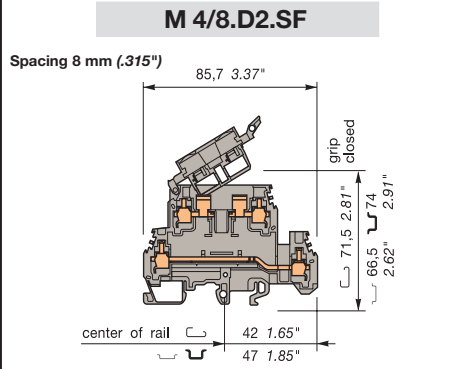
* Blocks with LED indicator are labeled "+" on the outside of the lever. The indicator can be reversed in the field if required.



Accessories

	1 End section	grey	
	2 Test socket		
	3 Test plug		
	4 Assembled jumper bar (without IP 20 protection)		
	5 Connector plate		
	6 Comb-type jumper bar		
	7 IDC jumper		
	8 Assembly rod		
	9 Assembly ring		
	10 Fuse 5 x 20	250 V	
	11 Fuse 5 x 25	250 V	
	12 Fast acting HPC 1500 A		
	11 Disconnect link bar		
	12 Shield connector		

R See section on marking method



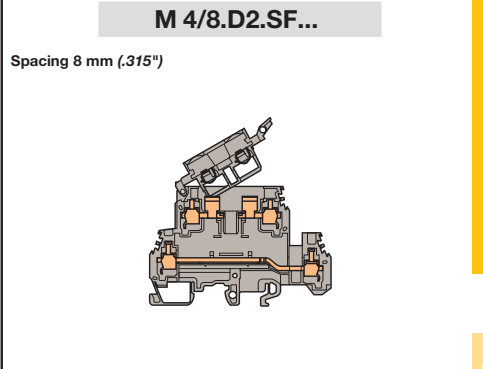
Standard block.

Colour	Type	Part numbers
Grey	<input type="checkbox"/> M 4/8.D2.SF	1SNA 115 604 R2100
Beige V0	<input type="checkbox"/> M 4/8.D2.SF.V0	1SNA 195 604 R2200

Characteristics			
Wire size			
		IEC	UL/CSA
		NFC	DIN
Screw clamp	Rigid	0,5-6 mm ²	24-12 AWG
	Flexible	0,5-4 mm ²	24-12 AWG

Voltage		
Rated	630 V (7)	300 V (1)
Impulse withstand	8 kV	
Pollution degree	3	

Current			
Rated	6,3 A	20 A	
Wire size			
Rated / Gauge	4 mm ² / A4	12 AWG	
Wire stripping length	Recomm. screwdriver	Recomm. torque	Protection
9,5 mm .37"	4 mm .16"	0,5-0,8 Nm 4.4-7.1 lb.in	IP 20 NEMA 1



M 4/8.D2.SF with fusion indicator.

Colour	Type	Part numbers
Grey/LED 24/100 V (8)	<input type="checkbox"/> M 4/8.D2.SFD3	1SNA 115 936 R0300
Grey/Neon 110-230 V (5)	<input type="checkbox"/> M 4/8.D2.SFL	1SNA 115 646 R2200
Grey/LED 24 V (6)	<input type="checkbox"/> M 4/8.D2.SFD	1SNA 115 647 R2300
Grey/LED 48 V (6)	<input type="checkbox"/> M 4/8.D2.SFD1	1SNA 115 648 R0400

Characteristics			
Wire size			
		IEC	UL/CSA
		NFC	DIN
Screw clamp	Rigid	0,5-6 mm ²	24-12 AWG
	Flexible	0,5-4 mm ²	24-12 AWG

Voltage		
Rated	500 V (7)	300 V (1)
Impulse withstand	6 kV	
Pollution degree	3	

Current			
Rated	6,3 A	20 A	
Wire size			
Rated / Gauge	4 mm ² / A4	12 AWG	
Wire stripping length	Recomm. screwdriver	Recomm. torque	Protection
9,5 mm .37"	4 mm .16"	0,5-0,8 Nm 4.4-7.1 lb.in	IP 20 NEMA 1

Type	Part numbers	
FEM8D2S (V2)	th. 1,5 mm	1SNA 116 913 R0700
FEM8D2S (V0)	th. 1,5 mm	1SNA 196 913 R0000
AL2 (1)	DIA. 2 mm	1SNA 163 043 R2100
AL3 (1)	DIA. 3 mm	1SNA 163 261 R0000
AL4 (1)	DIA. 4 mm	1SNA 163 262 R0100
FC2 (3)	DIA. 2 mm	1SNA 007 865 R2600
FC4 (4)	DIA. 4 mm	1SNA 167 860 R0100
BJM8 (1) 41 A	poles	1SNA 168 520 R0500
BJM8 (1) 41 A	poles	1SNA 168 521 R2200
BJM8 (1) 41 A	poles	1SNA 168 522 R2300
BJM8 (1) 41 A	poles	1SNA 168 523 R2400
BJM8 (1) 41 A	poles	1SNA 168 974 R0000
EL6 35 A		1SNA 173 627 R2100
PC81 35 A	10 poles	1SNA 173 523 R1100
AD2,5 24 A		1SNA 114 205 R2000
TGA8	2 poles	1SNA 168 672 R1100
	3 poles	1SNA 168 673 R1200
	4 poles	1SNA 168 674 R1300
ANT		1SNA 168 675 R1400
FU520	0,5 A	1SNA 008 288 R1500
	1 A	1SNA 008 290 R1300
	2 A	1SNA 008 291 R0000
	3,15 A	1SNA 008 289 R1600
	5 A	1SNA 008 292 R0100
FU525	1,6 A	1SNA 167 546 R2200
	2 A	1SNA 167 547 R2300
	2,5 A	1SNA 167 548 R0400
	4 A	1SNA 167 549 R0500
	6,3 A	1SNA 167 550 R0200
CN5		1SNA 179 371 R1600
CBD2S		1SNA 178 408 R1400

Type	Part numbers	
FEM8D2S	th. 1,5 mm	1SNA 116 913 R0700
AL2 (1)	DIA. 2 mm	1SNA 163 043 R2100
AL3 (1)	DIA. 3 mm	1SNA 163 261 R0000
AL4 (1)	DIA. 4 mm	1SNA 163 262 R0100
FC2 (3)	DIA. 2 mm	1SNA 007 865 R2600
FC4 (4)	DIA. 4 mm	1SNA 167 860 R0100
BJM8 (1) 41 A	2 poles	1SNA 168 520 R0500
BJM8 (1) 41 A	3 poles	1SNA 168 521 R2200
BJM8 (1) 41 A	4 poles	1SNA 168 522 R2300
BJM8 (1) 41 A	5 poles	1SNA 168 523 R2400
BJM8 (1) 41 A	10 poles	1SNA 168 974 R0000
EL6 35 A		1SNA 173 627 R2100
PC81 35 A	10 poles	1SNA 173 523 R1100
AD2,5 24 A		1SNA 114 205 R2000
TGA8	2 poles	1SNA 168 672 R1100
	3 poles	1SNA 168 673 R1200
	4 poles	1SNA 168 674 R1300
ANT		1SNA 168 675 R1400
FU520	0,5 A	1SNA 008 288 R1500
	1 A	1SNA 008 290 R1300
	2 A	1SNA 008 291 R0000
	3,15 A	1SNA 008 289 R1600
	5 A	1SNA 008 292 R0100
FU525	1,6 A	1SNA 167 546 R2200
	2 A	1SNA 167 547 R2300
	2,5 A	1SNA 167 548 R0400
	4 A	1SNA 167 549 R0500
	6,3 A	1SNA 167 550 R0200
CBD2S		1SNA 178 408 R1400

Note : (1) Only for lower deck. (2) Only for upper connection. Use of these accessories requires the user to cut out the partition. (3) For block equipped with test socket AL2. (4) For block equipped with test socket AL4. (5) Leakage current with neon lamp : < 0,5 mA (110 VAC), < 0,7 mA (230 VAC). (6) Leakage current with LED 24 or 48 VDC < 4,5 mA. (7) Insulation voltage of terminal block - operating voltage : according to fuse. (8) Leakage current with LED 24 or 110 VDC : 0,5 mA at 24 V ; 2,2 mA at 110 V.

Fuse holder terminal blocks

Double-deck

for 5 x 20 and 5 x 25 mm fuses

Screw clamp

DIN 1 - DIN 3

End stop		th. 12 mm	BADH	V2	1SNA 116 900 R2700
End stop		th. 9,1 mm	BAMH	V2	1SNA 114 836 R0000
End stop		th. 9,1 mm	BAMH VO	VO	1SNA 194 836 R0100
Rail		35 x 7,5 x 1	PR3.Z2		1SNA 174 300 R1700
Rail		35 x 15 x 2,3	PR4		1SNA 168 500 R1200
Rail		35 x 15 x 1,5	PR5		1SNA 168 700 R2200
Rail		32 x 15 x 1,5	PR1.Z2		1SNA 163 050 R0400

Other end stops, rails and accessories : see section on accessories.

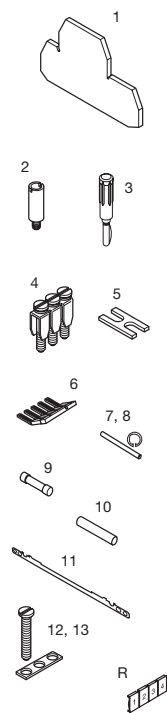
Notes

The use of some accessories may decrease the block's voltage rating. For more information, consult us.

* Blocks with LED indicator are labeled "+" on the outside of the lever. The indicator can be reversed in the field if required.

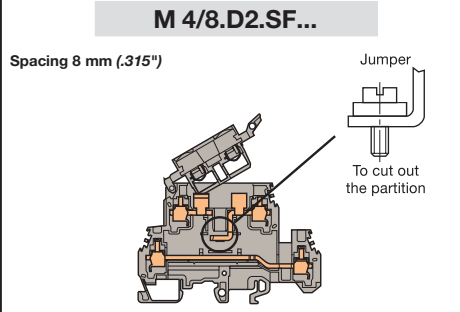


Accessories



1	End section	grey
2	Test socket	
3	Test plug	
4	Assembled jumper bar (without IP 20 protection)	
5	Connector plate	
6	Comb-type jumper bar	
7	Assembly rod	
8	Assembly ring	
9	Fuse 5 x 20	250 V
	Fuse 5 x 25	250 V
	Fast acting HPC 1500 A	
10	Disconnect link bar	
11	Shield connector	
12	Jumper bar not assembled	
13	Screw for BJS	

R See markers section method



M 4/8.D2.SF with* or without fusion indicator. Internal jumpering option.

Colour	Type	Part numbers
Grey	<input type="checkbox"/> M 4/8.D2.SFJ	1SNA 115 692 R1100
Blocks with fusion indicator :		
Grey/Neon 110-220 V* (5)	<input type="checkbox"/> M 4/8.D2.SFLJ	1SNA 115 649 R0500
Grey/LED 24 V* (6)	<input type="checkbox"/> M 4/8.D2.SFDJ(8)	1SNA 115 650 R0200
Grey/LED 48 V* (6)	<input type="checkbox"/> M 4/8.D2.SFDJ1	1SNA 115 651 R2700

Wire size		IEC		UL/CSA(8)	
		NFC	DIN		
Screw clamp	Rigid	0,5-6 mm ²		24-12 AWG	
	Flexible	0,5-4 mm ²		24-12 AWG	

Voltage		Rated	
Rated		500 V (7)	300 V (7)
Impulse withstand		6 kV	
Pollution degree		3	

Current		Rated	
Rated		6,3 A	20 A

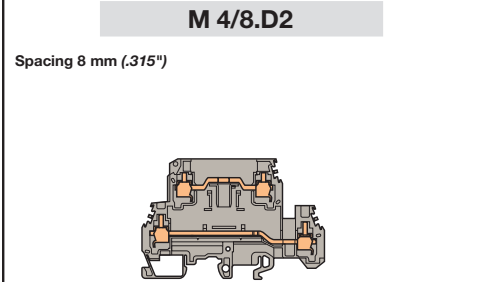
Wire size		Rated / Gauge	
Rated / Gauge		4 mm ² / A4	12 AWG

Wire stripping length	Recomm. screwdriver	Recomm. torque	Protection
9,5 mm .374"	4 mm .157"	0,5-0,8 Nm 4.4-7.1 lb.in	IP 20 NEMA 1

Type	Part numbers	
FEM8D2S	th. 1,5 mm	1SNA 116 913 R0700
AL2 (1)	DIA. 2 mm	1SNA 163 043 R2100
AL3 (1)	DIA. 3 mm	1SNA 163 261 R0000
AL4 (1)	DIA. 4 mm	1SNA 163 262 R0100
FC2 (3)	DIA. 2 mm	1SNA 007 865 R2600
FC4 (4)	DIA. 4 mm	1SNA 167 860 R0100
BJM8 (1) 41 A	2 poles	1SNA 168 520 R0500
BJM8 (1) 41 A	3 poles	1SNA 168 521 R2200
BJM8 (1) 41 A	4 poles	1SNA 168 522 R2300
BJM8 (1) 41 A	5 poles	1SNA 168 523 R2400
BJM8 (1) 41 A	10 poles	1SNA 168 974 R0000
EL6	35 A	1SNA 173 627 R2100
PC81	35 A	1SNA 173 523 R1100
TGA8	2 poles	1SNA 168 672 R1100
	3 poles	1SNA 168 673 R1200
	4 poles	1SNA 168 674 R1300
ANT		1SNA 168 675 R1400
FU520	0,5 A	1SNA 008 288 R1500
	1 A	1SNA 008 290 R1300
	2 A	1SNA 008 291 R0000
	3,15 A	1SNA 008 289 R1600
	5 A	1SNA 008 292 R0100
FU525	1,6 A	1SNA 167 546 R2200
	2 A	1SNA 167 547 R2300
	2,5 A	1SNA 167 548 R0400
	4 A	1SNA 167 549 R0500
	6,3 A	1SNA 167 550 R0200
CN5		1SNA 168 804 R0700
CBD2S		1SNA 178 408 R1400
BJS8 (1) 41 A	20 poles	1SNA 174 789 R0500
EV6		1SNA 168 604 R1600
VJS11 (2)		1SNA 163 394 R2600

RC 610 on lever RC 810 on side

Note : (1) These accessories can be used on the lower connection only. (2) These accessories can be used on the upper connection only. Use of these accessories requires the user to cut out the partition. (3) For block equipped with test socket AL2. (4) For block equipped with test socket AL4. (5) Leakage current with neon lamp : < 0,5 mA (110 VAC), < 0,7 mA (230 VAC). (6) Leakage current with LED 24 or 48 VDC : < 4,5 mA. (7) Insulation voltage of terminal block - operating voltage : according to fuse. (8) UL/CSA approval only for M 4/8.D2?SFDJ.



Terminal block compatible with fuse block M 4/8.D2.SF.

Colour	Type	Part numbers
Grey	<input checked="" type="checkbox"/> M 4/8.D2	Consult us

All characteristics are equal to the M 4/8.D2.SF.

Wire size		IEC		UL		CSA	
		NFC	DIN				
Screw clamp	Rigid	0,5-6 mm ²		24-12 AWG			
	Flexible	0,5-4 mm ²		24-12 AWG			

Voltage		Rated	
Rated		500 V (7)	300 V (7)
Impulse withstand		6 kV	
Pollution degree		3	

Current		Rated	
Rated		6,3 A	20 A

Wire size		Rated / Gauge	
Rated / Gauge		4 mm ² / A4	12 AWG

Wire stripping length	Recomm. screwdriver	Recomm. torque	Protection
9,5 mm .374"	4 mm .157"	0,5-0,8 Nm 4.4-7.1 lb.in	IP 20 NEMA 1

Type	Part numbers	
FEM8D2S	th. 1,5 mm	1SNA 116 913 R0700
AL2 (1)	DIA. 2 mm	1SNA 163 043 R2100
AL3 (1)	DIA. 3 mm	1SNA 163 261 R0000
AL4 (1)	DIA. 4 mm	1SNA 163 262 R0100
FC2 (3)	DIA. 2 mm	1SNA 007 865 R2600
FC4 (4)	DIA. 4 mm	1SNA 167 860 R0100
BJM8 (1) 41 A	2 poles	1SNA 168 520 R0500
BJM8 (1) 41 A	3 poles	1SNA 168 521 R2200
BJM8 (1) 41 A	4 poles	1SNA 168 522 R2300
BJM8 (1) 41 A	5 poles	1SNA 168 523 R2400
BJM8 (1) 41 A	10 poles	1SNA 168 974 R0000
EL6	35 A	1SNA 173 627 R2100
PC81	35 A	1SNA 173 523 R1100
TGA8	2 poles	1SNA 168 672 R1100
	3 poles	1SNA 168 673 R1200
	4 poles	1SNA 168 674 R1300
ANT		1SNA 168 675 R1400
FU520	0,5 A	1SNA 008 288 R1500
	1 A	1SNA 008 290 R1300
	2 A	1SNA 008 291 R0000
	3,15 A	1SNA 008 289 R1600
	5 A	1SNA 008 292 R0100
FU525	1,6 A	1SNA 167 546 R2200
	2 A	1SNA 167 547 R2300
	2,5 A	1SNA 167 548 R0400
	4 A	1SNA 167 549 R0500
	6,3 A	1SNA 167 550 R0200
CN5		1SNA 168 804 R0700
CBD2S		1SNA 178 408 R1400
BJS8 (1) 41 A	20 poles	1SNA 174 789 R0500
EV6		1SNA 168 604 R1600
VJS11 (2)		1SNA 163 394 R2600

Fuse holder terminal block with screwed plug for 5 x 20 mm or 5 x 25 mm fuses

Screw clamp

DIN 1 - DIN 3



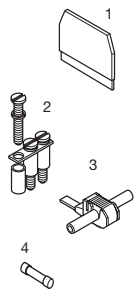
End stop	th. 9 mm	BADL	V0	1SNA 399 903 R0200
End stop	th. 10 mm	BAM2	V2	1SNA 206 351 R1600
End stop	th. 10 mm	BAM2 V0	V0	1SNA 296 351 R0000
Rail	35 x 7,5 x 1	PR3.Z2		1SNA 174 300 R1700
Rail	35 x 15 x 2,3	PR4		1SNA 168 500 R1200
Rail	35 x 15 x 1,5	PR5		1SNA 168 700 R2200
Rail	32 x 15 x 1,5	PR1.Z2		1SNA 163 050 R0400

Other end stops, rails and accessories : see section on accessories.

Notes

The use of some accessories may decrease the block's voltage rating. For more information, consult us.

Accessories



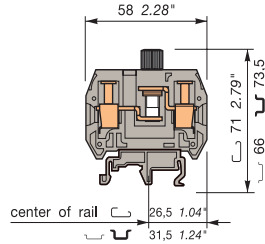
1	End section	grey
2	Standard jumper bar	57 A
3	IDC jumper	250 V
4	Fuse 5 x 20	250 V
	Fuse 5 x 25	250 V
	Fast acting HPC 1500 A	



R See section on markers marking method

MB 10/12.SF...

Spacing 12 mm (.473")



12 mm block, no fusion indicator - for 5 x 20 mm or 5 x 25 mm fuses



Colour	Type	Part numbers
Grey/5x20 mm	<input type="checkbox"/> MB 10/12.SF	1SNA 111 033 R0300
Grey/5x25 mm	<input type="checkbox"/> MB 10/12.SF1	1SNA 111 035 R0500

Characteristics

Wire size		NFC DIN	UL	CSA
Screw clamp	Rigid	0,5-16 mm ²	18-6 AWG	18-6 AWG
	Flexible	0,5-10 mm ²	18-6 AWG	18-6 AWG

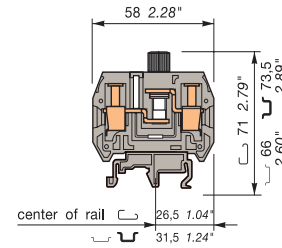
Voltage			
Rated	500 V Gr.C (1)	600 V (1)	250 V
Impulse withstand			
Pollution degree			

Current			
Rated	10 A	15 A	15 A

Wire size			
Rated / Gauge	10 mm ²	6 AWG	6 AWG
Wire stripping length	Recomm. screwdriver	Recomm. torque	Protection
13 mm .512"	6 mm .236"	1,2-1,4 Nm 10.6-12.3 lb.in	IP 10

MB 10/12.SF...

Spacing 12 mm (.473")



12 mm block with neon fusion indicator for fuses 5 x 20 mm.



Colour	Type	Part numbers
Grey/110-220V (2)	<input type="checkbox"/> MB 10/12.SFL	1SNA 111 034 R0400
Grey/LED 24 V (3)	<input type="checkbox"/> MB 10/12.SFD	1SNA 111 037 R0700

Characteristics

Wire size		NFC DIN	UL	CSA
Screw clamp	Rigid	0,5-16 mm ²	18-6 AWG	18-6 AWG
	Flexible	0,5-10 mm ²	18-6 AWG	18-6 AWG

Voltage			
Rated	500 V Gr.C (1)	600 V (1)	250(SFL) 24(SFD)
Impulse withstand			
Pollution degree			

Current			
Rated	10 A	15 A	15 A

Wire size			
Rated / Gauge	10 mm ²	6 AWG	6 AWG
Wire stripping length	Recomm. screwdriver	Recomm. torque	Protection
13 mm .512"	6 mm .236"	1,2-1,4 Nm 10.6-12.3 lb.in	IP 10

Type	Part numbers
FEM12S V2 th. 3 mm	1SNA 117 628 R2200
BJS12 (2) 20 poles	1SNA 177 653 R0700
Screw for BJS	1SNA 163 574 R2200
Washer for BJS	1SNA 163 633 R2500
AD2,5	1SNA 114 205 R2000
FU520 0,5 A	1SNA 008 288 R1500
1 A	1SNA 008 290 R1300
2 A	1SNA 008 291 R0000
3,15 A	1SNA 008 289 R1600
5 A	1SNA 008 292 R0100
FU525 1,6 A	1SNA 167 546 R2200
2 A	1SNA 167 547 R2300
2,5 A	1SNA 167 548 R0400
4 A	1SNA 167 549 R0500
6,3 A	1SNA 167 550 R0200

Type	Part numbers
FEM12S V2 th. 3 mm	1SNA 117 628 R2200
AD2,5 24 A	1SNA 114 205 R2000
FU520 0,5 A	1SNA 008 288 R1500
1 A	1SNA 008 290 R1300
2 A	1SNA 008 291 R0000
3,15 A	1SNA 008 289 R1600
5 A	1SNA 008 292 R0100

RC65 - RC610 Sides of block

Note : (1) Insulation voltage of terminal block - operating voltage : according to fuse.
(2) Use of these accessories requires the user to cut out the partition.

RC65 - RC610 Sides of block

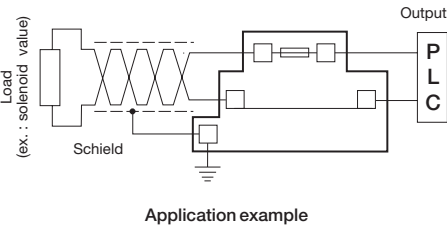
Fuse holder terminal blocks

Double-deck

for 5 x 20 and 5 x 25 mm fuses

Screw clamp

DIN 3



End stop	th. 12 mm	BADH	V2	1SNA 116 900 R2700
End stop	th. 9,1 mm	BAMH	V2	1SNA 114 836 R0000
End stop	th. 9,1 mm	BAMH V0	V0	1SNA 194 836 R0100
Rail	35 x 7,5 x 1	PR3.Z2		1SNA 174 300 R1700
Rail	35 x 15 x 2,3	PR4		1SNA 168 500 R1200
Rail	35 x 15 x 1,5	PR5		1SNA 168 700 R2200

Other end stops, rails and accessories : see section on accessories.

Notes

The use of some accessories may decrease the block's voltage rating. For more information, consult us.

* Blocks with LED indicator are labeled "+" on the outside of the lever. The indicator can be reversed in the field if required.



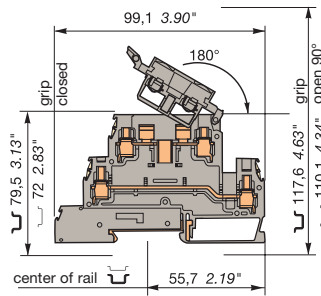
Accessories

	1 End section	grey V0
	2 Test socket	
	3 Test plug	
	4 Assembled jumper bar	(without IP 20 protection)
	5 Connector plate	
	6 Comb-type jumper bar	
	7 IDC jumper	
	8 Assembly rod	
	9 Assembly ring	
	10 Fuse 5 x 20	250 V
	11 Disconnect link bar	

R See section on markers marking method

D 4/8.D2.P.SF

Spacing 8 mm (.315")



Standard block.

Colour	Type	Part numbers	Colour	Type	Part numbers
Grey	<input type="checkbox"/> D 4/8.D2.P.SF	1SNA 400 270 R2000	Grey Neon 110-230 V (5)	<input type="checkbox"/> D 4/8.D2.P.SFL	1SNA 400 271 R1500
Grey LED 24 V (6)	<input type="checkbox"/> D 4/8.D2.P.SFD	1SNA 400 272 R1600			

Characteristics

Wire size	IEC		UL/CSA
	NFC	DIN	pending
Comp.clamp Rigid	0,5-6 mm ²		20-10 AWG
feed-through Flexible	0,5-4 mm ²		20-12 AWG
Comp.clamp Rigid	0,2-4 mm ²		24-12 AWG
ground Flexible	0,22-4 mm ²		24-12 AWG

Voltage		300 V (7)	300 V (1)
Rated / C.C			
Impulse withstand	6 kV		
Pollution degree	3		

Current		6,3 A/480 A/1s	6,3 A/396 A/1s
Rated / C.C			

Wire size		4 mm ² / A4	12 AWG
Rated / Gauge			
Wire stripping length	Recomm. screwdriver	Recomm. torque	Protection
9,5 mm .37"	4 mm .16"	0,5-0,8 Nm 4.4-7.1 lb.in	IP 20 NEMA 1

Characteristics

Wire size	IEC		UL/CSA
	NFC	DIN	
Comp.clamp Rigid			
feed-through Flexible			
Comp.clamp Rigid			
ground Flexible			

Voltage		300 V (7)	300 V (1)
Rated / C.C			
Impulse withstand	6 kV		
Pollution degree	3		

Current		6,3 A/480 A/1s	6,3 A/396 A/1s
Rated / C.C			

Wire size		4 mm ² / A4	12 AWG
Rated / Gauge			
Wire stripping length	Recomm. screwdriver	Recomm. torque	Protection
9,5 mm .37"	4 mm .16"	0,5-0,8 Nm 4.4-7.1 lb.in	IP 20 NEMA 1

Type	Part numbers	Type	Part numbers
FEM8D2S1 V0	th. 1,5 mm 1SNA 400 273 R1700		
AL2 (1)	DIA. 2 mm 1SNA 163 043 R2100		
AL3 (1)	DIA. 3 mm 1SNA 163 261 R0000		
AL4 (1)	DIA. 4 mm 1SNA 163 262 R0100		
FC2 (3)	DIA. 2 mm 1SNA 007 865 R2600		
FC4 (4)	DIA. 4 mm 1SNA 167 860 R0100		
BJM8 (1) 41 A	2 poles 1SNA 168 520 R0500		
BJM8 (1) 41 A	3 poles 1SNA 168 521 R2200		
BJM8 (1) 41 A	4 poles 1SNA 168 522 R2300		
BJM8 (1) 41 A	5 poles 1SNA 168 523 R2400		
BJM8 (1) 41 A	10 poles 1SNA 168 974 R0000		
EL6	35 A 1SNA 173 627 R2100		
PC81	35 A 10 poles 1SNA 173 523 R1100		
AD2,5	24 A 1SNA 114 205 R2000		
TGA8	2 poles 1SNA 168 672 R1100		
	3 poles 1SNA 168 673 R1200		
	4 poles 1SNA 168 674 R1300		
ANT	1SNA 168 675 R1400		
FU520	0,5 A 1SNA 008 288 R1500		
	1 A 1SNA 008 290 R1300		
	2 A 1SNA 008 291 R0000		
	3,15 A 1SNA 008 289 R1600		
	5 A 1SNA 008 292 R0100		
FU525	1,6 A 1SNA 167 546 R2200		
	2 A 1SNA 167 547 R2300		
	2,5 A 1SNA 167 548 R0400		
	4 A 1SNA 167 549 R0500		
	6,3 A 1SNA 167 550 R0200		
CN5	1SNA 179 371 R1600		

Note: (1) Only for lower deck. (2) Only for upper connection. Use of these accessories requires the user to cut out the partition. (3) For block equipped with test socket AL2. (4) For block equipped with test socket AL4. (5) Leakage current with neon lamp : < 0,5 mA (110 VAC), < 0,7 mA (230 VAC). (6) Leakage current with LED 24 VDC < 4,5 mA. (7) Insulation voltage of terminal block - operating voltage : according to fuse.

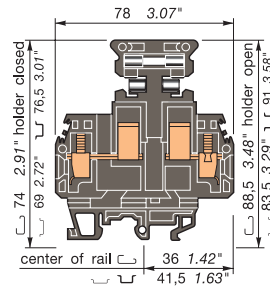
Fuse holder terminal blocks for 5 x 20 mm and 5 x 25 mm fuses

Screw clamp

 DIN 1 - DIN 3

MU 10/13.SF1

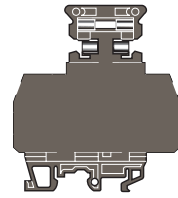
Spacing 13 mm (.512")



13 mm block for fusion indicator (to be ordered separately).

MU 10/14,5.SF1

Spacing 14,5 mm (.571")



14,5 mm block for fusion indicator (to be ordered separately).

End stop		th. 9 mm	BADL	V0	1SNA 399 903 R0200
End stop		th. 10 mm	BAM2	V2	1SNA 206 351 R1600
End stop		th. 10 mm	BAM2 V0	V0	1SNA 296 351 R0000
Rail		35 x 7,5 x 1	PR3.Z2		1SNA 174 300 R1700
Rail		35 x 15 x 2,3	PR4		1SNA 168 500 R1200
Rail		35 x 15 x 1,5	PR5		1SNA 168 700 R2200
Rail		32 x 15 x 1,5	PR1.Z2		1SNA 163 050 R0400

Other end stops, rails and accessories : see section on accessories.

Notes

The use of some accessories may decrease the block's voltage rating. For more information, consult us.

Colour	Type	Part numbers
Black V0		MU 10/13.SF1 1SNA 199 012 R1700

Colour	Type	Part numbers
Black V0		MU 10/14,5.SF1 1SNA 199 011 R1600











Characteristics				
Wire size	Screw clamp	Wire size		
		NFC	DIN	UL
Rigid		0,5-16 mm ²	22-10 AWG	6 AWG max.
Flexible		0,5-10 mm ²	22-10 AWG	6 AWG max.

Characteristics				
Wire size	Screw clamp	Wire size		
		NFC	DIN	UL
Rigid		0,5-16 mm ²	22-10 AWG	6 AWG max.
Flexible		0,5-10 mm ²	22-10 AWG	6 AWG max.

Voltage			
Rated	750 V Gr.C (1)	600 V (1)	600 V (1)
Impulse withstand			
Pollution degree			
Current			
Rated	16 A	16 A	16 A
Wire size			
Rated / Gauge	10 mm ²	10 AWG	6 AWG
Wire stripping length	Recomm. screwdriver	Recomm. torque	Protection
12 mm .47"	5,5 mm .22"	1,2-1,4 Nm 10,6-12,3 lb.in	IP 20 NEMA 1

Voltage			
Rated	750 V Gr.C (1)	600 V (1)	600 V (1)
Impulse withstand			
Pollution degree			
Current			
Rated	16 A	16 A	16 A
Wire size			
Rated / Gauge	10 mm ²	10 AWG	6 AWG
Wire stripping length	Recomm. screwdriver	Recomm. torque	Protection
12 mm .47"	5,5 mm .22"	1,2-1,4 Nm 10,6-12,3 lb.in	IP 20 NEMA 1

Accessories

	1 End section	black
	2 Test plug	
	3 Test socket	
	4 Standard jumper bar	
	5 Screw for BJ	
	6 Washer for BJ	
	7 Fuse 5 x 20	250 V
	8 Fusion indicator	
	9 Comb-type jumper bar	70 A
	R See section on markers marking method	

Type	Part numbers
FEM13U V0 th. 1,5 mm	1SNA 199 635 R2400
FC2 DIA. 2 mm	1SNA 007 865 R2600
FC4 DIA. 4 mm	1SNA 167 860 R0100
AL2 DIA. 2 mm	1SNA 163 043 R2100
AL3 DIA. 3 mm	1SNA 163 261 R0000
AL4 DIA. 4 mm	1SNA 163 262 R0100
BJS131 10 poles	1SNA 175 991 R1100
VJS11	1SNA 163 394 R2600
RDJ11	1SNA 168 783 R0100
FU520 0,5 A	1SNA 008 288 R1500
1 A	1SNA 008 290 R1300
2 A	1SNA 008 291 R0000
3,15 A	1SNA 008 289 R1600
5 A	1SNA 008 292 R0100
FU525 1,6 A	1SNA 167 546 R2200
2 A	1SNA 167 547 R2300
2,5 A	1SNA 167 548 R0400
4 A	1SNA 167 549 R0500
6,3 A	1SNA 167 550 R0200
LEN Neon 110 - 230 VAC	1SNA 167 075 R2500
Neon 480 VAC	1SNA 103 909 R0000
Leakage current with neon indicator < 0,5 mA (110 & 480 VAC) < 0,7 mA (230 VAC)	
PC 13 10 poles	1SNA 173 510 R2000
RC65 - RC610 RC810 Sides of block RC1010	

Type	Part numbers
FC2 closed block delivered with plate DIA. 2 mm	1SNA 007 865 R2600
FC4 DIA. 4 mm	1SNA 167 860 R0100
AL2 DIA. 2 mm	1SNA 163 043 R2100
AL3 DIA. 3 mm	1SNA 163 261 R0000
AL4 DIA. 4 mm	1SNA 163 262 R0100
FU520 0,5 A	1SNA 008 288 R1500
1 A	1SNA 008 290 R1300
2 A	1SNA 008 291 R0000
3,15 A	1SNA 008 289 R1600
5 A	1SNA 008 292 R0100
FU525 1,6 A	1SNA 167 546 R2200
2 A	1SNA 167 547 R2300
2,5 A	1SNA 167 548 R0400
4 A	1SNA 167 549 R0500
6,3 A	1SNA 167 550 R0200
LEN Neon 110 - 230 VAC	1SNA 167 075 R2500
Neon 480 VAC	1SNA 103 909 R0000
Leakage current with neon indicator < 0,5 mA (110 & 480 VAC) < 0,7 mA (230 VAC)	
RC65 - RC610 RC810 Sides of block RC1010	

Note : (1) Insulation voltage of terminal block - operating voltage : according to fuse.

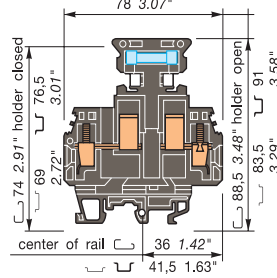
Fuse holder terminal blocks for 6,35 x 25,4 mm ^{1/4} x 1 in. and 6,35 x 32 mm ^{1/4} x 1 1/4 in. fuses

Screw clamp

 DIN 1 - DIN 3

MU 10/13.SF2

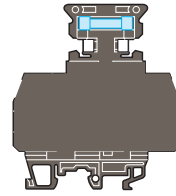
Spacing 13 mm (.512")










13 mm block for fusion indicator (to be ordered separately).

MU 10/14,5.SF2

Spacing 14,5 mm (.571")






14,5 mm block for fusion indicator (to be ordered separately).




End stop		th. 9 mm	BADL	V0	1SNA 399 903 R0200
End stop		th. 10 mm	BAM2	V2	1SNA 206 351 R1600
End stop		th. 10 mm	BAM2 V0	V0	1SNA 296 351 R0000
Rail		35 x 7,5 x 1	PR3.Z2		1SNA 174 300 R1700
Rail		35 x 15 x 2,3	PR4		1SNA 168 500 R1200
Rail		35 x 15 x 1,5	PR5		1SNA 168 700 R2200
Rail		32 x 15 x 1,5	PR1.Z2		1SNA 163 050 R0400

Other end stops, rails and accessories : see section on accessories.

Notes

The use of some accessories may decrease the block's voltage rating. For more information, consult us.

		
Colour	Type	Part numbers
Black V0	 MU 10/13.SF2	1SNA 199 014 R1100

		
Colour	Type	Part numbers
Black V0	 MU 10/14,5.SF2	1SNA 199 013 R1000

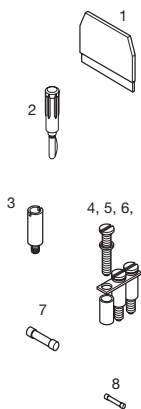
Characteristics						
Wire size						
		NFC	DIN	UL	CSA	
Screw clamp	Rigid	0,5-16 mm ²			22-10 AWG	6 AWG max.
	Flexible	0,5-10 mm ²			22-10 AWG	6 AWG max.

Characteristics						
Wire size						
		NFC	DIN	UL	CSA	
Screw clamp	Rigid	0,5-16 mm ²			22-10 AWG	6 AWG max.
	Flexible	0,5-10 mm ²			22-10 AWG	6 AWG max.


Voltage			
Rated	750 V Gr.C (1)	600 V (1)	600 V (1)
Impulse withstand			
Pollution degree			
Current			
Rated	16 A	16 A	16 A
Wire size			
Rated / Gauge	10 mm ²	10 AWG	6 AWG
Wire stripping length	Recomm. screwdriver	Recomm. torque	Protection
12 mm .47"	5,5 mm .22"	1,2-1,4 Nm 10.6-12.3 lb.in	IP 20 NEMA 1

Voltage			
Rated	750 V Gr.C (1)	600 V (1)	600 V (1)
Impulse withstand			
Pollution degree			
Current			
Rated	16 A	16 A	16 A
Wire size			
Rated / Gauge	10 mm ²	10 AWG	6 AWG
Wire stripping length	Recomm. screwdriver	Recomm. torque	Protection
12 mm .47"	5,5 mm .22"	1,2-1,4 Nm 10.6-12.3 lb.in	IP 20 NEMA 1

Accessories



- 1 End section black
- 2 Test plug
- 3 Test socket
- 4 Standard jumper bar
- 5 Screw for BJ
- 6 Washer for BJ
- 7 Fuse 6,35 x 32 Quick blow fuse cartridge as per UTE 93435
- 8 Fusion indicator

 R See section on markers marking method

Type	Part numbers		
FEM13U V0	th. 1,5 mm	1SNA 199 635 R2400	
FC2	DIA. 2 mm	1SNA 007 865 R2600	
FC4	DIA. 4 mm	1SNA 167 860 R0100	
AL2	DIA. 2 mm	1SNA 163 043 R2100	
AL3	DIA. 3 mm	1SNA 163 261 R0000	
AL4	DIA. 4 mm	1SNA 163 262 R0100	
BJS131	10 poles	1SNA 175 991 R1100	
VJS11		1SNA 163 394 R2600	
RDJ11		1SNA 168 783 R0100	
FU633	6,35 x 32		
	0,25 A	1SNA 168 554 R0300	
	0,63 A	1SNA 168 555 R0400	
	1 A	1SNA 168 556 R0500	
	1,6 A	1SNA 168 557 R0600	
	2,5 A	1SNA 168 558 R1700	
	4 A	1SNA 168 559 R1000	
	6,3 A	1SNA 168 560 R1500	
	10 A	1SNA 168 561 R0200	
	16 A	1SNA 168 562 R0300	
LEN Neon	110 - 230 VAC	1SNA 167 075 R2500	
LEN Neon	480 VAC	1SNA 103 909 R0000	
Leakage current with neon indicator			
< 0,5 mA (110 & 480 VAC)			
< 0,7 mA (230 VAC)			
RC65 - RC610	RC810 Sides of block	RC1010	

Type	Part numbers		
delivered with the block			
FC2	DIA. 2 mm	1SNA 007 865 R2600	
FC4	DIA. 4 mm	1SNA 167 860 R0100	
AL2	DIA. 2 mm	1SNA 163 043 R2100	
AL3	DIA. 3 mm	1SNA 163 261 R0000	
AL4	DIA. 4 mm	1SNA 163 262 R0100	
FU633	6,35 x 32		
	0,25 A	1SNA 168 554 R0300	
	0,63 A	1SNA 168 555 R0400	
	1 A	1SNA 168 556 R0500	
	1,6 A	1SNA 168 557 R0600	
	2,5 A	1SNA 168 558 R1700	
	4 A	1SNA 168 559 R1000	
	6,3 A	1SNA 168 560 R1500	
	10 A	1SNA 168 561 R0200	
	16 A	1SNA 168 562 R0300	
LEN Neon	110 - 230 VAC	1SNA 167 075 R2500	
LEN Neon	480 VAC	1SNA 103 909 R0000	
Leakage current with neon indicator			
< 0,5 mA (110 & 480 VAC)			
< 0,7 mA (230 VAC)			
RC65 - RC610	RC810 Sides of block	RC1010	

Note : (1) Insulation voltage of terminal block - operating voltage : according to fuse.

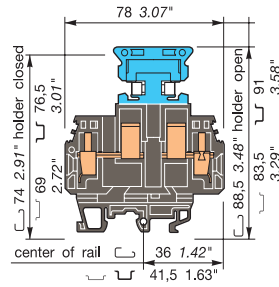
Switch terminal blocks with neutral cartridge

Screw clamp

 **DIN 1 - DIN 3**

MU 10/13.SN3

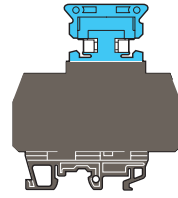
Spacing 13 mm (.512")



13 mm block with neutral cartridge locked on blue holder.

MU 10/14,5.SN3

Spacing 14,5 mm (.571")



14,5 mm block with neutral cartridge locked on blue holder.

End stop		th. 9 mm	BADL	V0	1SNA 399 903 R0200
End stop		th. 10 mm	BAM2	V2	1SNA 206 351 R1600
End stop		th. 10 mm	BAM2 V0	V0	1SNA 296 351 R0000
Rail		35 x 7,5 x 1	PR3.Z2		1SNA 174 300 R1700
Rail		35 x 15 x 2,3	PR4		1SNA 168 500 R1200
Rail		35 x 15 x 1,5	PR5		1SNA 168 700 R2200
Rail		32 x 15 x 1,5	PR1.Z2		1SNA 163 050 R0400

Other end stops, rails and accessories : see section on accessories.

Notes

The use of some accessories may decrease the block's voltage rating. For more information, consult us.

Colour	Type	Part numbers	
Black/Blue V0	MU 10/13.SN3	1SNA 199 021 R1000	

Colour	Type	Part numbers	
Black/Blue V0	MU 10/14,5.SN3	1SNA 199 015 R1200	

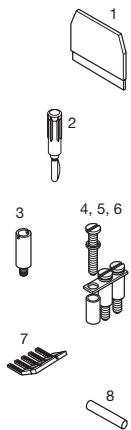
Characteristics					
Wire size		NFC	DIN	UL	CSA
Screw clamp	Rigid	0,5-16 mm ²		22-10 AWG	6 AWG max.
	Flexible	0,5-10 mm ²		22-10 AWG	6 AWG max.

Characteristics					
Wire size		NFC	DIN	UL	CSA
Screw clamp	Rigid	0,5-16 mm ²		22-10 AWG	6 AWG max.
	Flexible	0,5-10 mm ²		22-10 AWG	6 AWG max.

Voltage			
Rated	750 V Gr.C	600 V	600 V
Impulse withstand			
Pollution degree			
Current			
Rated	16 A	16 A	16 A
Wire size			
Rated / Gauge	10 mm ²	10 AWG	6 AWG
Wire stripping length	Recomm. screwdriver	Recomm. torque	Protection
12 mm .47"	5,5 mm .22"	1,2-1,4 Nm 10,6-12,3 lb.in	IP 20 NEMA 1

Voltage			
Rated	750 V Gr.C	600 V	600 V
Impulse withstand			
Pollution degree			
Current			
Rated	16 A	16 A	16 A
Wire size			
Rated / Gauge	10 mm ²	10 AWG	6 AWG
Wire stripping length	Recomm. screwdriver	Recomm. torque	Protection
12 mm .47"	5,5 mm .22"	1,2-1,4 Nm 10,6-12,3 lb.in	IP 20 NEMA 1

Accessories



1 End section	black
2 Test plug	
3 Test socket	
4 Standard jumper bar	57 A
5 Screw for BJS	
6 Washer for BJS	
7 Comb-type jumper bar	70 A
8 Neutral cartridge	



R See section on markers marking method

Type	Part numbers		
FEM13U V0	th. 1,5 mm	1SNA 199 635 R2400	
FC2	DIA. 2 mm	1SNA 007 865 R2600	
FC4	DIA. 4 mm	1SNA 167 860 R0100	
AL2	DIA. 2 mm	1SNA 163 043 R2100	
AL3	DIA. 3 mm	1SNA 163 261 R0000	
AL4	DIA. 4 mm	1SNA 163 262 R0100	
BJS131	10 poles	1SNA 175 991 R1100	
VJS11		1SNA 163 394 R2600	
RDJ11		1SNA 168 783 R0100	
PC13	10 poles	1SNA 173 510 R2000	
CN		1SNA 173 582 R1500	

RC65 - RC610 RC810 Sides of block RC1010

Type	Part numbers		
delivered with the block			
FC2	DIA. 2 mm	1SNA 007 865 R2600	
FC4	DIA. 4 mm	1SNA 167 860 R0100	
AL2	DIA. 2 mm	1SNA 163 043 R2100	
AL3	DIA. 3 mm	1SNA 163 261 R0000	
AL4	DIA. 4 mm	1SNA 163 262 R0100	
CN		1SNA 173 582 R1500	

RC65 - RC610 RC810 Sides of block RC1010

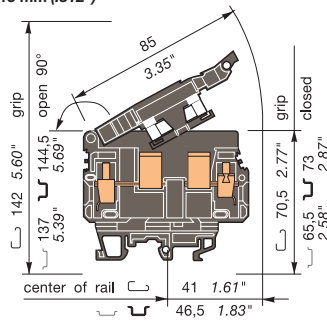
Fuse holder terminal blocks for 6,35 x 25,4 mm ^{1/4} x 1 in. and 6,35 x 32 mm ^{1/4} x 1 1/4 in. fuses

Screw clamp DIN 1 - DIN 3



ML 10/13.SF

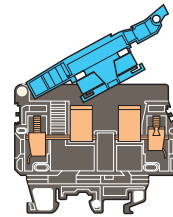
Spacing 13 mm (.512")



13 mm standard block.

ML 10/13.SN

Spacing 13 mm (.512")



13 mm block with disconnect link bar locked on blue lever.

End stop	th. 9 mm	BADL	V0	1SNA 399 903 R0200
End stop	th. 10 mm	BAM2	V2	1SNA 206 351 R1600
End stop	th. 10 mm	BAM2 V0	V0	1SNA 296 351 R0000
Rail	35 x 7,5 x 1	PR3.Z2		1SNA 174 300 R1700
Rail	35 x 15 x 2,3	PR4		1SNA 168 500 R1200
Rail	35 x 15 x 1,5	PR5		1SNA 168 700 R2200
Rail	32 x 15 x 1,5	PR1.Z2		1SNA 163 050 R0400

Other end stops, rails and accessories : see section on accessories.

Notes

The use of some accessories may decrease the block's voltage rating. For more information, consult us.

Colour	Type	Part numbers	
Black V0	■ ML 10/13.SF	1SNA 199 095 R1300	

Colour	Type	Part numbers	
Black / Blue V0	■ ML 10/13.SN	1SNA 199 105 R2200	

Characteristics				
Wire size		IEC	UL	CSA
		NFC DIN		
Screw clamp	Rigid	0,5-16 mm ²	22-10 AWG	22-8 AWG
	Flexible	0,5-10 mm ²	22-10 AWG	22-8 AWG

Characteristics				
Wire size		IEC	UL	CSA
		NFC DIN		
Screw clamp	Rigid	0,5-16 mm ²	22-10 AWG	22-8 AWG
	Flexible	0,5-10 mm ²	22-10 AWG	22-8 AWG

Voltage			
Rated		800 V (1)	600 V (1) 600 V (1)
Impulse withstand		8 kV	
Pollution degree		3	

Current			
Rated		16 A	25 A 25 A

Wire size			
Rated / Gauge		10 mm ² / A6	10 AWG 8 AWG
Wire stripping length	Recomm. screwdriver	Recomm. torque	Protection
	12 mm .472"	5,5 mm .217"	1,2-1,4 Nm 10,6-12,3 lb.in

Voltage			
Rated		800 V	600 V 600 V
Impulse withstand		8 kV	
Pollution degree		3	

Current			
Rated		16 A	25 A 25 A

Wire size			
Rated / Gauge		10 mm ² / A6	10 AWG 8 AWG
Wire stripping length	Recomm. screwdriver	Recomm. torque	Protection
	12 mm .472"	5,5 mm .217"	1,2-1,4 Nm 10,6-12,3 lb.in

Accessories

	1 End section	black
	2 Test plug	
	3 Test socket	
	4 Standard jumper bar screw for BJS washer for BJS	
	5 Comb-type jumper bar	70 A
	6 Assembly rod	
	7 Assembly ring	
	8 Fuse 6,35x32 mm (^{1/4} x 1 1/4) BPC quick-blow fuse cartridge as per IEC 127-2	
	HPC time delay fuse cartridge as per UL 198G	
	R See section on marking method	

Type		Part numbers
FEM13U V0	th. 1,5 mm	1SNA 199 635 R2400
FC2	DIA. 2 mm	1SNA 007 865 R2600
FC4	DIA. 4 mm	1SNA 167 860 R0100
AL2	DIA. 2 mm	1SNA 163 043 R2100
AL3	DIA. 3 mm	1SNA 163 261 R0000
AL4	DIA. 4 mm	1SNA 163 262 R0100
BJS131 (2)	10 poles	1SNA 175 991 R1100
VJS11		1SNA 163 394 R2600
RDJ11		1SNA 168 783 R0100
PC13	10 poles	1SNA 173 510 R2000
TGA13	2 poles	1SNA 168 564 R0500
TGA13	3 poles	1SNA 168 565 R0600
TGA13	4 poles	1SNA 168 566 R0700
ANT		1SNA 168 675 R1400
FU633	6,35 x 32	
	0,25 A	1SNA 168 554 R0300
	0,63 A	1SNA 168 555 R0400
	1 A	1SNA 168 556 R0500
	1,6 A	1SNA 168 557 R0600
	2,5 A	1SNA 168 558 R1700
	4 A	1SNA 168 559 R1000
	6,3 A	1SNA 168 560 R1500
	10 A	1SNA 168 561 R0200
	16 A	1SNA 168 562 R0300

Type		Part numbers
FEM13U V0	th. 1,5 mm	1SNA 199 635 R2400
FC2	DIA. 2 mm	1SNA 007 865 R2600
FC4	DIA. 4 mm	1SNA 167 860 R0100
AL2	DIA. 2 mm	1SNA 163 043 R2100
AL3	DIA. 3 mm	1SNA 163 261 R0000
AL4	DIA. 4 mm	1SNA 163 262 R0100
BJS131 (2)	10 poles	1SNA 175 991 R1100
VJS11		1SNA 163 394 R2600
RDJ11		1SNA 168 783 R0100
PC13	10 poles	1SNA 173 510 R2000
TGA13	2 poles	1SNA 168 564 R0500
TGA13	3 poles	1SNA 168 565 R0600
TGA13	4 poles	1SNA 168 566 R0700
ANT		1SNA 168 675 R1400

Installation of jumper bar not assembled

Use of the BJS requires the user to cut out the partition

RC610 on top of block	RC810 on sides of block	RC1010
-----------------------	-------------------------	--------

Note : (1) Insulation voltage of terminal block - operating voltage : according to fuse.
(2) Use of these accessories require the user to cut out the partition.

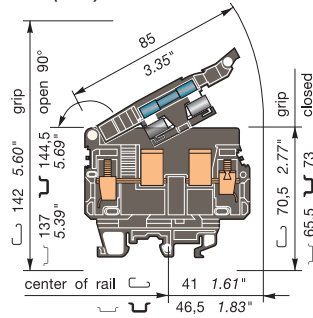
Fuse holder terminal blocks for 6,35 x 25,4 mm ^{1/4} x 1 in. and 6,35 x 32 mm ^{1/4} x 1 1/4 in. fuses

Screw clamp

 DIN 1 - DIN 3

ML 10/13.SFL...

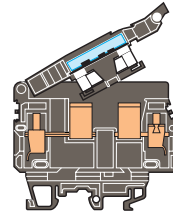
Spacing 13 mm (.512")



13 mm block with neon fusion indicator.

ML 10/13.SFD...

Spacing 13 mm (.512")



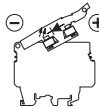
13 mm block with LED fusion indicator.

End stop		th. 9 mm	BADL	V0	1SNA 399 903 R0200
End stop		th. 10 mm	BAM2	V2	1SNA 206 351 R1600
End stop		th. 10 mm	BAM2 V0	V0	1SNA 296 351 R0000
Rail		35 x 7,5 x 1	PR3.Z2		1SNA 174 300 R1700
Rail		35 x 15 x 2,3	PR4		1SNA 168 500 R1200
Rail		35 x 15 x 1,5	PR5		1SNA 168 700 R2200
Rail		32 x 15 x 1,5	PR1.Z2		1SNA 163 050 R0400

Other end stops, rails and accessories : see section on accessories.

Notes

The use of some accessories may decrease the block's voltage rating. For more information, consult us.



* Blocks with LED indicator are labeled "+" on the outside of the lever. The indicator can be reversed in the field if required.

Colour	Type	Part numbers
Black V0/110-230V	ML 10/13.SFL	1SNA 199 168 R0000
Black V0/480V	ML 10/13.SFL1	1SNA 199 165 R2500

Colour	Type	Part numbers
Black V0/LED 24V	ML 10/13.SFD	1SNA 199 166 R2600
Black V0/LED 48V	ML 10/13.SFD1	1SNA 199 167 R2700

Wire size		IEC	DIN	UL	CSA
Screw clamp	Rigid	0,5-16 mm ²		22-10 AWG	22-8 AWG
	Flexible	0,5-10 mm ²		22-10 AWG	22-8 AWG

Wire size		IEC	DIN	UL	CSA
Screw clamp	Rigid	0,5-16 mm ²		22-10 AWG	22-8 AWG
	Flexible	0,5-10 mm ²		22-10 AWG	22-8 AWG

Voltage		800 V (1)	600 V (1)	600 V (1)
Rated				
Impulse withstand		8 kV		
Pollution degree		3		

Voltage		800 V (1)	600 V (1)	600 V (1)
Rated				
Impulse withstand		8 kV		
Pollution degree		3		

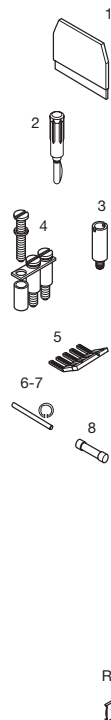
Current		16 A	25 A	25 A
Rated				

Wire size		10 mm ² / A6	10 AWG	8 AWG
Rated / Gauge				
Wire stripping length	Recomm. screwdriver	Recomm. torque	Protection	
12 mm .472"	5,5 mm .217"	1,2-1,4 Nm 10.6-12.3 lb.in		

Current		16 A	25 A	25 A
Rated				

Wire size		10 mm ² / A6	10 AWG	8 AWG
Rated / Gauge				
Wire stripping length	Recomm. screwdriver	Recomm. torque	Protection	
12 mm .472"	5,5 mm .217"	1,2-1,4 Nm 10.6-12.3 lb.in		

Accessories



Type	Part numbers
FEM13U V0	th. 1,5 mm 1SNA 199 635 R2400
FC2	DIA. 2 mm 1SNA 007 865 R2600
FC4	DIA. 4 mm 1SNA 167 860 R0100
AL2	DIA. 2 mm 1SNA 163 043 R2100
AL3	DIA. 3 mm 1SNA 163 261 R0000
AL4	DIA. 4 mm 1SNA 163 262 R0100
BJS131 (2)	10 poles 1SNA 175 991 R1100
VJS11	1SNA 163 394 R2600
RDJ11	1SNA 168 783 R0100
PC13	10 poles 1SNA 173 510 R2000
TGA13	2 poles 1SNA 168 564 R0500
TGA13	3 poles 1SNA 168 565 R0600
TGA13	4 poles 1SNA 168 566 R0700
ANT	1SNA 168 675 R1400
FU633	6,35 x 32
	0,25 A 1SNA 168 554 R0300
	0,63 A 1SNA 168 555 R0400
	1 A 1SNA 168 556 R0500
	1,6 A 1SNA 168 557 R0600
	2,5 A 1SNA 168 558 R1700
	4 A 1SNA 168 559 R1000
	6,3 A 1SNA 168 560 R1500
	10 A 1SNA 168 561 R0200
	16 A 1SNA 168 562 R0300

Type	Part numbers
FEM13U V0	th. 1,5 mm 1SNA 199 635 R2400
FC2	DIA. 2 mm 1SNA 007 865 R2600
FC4	DIA. 4 mm 1SNA 167 860 R0100
AL2	DIA. 2 mm 1SNA 163 043 R2100
AL3	DIA. 3 mm 1SNA 163 261 R0000
AL4	DIA. 4 mm 1SNA 163 262 R0100
BJS131 (2)	10 poles 1SNA 175 991 R1100
VJS11	1SNA 163 394 R2600
RDJ11	1SNA 168 783 R0100
PC13	10 poles 1SNA 173 510 R2000
TGA13	2 poles 1SNA 168 564 R0500
TGA13	3 poles 1SNA 168 565 R0600
TGA13	4 poles 1SNA 168 566 R0700
ANT	1SNA 168 675 R1400
FU633	6,35 x 32
	0,25 A 1SNA 168 554 R0300
	0,63 A 1SNA 168 555 R0400
	1 A 1SNA 168 556 R0500
	1,6 A 1SNA 168 557 R0600
	2,5 A 1SNA 168 558 R1700
	4 A 1SNA 168 559 R1000
	6,3 A 1SNA 168 560 R1500
	10 A 1SNA 168 561 R0200
	16 A 1SNA 168 562 R0300

Leakage current with neon indicator < 0,5 mA (110 & 480 V) < 0,7 mA (230 V)

Type	Part numbers
FEM13U V0	th. 1,5 mm 1SNA 199 635 R2400
FC2	DIA. 2 mm 1SNA 007 865 R2600
FC4	DIA. 4 mm 1SNA 167 860 R0100
AL2	DIA. 2 mm 1SNA 163 043 R2100
AL3	DIA. 3 mm 1SNA 163 261 R0000
AL4	DIA. 4 mm 1SNA 163 262 R0100
BJS131 (2)	10 poles 1SNA 175 991 R1100
VJS11	1SNA 163 394 R2600
RDJ11	1SNA 168 783 R0100
PC13	10 poles 1SNA 173 510 R2000
TGA13	2 poles 1SNA 168 564 R0500
TGA13	3 poles 1SNA 168 565 R0600
TGA13	4 poles 1SNA 168 566 R0700
ANT	1SNA 168 675 R1400
FU633	6,35 x 32
	0,25 A 1SNA 168 554 R0300
	0,63 A 1SNA 168 555 R0400
	1 A 1SNA 168 556 R0500
	1,6 A 1SNA 168 557 R0600
	2,5 A 1SNA 168 558 R1700
	4 A 1SNA 168 559 R1000
	6,3 A 1SNA 168 560 R1500
	10 A 1SNA 168 561 R0200
	16 A 1SNA 168 562 R0300

Leakage current with LED indicator 24 V or 48 V < 4,5 mA

R See section on markers marking method

RCB610 on top of block RC810 on sides of block RC1010

Note : (1) Insulation voltage of terminal block - operating voltage : according to fuse. (2) Use of these accessories requires the user to cut out the partition.

Fuse holder terminal blocks for 6,35 x 32 mm ¹/₄ x 1 ¹/₄ in. fuses

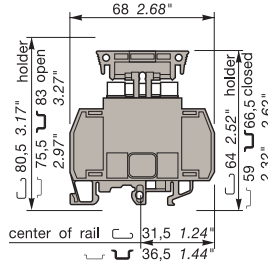
Screw clamp

DIN 1 - DIN 3



M 10/16.SF...

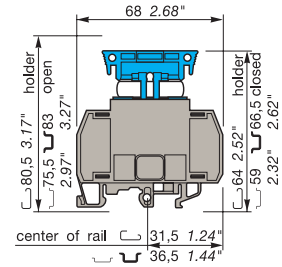
Spacing 16 mm (.630")



16 mm block with or without fusion indicator.

M 10/16.SN

Spacing 16 mm (.630")



16 mm block with disconnect link bar locked on blue holder.

Colour	Type	Part numbers	
Without fusion indicator :			
Grey	M 10/16.SF	1SNA 115 377 R2400	
For fusion indicator to be ordered separately :			
Grey	M 10/16.SFL	1SNA 115 378 R0500	

Colour	Type	Part numbers	
Grey	M 10/16.SN	1SNA 115 379 R0600	

End stop		th. 9 mm	BADL	V0	1SNA 399 903 R0200
End stop		th. 10 mm	BAM2	V2	1SNA 206 351 R1600
End stop		th. 10 mm	BAM2 V0	V0	1SNA 296 351 R0000
Rail		35 x 7,5 x 1	PR3.Z2		1SNA 174 300 R1700
Rail		35 x 15 x 2,3	PR4		1SNA 168 500 R1200
Rail		35 x 15 x 1,5	PR5		1SNA 168 700 R2200
Rail		32 x 15 x 1,5	PR1.Z2		1SNA 163 050 R0400

Other end stops, rails and accessories : see section on accessories.

Characteristics						
Wire size						
		NFC	DIN	UL	CSA	
Screw clamp	Rigid	0,5-10 mm ²			18-8 AWG	20-8 AWG
	Flexible	0,5-6 mm ²			18-8 AWG	20-8 AWG

Characteristics						
Wire size						
		NFC	DIN	UL	CSA	
Screw clamp	Rigid	0,5-10 mm ²			18-8 AWG	20-8 AWG
	Flexible	0,5-6 mm ²			18-8 AWG	20-8 AWG

Notes

The use of some accessories may decrease the block's voltage rating. For more information, consult us.

Voltage			
Rated	750 V Gr.C (1)	600 V (1)	600 V (1)
Impulse withstand			
Pollution degree			
Current			
Rated	16 A	16 A	16 A
Wire size			
Rated / Gauge	10 mm ²	8 AWG	8 AWG
Wire stripping length	Recomm. screwdriver	Recomm. torque	Protection
11 mm .433"	5,5 mm .217"	0,8-1 Nm 7.1-8.9 lb.in	

Voltage			
Rated	750 V Gr.C (1)	600 V	600 V
Impulse withstand			
Pollution degree			
Current			
Rated	16 A	16 A	16 A
Wire size			
Rated / Gauge	10 mm ²	8 AWG	8 AWG
Wire stripping length	Recomm. screwdriver	Recomm. torque	Protection
11 mm .433"	5,5 mm .217"	0,8-1 Nm 7.1-8.9 lb.in	

Accessories



1 Fuse 6,35 x 32 quick-blow fuse 250 V			
2 Comb-type jumper bar	70 A	PC16	2 poles
	70 A	PC16	3 poles
	70 A	PC16	4 poles
	70 A	PC16	10 poles
3 Insulating tip		EIP	
4 Fusion indicator (2)		LEN (2)	Neon 110 - 230 V AC
		LEN (2)	Neon 480 V AC
			Leakage current < 0,5 mA (110 & 480 V)
			with neon indicator < 0,7 mA (230 V AC)

Type	Part numbers	
FU633	6,35 x 32	
	0,25 A	1SNA 168 554 R0300
	0,63 A	1SNA 168 555 R0400
	1 A	1SNA 168 556 R0500
	1,6 A	1SNA 168 557 R0600
	2,5 A	1SNA 168 558 R1700
	4 A	1SNA 168 559 R1000
	6,3 A	1SNA 168 560 R1500
	10 A	1SNA 168 561 R0200
	16 A	1SNA 168 562 R0300
	2 poles	1SNA 116 729 R2600
	3 poles	1SNA 116 733 R1200
	4 poles	1SNA 116 734 R1300
	10 poles	1SNA 116 735 R1400
		1SNA 113 550 R2400
		1SNA 167 075 R2500
		1SNA 103 909 R0000

Type	Part numbers	
PC16	2 poles	1SNA 116 729 R2600
PC16	3 poles	1SNA 116 733 R1200
PC16	4 poles	1SNA 116 734 R1300
PC16	10 poles	1SNA 116 735 R1400
EIP		1SNA 113 550 R2400



GANGED POLYPHASE FUSE DISCONNECT

Hinged lever and pop-up carrier fuse holders are available in ganged polyphase 2, 3 and 4 pole assemblies, with up to 32 A fuses. Use for convenient manual isolating switches.



R See section on markers marking method

RC65 - RC610	RC810 Sides of block	RC1010
--------------	----------------------	--------

Note : (1) Insulation voltage of terminal block - operating voltage : according to fuse.
(2) Only for block P/N : 1SNA 115 378 R0500

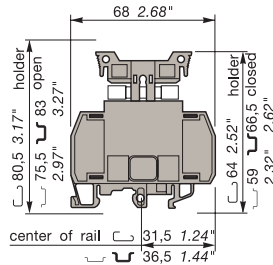
RC65 - RC610	RC810 Sides of block	RC1010
--------------	----------------------	--------

Fuse holder terminal blocks
for 8,5 x 31,5 mm ^{11/32 x 1 1/4 in.} fuses
Screw clamp

 **DIN 1 - DIN 3**

M 10/16.SF1

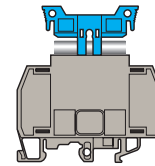
Spacing 16 mm (.630")



16 mm block without fusion indicator.

M 10/16.SN1

Spacing 16 mm (.630")



16 mm block with disconnect link bar locked on blue holder.

End stop		th. 9 mm	BADL	V0	1SNA 399 903 R0200
End stop		th. 10 mm	BAM2	V2	1SNA 206 351 R1600
End stop		th. 10 mm	BAM2 V0	V0	1SNA 296 351 R0000
Rail		35 x 7,5 x 1	PR3.Z2		1SNA 174 300 R1700
Rail		35 x 15 x 2,3	PR4		1SNA 168 500 R1200
Rail		35 x 15 x 1,5	PR5		1SNA 168 700 R2200
Rail		32 x 15 x 1,5	PR1.Z2		1SNA 163 050 R0400

Other end stops, rails and accessories : see section on accessories.

Notes

The use of some accessories may decrease the block's voltage rating. For more information, consult us.

Colour	Type
Grey	M 10/16.SF1
Part numbers	
1SNA 115 375 R2200	

Colour	Type
Grey / Blue	M 10/16.SN1
Part numbers	
1SNA 115 376 R2300	

Characteristics				
Wire size				
		NFC	DIN	UL
				CSA
Screw clamp	Rigid	0,5-10 mm ²		20-8 AWG
	Flexible	0,5-6 mm ²		20-8 AWG

Characteristics				
Wire size				
		NFC	DIN	UL
				CSA
Screw clamp	Rigid	0,5-10 mm ²		20-8 AWG
	Flexible	0,5-6 mm ²		20-8 AWG

Voltage			
Rated	750 V Gr.C (1)	600 V (1)	
Impulse withstand			
Pollution degree			
Current			
Rated	20 A	20 A	
Wire size			
Rated / Gauge	10 mm ²	8 AWG	
Wire stripping length	Recomm. screwdriver	Recomm. torque	Protection
11 mm .433"	5,5 mm .217"	0,8-1 Nm 7.1-8.9 lb.in	

Voltage			
Rated	750 V Gr.C (1)	600 V (1)	
Impulse withstand			
Pollution degree			
Current			
Rated	20 A	20 A	
Wire size			
Rated / Gauge	10 mm ²	8 AWG	
Wire stripping length	Recomm. screwdriver	Recomm. torque	Protection
11 mm .433"	5,5 mm .217"	0,8-1 Nm 7.1-8.9 lb.in	

Accessories

	1 Fuse 8,5 x 31,5	
	2 Comb-type jumper bar	70 A 70 A 70 A 70 A
	3 Insulating tip	
	R See section on markers marking method	

Type	Part numbers	
FU853	2 A	1SNA 163 847 R2400
	4 A	1SNA 163 848 R0500
	6 A	1SNA 163 849 R0600
	10 A	1SNA 163 850 R0300
	16 A	1SNA 163 851 R2000
	20 A	1SNA 163 852 R2100
PC16	2 poles	1SNA 116 729 R2600
PC16	3 poles	1SNA 116 733 R1200
PC16	4 poles	1SNA 116 734 R1300
PC16	10 poles	1SNA 116 735 R1400
EIP		1SNA 113 550 R2400
RC65 - RC610	RC810	Sides of block
	RC1010	

Type	Part numbers	
PC16	2 poles	1SNA 116 729 R2600
PC16	3 poles	1SNA 116 733 R1200
PC16	4 poles	1SNA 116 734 R1300
PC16	10 poles	1SNA 116 735 R1400
EIP		1SNA 113 550 R2400
RC65 - RC610	RC810	Sides of block
	RC1010	

Note : (1) Insulation voltage of terminal block - operating voltage : according to fuse.

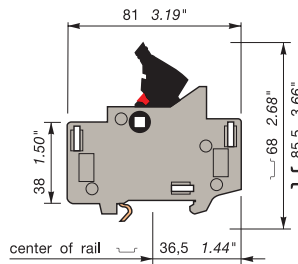
Fuse-holder terminal blocks for 10,3 x 38 mm ^{13/32} x 1 ^{1/2} in. fuses

Screw clamp
DIN 3



DL 10/17,5.SF

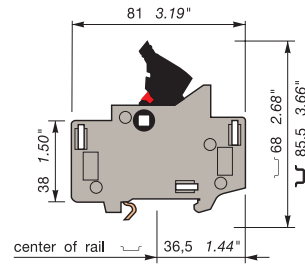
Spacing 17,5 mm (.689")



17,5 mm standard block.

DL 10/17,5.SN

Spacing 17,5 mm (.689")



17,5 mm block with disconnect link bar locked on grip. Blue marking on grip.

End stop	th. 9 mm	BADL	V0	1SNA 399 903 R0200
End stop	th. 10 mm	BAM2	V2	1SNA 206 351 R1600
End stop	th. 10 mm	BAM2 V0	V0	1SNA 296 351 R0000
Rail	35 x 7,5 x 1	PR3.Z2		1SNA 174 300 R1700
Rail	35 x 15 x 2,3	PR4		1SNA 168 500 R1200
Rail	35 x 15 x 1,5	PR5		1SNA 168 700 R2200
Rail	32 x 15 x 1,5	PR1.Z2		1SNA 163 050 R0400

Other end stops, rails and accessories : see section on accessories.

Notes

The use of some accessories may decrease the block's voltage rating. For more information, consult us.



Colour	Type	Part numbers
Grey/ black grip V0	DL 10/17,5.SF	1SNA 116 438 R1300



Colour	Type	Part numbers
Grey/ black grip V0	DL 10/17,5.SN	1SNA 116 439 R1400

Characteristics				
Wire size				
		IEC	UL	CSA
		NFC	DIN	
Screw clamp	Rigid	0,5-10 mm ²	18-6 AWG	18-6 AWG
	Flexible	0,5-10 mm ²	18-6 AWG	18-6 AWG

Characteristics				
Wire size				
		IEC	UL	CSA
		NFC	DIN	
Screw clamp	Rigid	0,5-10 mm ²	18-6 AWG	18-6 AWG
	Flexible	0,5-10 mm ²	18-6 AWG	18-6 AWG

Voltage			
Rated	690 V (2)	600 V (2)	600 V (2)
Impulse withstand	6 kV		
Pollution degree	3		

Voltage			
Rated	690 V (2)	600 V (2)	600 V (2)
Impulse withstand	6 kV		
Pollution degree	3		

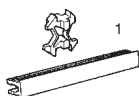
Current			
Rated	32 A	30 A	30 A

Current			
Rated	32 A	30 A	30 A

Wire size			
Rated / Gauge	6 mm ² / A5	6 AWG	6 AWG
Wire stripping length	Recomm. screwdriver	Recomm. torque	Protection
10 mm .394"	5,5 mm .217"	1,2 Nm 10.6 lb.in	IP 20 NEMA 1

Wire size			
Rated / Gauge	6 mm ² / A5	6 AWG	6 AWG
Wire stripping length	Recomm. screwdriver	Recomm. torque	Protection
10 mm .394"	5,5 mm .217"	1,2 Nm 10.6 lb.in	IP 20 NEMA 1

Accessories



1 Assembly bar (1)



2 Fusion indicator

Type	Part numbers		
TGDL2	2 poles	1SNA 179 746 R1600	
TGDL3	3 poles	1SNA 179 747 R1700	
TGDL4	4 poles	1SNA 179 748 R2000	
LEN.DL	80 - 400 V	1SNA 179 745 R1500	

Type	Part numbers		
TGDL2	2 poles	1SNA 179 746 R1600	
TGDL3	3 poles	1SNA 179 747 R1700	
TGDL4	4 poles	1SNA 179 748 R2000	



R See section on markers marking method

RC 65 (horizontal)

Note : (1) Assembly bars are delivered with clamps to allow assembly of blocks together for multi-pole operation.
(2) Insulation voltage of terminal block - operating voltage : according to fuse.

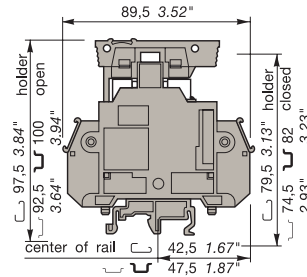
Fuse-holder terminal blocks for 10,3 x 38 mm ^{13/32} x 1 1/2 in. fuses

Screw clamp

 **DIN 1 - DIN 3**

MB 10/22.SF...

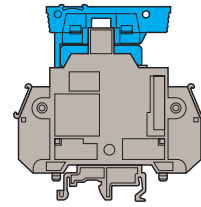
Spacing 22 mm (.866")



22 mm block with or without fusion indicator.

MB 10/22.SN

Spacing 22 mm (.866")



22 mm block with disconnect link bar locked on blue holder.

End stop		th. 9 mm	BADL	V0	1SNA 399 903 R0200
End stop		th. 10 mm	BAM2	V2	1SNA 206 351 R1600
End stop		th. 10 mm	BAM2 V0	V0	1SNA 296 351 R0000
Rail		35 x 7,5 x 1	PR3.Z2		1SNA 174 300 R1700
Rail		35 x 15 x 2,3	PR4		1SNA 168 500 R1200
Rail		35 x 15 x 1,5	PR5		1SNA 168 700 R2200
Rail		32 x 15 x 1,5	PR1.Z2		1SNA 163 050 R0400

Other end stops, rails and accessories : see section on accessories.

Notes

The use of some accessories may decrease the block's voltage rating. For more information, consult us.

Colour	Type	Part numbers
Without fusion indicator :		
Grey	<input type="checkbox"/> MB 10/22.SF	1SNA 116 302 R2300
With fusion indicator to be ordered separately :		
Grey	<input type="checkbox"/> MB 10/22.SFL	1SNA 116 303 R2400

Colour	Type	Part numbers
Grey / Blue	<input checked="" type="checkbox"/> MB 10/22.SN	1SNA 116 304 R2500

Wire size		IEC	UL	CSA
		NFC DIN		
Screw clamp	Rigid	0,5-10 mm ²	18-6 AWG	18-6 AWG
	Flexible	0,5-6 mm ²	18-10 AWG	18-10 AWG

Wire size		IEC	UL	CSA
		NFC DIN		
Screw clamp	Rigid	0,5-10 mm ²	18-6 AWG	18-8 AWG
	Flexible	0,5-6 mm ²	18-10 AWG	18-10 AWG

Voltage		800 V (1)	600 V (1)	600 V (1)
Rated				
Impulse withstand				
Pollution degree				

Current		30 A	32 A	30 A
Rated				

Wire size		6 mm ²	6 AWG	6 AWG
Rated / Gauge				

Wire stripping length	Recomm. screwdriver	Recomm. torque	Protection
12,5 mm .492"	6,5 mm .256"	2,3 Nm 20 lb.in	IP 10

Voltage		800 V (1)	600 V	600 V
Rated				
Impulse withstand				
Pollution degree				

Current		30 A	32 A	32 A
Rated				

Wire size		6 mm ²	6 AWG	8 AWG
Rated / Gauge				

Wire stripping length	Recomm. screwdriver	Recomm. torque	Protection
12,5 mm .492"	6,5 mm .256"	2,3 Nm 20 lb.in	IP 10

Accessories



- 1 Comb-type jumper bar 70 A
- 2 IDC jumper
- 3 Fuse 10,3 x 38 - 500 V



- 4 Fusion indicator (2)



R See section on markers marking method

Type	Part numbers	
PC22	3 poles	1SNA 205 295 R0600
PC22	10 poles	1SNA 174 151 R2500
AD2,5		1SNA 114 205 R2000
FU103	STD	Slow blow
0,6 A		1SNA 167 086 R1100
1 A		1SNA 167 087 R1200
2 A	1SNA 167 076 R2600	1SNA 167 088 R2300
4 A	1SNA 167 077 R2700	1SNA 167 089 R2400
6 A	1SNA 167 078 R0000	1SNA 167 090 R2100
8 A	1SNA 167 079 R0100	1SNA 167 091 R1600
10 A	1SNA 167 080 R2700	1SNA 167 092 R1700
12 A	1SNA 167 081 R1400	
16 A	1SNA 167 082 R1500	1SNA 167 094 R1100
20 A	1SNA 167 083 R1600	1SNA 167 095 R1200
25 A	1SNA 167 084 R1700	
32 A	1SNA 167 085 R1000	
LEN (2)	Neon 110 - 230 V	1SNA 167 075 R2500
LEN (2)	Neon 480 V AC	1SNA 103 909 R0000
Leakage current with neon indicator		< 0,5 mA (110 & 480 V AC)
		< 0,7 mA (230 V AC)

Type	Part numbers	
PC22	3 poles	1SNA 205 295 R0600
PC22	10 poles	1SNA 174 151 R2500
AD2,5		1SNA 114 205 R2000

RC610 on top of the block

RC610 on top of the block

Note : (1) Insulation voltage of terminal block - operating voltage : according to fuse.
(2) Only for P/N : 1SNA 116 303 R2400

Fuse holder terminal blocks with screwed plugs for 10,3 x 38 mm ^{13/32} x 1 ^{1/2} in. and DO1 - DO2 fuses

Screw clamp

 DIN 1 - DIN 3



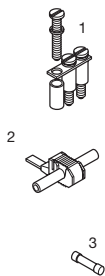
End stop		th. 9 mm	BADL	V0	1SNA 399 903 R0200
End stop		th. 10 mm	BAM2	V2	1SNA 206 351 R1600
End stop		th. 10 mm	BAM2 V0	V0	1SNA 296 351 R0000
Rail		35 x 7,5 x 1	PR3.Z2		1SNA 174 300 R1700
Rail		35 x 15 x 2,3	PR4		1SNA 168 500 R1200
Rail		35 x 15 x 1,5	PR5		1SNA 168 700 R2200
Rail		32 x 15 x 1,5	PR1.Z2		1SNA 163 050 R0400

Other end stops, rails and accessories : see section on accessories.

Notes

The use of some accessories may decrease the block's voltage rating. For more information, consult us.

Accessories



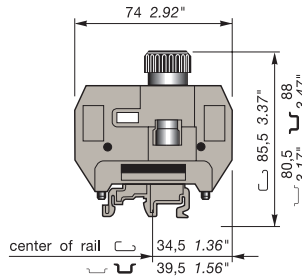
1	Standard jumper bar		
2	IDC jumper		
3	Fuse 10,3 x 38	500 V	



R See section on markers marking method

MB 10/24.SF...

Spacing 24 mm (.950")



24 mm closed thermoset block for 10,3 x 38 and DO1 fuses.

Colour	Type	Part numbers
Grey / white plug for 10,3 x 38 ^{13/32} x 1 ^{1/2} fuses		MB 10/24.SF 1SNA 116 299 R2000
Grey / black plug for DO1 fuses		MB 10/24.SF1 1SNA 116 298 R2700

Characteristics

Wire size		NFC DIN	UL	CSA
Screw clamp	Rigid	0,5-16 mm ²	18-8 AWG	18-6 AWG
	Flexible	0,5-10 mm ²	18-8 AWG	18-6 AWG

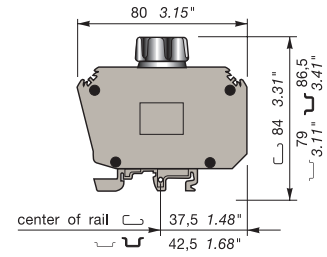
Voltage		750 Gr.C (1)	600 V	600 V
Rated				
Impulse withstand				
Pollution degree				

Current		32 A	35 A	30 A
Rated				

Wire size		10 mm ²	8 AWG	6 AWG
Rated / Gauge				
Wire stripping length	Recomm. screwdriver	Recomm. torque	Protection	
13 mm .51"	6 mm .236"	1,2-1,4 Nm 10,6-12,3 lb.in	IP 10	

MB 25/30.SF

Spacing 30 mm (1.180")



30 mm closed block for DO2 fuses.

Colour	Type	Part numbers
Grey / black plug for DO2 fuses		MB 25/30.SF 1SNA 116 305 R2600

Characteristics

Wire size		NFC DIN	UL	CSA
Screw clamp	Rigid	0,75-25 mm ²		
	Flexible	0,75-25 mm ²		

Voltage		750 Gr.C (1)		
Rated				
Impulse withstand				
Pollution degree				

Current		63 A		
Rated				

Wire size		25 mm ²		
Rated / Gauge				
Wire stripping length	Recomm. screwdriver	Recomm. torque	Protection	
10 mm .394"	8 mm .315"	2-2,5 Nm 17,4-21,7 lb.in	IP 10	

Type	Part numbers
BJS24 30 A 10 poles	1SNA 167 856 R2100
AD2,5 24 A	1SNA 114 205 R2000
FU103 STD	Slow Blow
0,6 A	1SNA 167 086 R1100
1 A	1SNA 167 087 R1200
2 A	1SNA 167 076 R2600
4 A	1SNA 167 077 R2700
6 A	1SNA 167 078 R0000
8 A	1SNA 167 079 R0100
10 A	1SNA 167 080 R2700
12 A	1SNA 167 081 R1400
16 A	1SNA 167 082 R1500
20 A	1SNA 167 083 R1600
25 A	1SNA 167 084 R1700
32 A	1SNA 167 085 R1000

Type	Part numbers
BJS24 30 A 10 poles	1SNA 167 856 R2100
AD2,5 24 A	1SNA 114 205 R2000

RC610 Sides of block

RC810 Sides of block

RC1010

Note : (1) Insulation voltage of terminal block - operating voltage : according to fuse.

Safety connection terminal blocks

Screw clamp

DIN 1 - 3



☒ refer to the section "Special Applications" for part numbers and characteristics.

End stop	th. 9 mm	BADL	V0	1SNA 399 903 R0200
End stop	th. 10 mm	BAM2	V2	1SNA 206 351 R1600
End stop	th. 10 mm	BAM2 V0	V0	1SNA 296 351 R0000
Rail	35 x 7,5 x 1	PR3.Z2		1SNA 174 300 R1700
Rail	35 x 15 x 2,3	PR4		1SNA 168 500 R1200
Rail	35 x 15 x 1,5	PR5		1SNA 168 700 R2200
Rail	32 x 15 x 1,5	PR1.Z2		1SNA 163 050 R0400

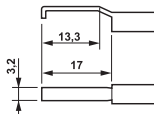
Other end stops, rails and accessories : see section on accessories.

Notes

The use of some accessories may decrease the block's voltage rating. For more information, consult us.

BJDP4 permits the interconnection with a terminal block M 6/8.RS or M 10/10.RS

Each screw-clamp holds 2 bent lugs, as above (not supplied), for connection of wires :
0,28 à 1,5 mm² / 1 à 2,5 mm²



Accessories

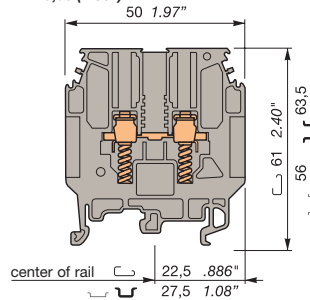
	1 End section	grey beige
	2 Test socket	
	3 Test plug	
	4 Jumper bar not assembled	
	Screw + post + washer	
	5 Assembled jumper bar (without IP20 protection)	
	6 Assembled jumper bar (with IP20 protection)	
	7 Protection label	
	8 Screw for protection label	
	9 Universal jumper bar	50 A
	10 IDC jumper	
	11 Bridging plug	



R See section on markers marking method

M 4/6.RS

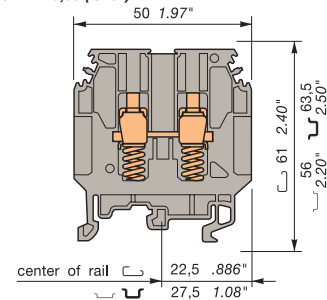
Spacing 6 mm -0,05 (.236")



Screw clamp terminal for bare wire or equipped with bent lug.

M 6/8.RS

Spacing 8 mm -0,05 (.315")



Screw clamp terminal for bare wire or equipped with bent lug.

Colour	Type	Part numbers	Colour	Type	Part numbers
1 spring under each screw-clamp					
Grey	☐ M 4/6.RS	1SNA 115 930 R1300	Grey	☐ M 6/8.RS	1SNA 115 685 R1200
Blue	☐ M 4/6.N.RS	1SNA 125 930 R1500	Beige	☐ M 6/8.RS V0	1SNA 195 685 R1300

Characteristics

Wire size	IEC		B.S.	CSA
	NFC	DIN	TS 50-18	in progress
Screw clamp	Rigid	0,2-4 mm ²		22-12 AWG
	Flexible	0,22-4 mm ²		22-12 AWG
Lugs	Flexible	0,5-1,5 mm ²		0,28-1,65 mm ²

Voltage			
Rated	1000 V	500 V	600 V
Impulse withstand	8 kV		
Pollution degree	3		

Current			
Rated	32 A	25 A	25 A

Wire size			
Rated / Gauge	4 mm ² / A3	1,65 mm ²	12 AWG
Wire strip. length	Recomm. Screwdriver	Recomm. torque	Protection
13 mm	4 mm	0,5-0,8 Nm	IP 20
.51"	.157"	4.4-7.1 lb.in.	NEMA 1

Characteristics

Wire size	IEC		B.S.	UL/CSA
	NFC	DIN	TS 50-18	
Screw clamp	Rigid	0,5-10 mm ²		20-12 AWG
	Flexible	0,5-6 mm ²		20-12 AWG
Lugs	Flexible	0,28-2,5 mm ²		

Voltage			
Rated	800 V	500 V	600 V
Impulse withstand	8 kV		
Pollution degree	3		

Current			
Rated	41 A	25 A	25 A

Wire size			
Rated / Gauge	6 mm ² / A5	2,5 mm ²	12 AWG
Wire strip. length	Recomm. Screwdriver	Recomm. torque	Protection
13 mm	4-5 mm	0,8-1 Nm	IP 20
.51"	.157"- .197"	7.1-8.9 lb.in.	NEMA 1

Type	Part numbers		
FEMR8	th. 2,8 mm	1SNA 116 987 R0200	
FEMR8 V0	V0 th. 2,8 mm	1SNA 196 987 R0300	
AL2	DIA. 2,0 mm	1SNA 163 043 R2100	
FC2	DIA. 2,0 mm	1SNA 007 865 R2600	
BJS6 (1)	32 A 2 poles	1SNA 164 573 R2200	
BJS6 (1)	32 A 3 poles	1SNA 164 574 R2300	
BJS6 (1)	32 A 4 poles	1SNA 164 575 R2400	
BJS6 (1)	32 A 5 poles	1SNA 164 736 R2500	
BJS6 (1)	32 A 10 poles	1SNA 164 576 R2500	
BJS6 (1)	32 A 20 poles	1SNA 174 784 R2000	
EV6		1SNA 168 604 R1600	
BJM6 (1)	32 A 2 poles	1SNA 168 516 R2500	
BJM6 (1)	32 A 3 poles	1SNA 168 517 R2600	
BJM6 (1)	32 A 4 poles	1SNA 168 518 R0700	
BJM6 (1)	32 A 5 poles	1SNA 168 519 R0000	
BJM6 (1)	32 A 10 poles	1SNA 168 973 R0700	
BJMI6 (1)	32 A 2 poles	1SNA 176 663 R0000	
BJMI6 (1)	32 A 3 poles	1SNA 176 664 R0100	
BJMI6 (1)	32 A 4 poles	1SNA 176 665 R0200	
BJMI6 (1)	32 A 5 poles	1SNA 176 666 R0300	
BJMI6 (1)	32 A 10 poles	1SNA 176 667 R0400	
EP6	4 blocks	1SNA 163 427 R1700	
VSP68		1SNA 206 103 R0700	
BJDP4 (2)	sp. 6 <-> sp. 8 or 10	1SNA 174 781 R2500	

Type	Part numbers		
FEMR8	th. 2,8 mm	1SNA 116 987 R0200	
FEMR8 V0	V0 th. 2,8 mm	1SNA 196 987 R0300	
AL4	DIA. 4,0 mm	1SNA 179 762 R1600	
FC4	DIA. 4,0 mm	1SNA 167 860 R0100	
BJS8 (1)	41 A 2 poles	1SNA 164 581 R1300	
BJS8 (1)	41 A 3 poles	1SNA 164 582 R1400	
BJS8 (1)	41 A 4 poles	1SNA 164 583 R1500	
BJS8 (1)	41 A 5 poles	1SNA 164 737 R2600	
BJS8 (1)	41 A 10 poles	1SNA 164 584 R1600	
BJS8 (1)	41 A 15 poles	1SNA 174 788 R0400	
BJS8 (1)	41 A 20 poles	1SNA 174 789 R0500	
EV6		1SNA 168 604 R1600	
BJM8 (1)	41 A 2 poles	1SNA 168 520 R0500	
BJM8 (1)	41 A 3 poles	1SNA 168 521 R2200	
BJM8 (1)	41 A 4 poles	1SNA 168 522 R2300	
BJM8 (1)	41 A 5 poles	1SNA 168 523 R2400	
BJM8 (1)	41 A 10 poles	1SNA 168 974 R0000	
BJMI8 (1)	41 A 2 poles	1SNA 176 669 R1600	
BJMI8 (1)	41 A 3 poles	1SNA 176 670 R1300	
BJMI8 (1)	41 A 4 poles	1SNA 176 671 R0000	
BJMI8 (1)	41 A 5 poles	1SNA 176 672 R0100	
BJMI8 (1)	41 A 10 poles	1SNA 176 673 R0200	
EP6	3 blocks	1SNA 163 427 R1700	
EP8	4 blocks	1SNA 163 428 R2000	
VSP68		1SNA 206 103 R0700	
AD 2,5	24 A	1SNA 114 205 R2000	
BP8.A4		1SNA 173 888 R2000	

Note : (1) Use of these accessories requires the user to cut out the partition.
(2) See "Notes".

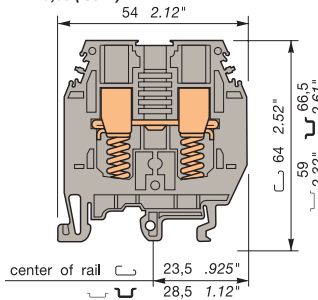
Safety connection terminal blocks

Screw clamp

DIN 1 - 3

M 10/10.RS

Spacing 10 mm -0,05 (.394")



Screw clamp terminal for bare wire or equipped with bent lug.

refer to the section "Special Applications" for part numbers and characteristics.

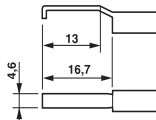
End stop	th. 9 mm	BADL	V0	1SNA 399 903	R0200
End stop	th. 10 mm	BAM2	V2	1SNA 206 351	R1600
End stop	th. 10 mm	BAM2 V0	V0	1SNA 296 351	R0000
Rail	35 x 7,5 x 1	PR3.Z2		1SNA 174 300	R1700
Rail	35 x 15 x 2,3	PR4		1SNA 168 500	R1200
Rail	35 x 15 x 1,5	PR5		1SNA 168 700	R2200
Rail	32 x 15 x 1,5	PR1.Z2		1SNA 163 050	R0400

Other end stops, rails and accessories : see section on accessories.

Notes

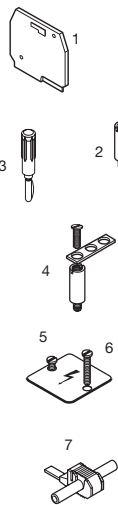
Each screw-clamp holds 2 bent lugs, as above (not supplied), for connection of wires :

0,28 to 1,5 mm²
1 to 2,5 mm²
2,5 to 6 mm² (2)



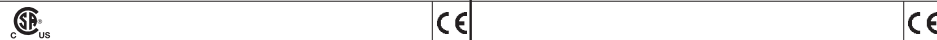
The use of some accessories may decrease the block's voltage rating. For more information, consult us.

Accessories



- 1 End section grey beige
- 2 Test socket
- 3 Test plug
- 4 Jumper bar not assembled
- 5 Protection label
- 6 Screw for protection label
- 7 IDC jumper

R See section on markers marking method



Colour	Type	Part numbers	Colour	Type	Part numbers
1 spring under each screw-clamp					
Grey	<input type="checkbox"/> M 10/10.RS	1SNA 115 320 R2700			
Beige	<input type="checkbox"/> M 10/10.RS V0	1SNA 195 320 R2000			

Characteristics				Characteristics				
Wire size				Wire size				
		IEC NFC DIN	B.S. TS 50-18	UL/CSA		IEC NFC DIN	B.S. TS 50-18	CSA
Screw clamp	Rigid	0,5-16 mm ²		20-6 AWG				
	Flexible	0,5-10 mm ²		20-6 AWG				
Lugs	Flexible		0,28-6 mm ²					
Voltage				Voltage				
Rated		900 V	500 V	600 V	Rated			
Impulse withstand		8 kV			Impulse withstand			
Pollution degree		3			Pollution degree			
Current				Current				
Rated		46 A	40 A	65 A	Rated			
Wire size				Wire size				
Rated / Gauge		10 mm ² / A5	6 mm ²	6 AWG	Rated / Gauge			
Wire strip. length	Recomm. Screwdriver	Recomm. torque	Protection		Wire strip. length	Recomm. Screwdriver	Recomm. torque	Protection
14 mm	5,5-6 mm	1,2 - 1,4 Nm	IP 20					
.55"	.217"-.236"	10,6 - 12,3 lb.in	NEMA 1					


Type	Part numbers	Type	Part numbers
FEMR10	th. 2,5 mm 1SNA 114 434 R0500		
FEMR10 V0	th. 2,5 mm 1SNA 194 434 R0600		
AL4	DIA. 4,0 mm 1SNA 168 237 R0500		
FC4	DIA. 4,0 mm 1SNA 167 860 R0100		
BJS10 (1)	57 A 2 poles 1SNA 164 585 R1700		
BJS10 (1)	57 A 3 poles 1SNA 164 586 R1000		
BJS10 (1)	57 A 4 poles 1SNA 164 587 R1100		
BJS10 (1)	57 A 5 poles 1SNA 168 273 R1100		
BJS10 (1)	57 A 10 poles 1SNA 164 588 R2200		
BJS10 (1)	57 A 20 poles 1SNA 177 654 R0000		
PL101	1SNA 163 181 R1100		
VSJ11	1SNA 163 394 R2600		
EP8	3 blocks 1SNA 163 428 R2000		
EP10	4 blocks 1SNA 163 429 R2100		
VSP68	1SNA 206 103 R0700		
AD 2,5	24 A 1SNA 114 205 R2000		
RC65 - RC610	RTM9 RC810 RC1010		

Note : (1) Use of these accessories requires the user to cut out the partition.
(2) Only for M 10/10.RS

Heavy duty switch terminal blocks with safety connection

Screw clamp

DIN 1 - DIN 3



End stop	th. 9 mm	BADL	V0	1SNA 399 903	R0200
End stop	th. 10 mm	BAM2	V2	1SNA 206 351	R1600
End stop	th. 10 mm	BAM2 V0	V0	1SNA 296 351	R0000
End stop	th. 9,1 mm	BAMH	V2	1SNA 114 836	R0000
End stop	th. 9,1 mm	BAMH V0	V0	1SNA 194 836	R0100
Rail	35 x 7,5 x 1	PR3.Z2		1SNA 174 300	R1700
Rail	35 x 15 x 2,3	PR4		1SNA 168 500	R1200
Rail	35 x 15 x 1,5	PR5		1SNA 168 700	R2200
Rail	32 x 15 x 1,5	PR1.Z2		1SNA 163 050	R0400

Other end stops, rails and accessories : see section on accessories.

Notes

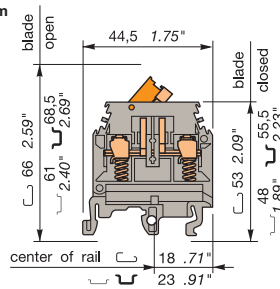
The use of some accessories may decrease the block's voltage rating. For more information, consult us.

Accessories

	1 End section	grey beige	FEM6	th. 2,8 mm	1SNA 118 368	R1600
	2 Separator end section (block)	grey	SCF6	th. 3 mm	1SNA 118 707	R0300
	3 Separator end section (rail)	grey	SCFM6	th. 3 mm	1SNA 114 825	R0500
	4 Separator end section	grey	SCFEX1	th. 2,4 mm	1SNA 103 619	R0400
	5 Separator end section	grey	SCFEX3	th. 2,4 mm	1SNA 103 620	R0100
	6 Test plug		FC2	DIA. 2 mm	1SNA 007 865	R2600
	7 Comb-type jumper bar		PC61	35 A 10 poles	1SNA 163 311	R2200
	8 IDC jumper		AD2,5	24 A	1SNA 114 205	R2000
	9 Shield connector		CBM5	th. 0,5 mm	1SNA 178 745	R1400
	10 Bridging plug		CBM8	th. 0,8 mm	1SNA 178 746	R1500
	11 Short-circuiting plug with test socket DIA. 4 mm/.16"					
	12 Short-circuiting plug without test					
	R See section on markers marking method					

M 4/6.SNTS

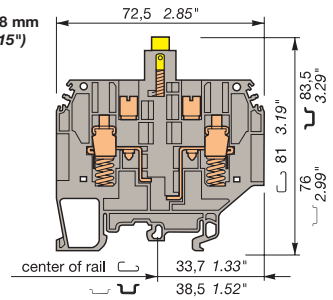
Spacing 6 mm + 0,05 (.238")



M 4/6.SN equipped with 2 test socket screws DIA. 2 mm/.079" with pressure springs under wire clamp for bare wire or wire equipped with flat lug.

M 6/8.STP.RS

Spacing 8 mm - 0,05 (.315")



Switch connection by a yellow push-turn knob (1/4 turn). Block equipped with 2 test sockets DIA. 4 mm/.16", pressure springs under wire clamps for bare wire or wire equipped with bent lug.

Colour	Type	Part numbers
Grey / Orange	M 4/6.SNTS	1SNA 115 229 R2000
Beige / Orange	M 4/6.SNTS	1SNA 195 229 R2100

Colour	Type	Part numbers
Grey	M 6/8.STP.RS	1SNA 115 678 R0200
Beige	M 6/8.STP.RS	1SNA 195 678 R0300

Characteristics

Wire size		IEC	UL	CSA
		NFC DIN		
Screw clamp	Rigid	0,5-4 mm ²	22-10 AWG	20-12 AWG
	Flexible	0,5-4 mm ²	22-10 AWG	20-12 AWG
Lug	Flexible			

Characteristics

Wire size		IEC	B.S.	UL/CSA
		NFC DIN	TS 50-18	NRTL/C
Screw clamp	Rigid	0,5-10 mm ²		20-12AWG
	Flexible	0,5-6 mm ²		20-12 AWG
Lug	Flexible		0,28-2,5 mm ²	

Voltage		500 V	300 V	300 V
Rated				
Impulse withstand				
Pollution degree				

Voltage		500 V	500 V	600 V
Rated				
Impulse withstand		6 kV		
Pollution degree		3		

Current		10 A	10 A	10 A
Rated				

Current		24 A	25 A	25 A
Rated				

Wire size		4 mm ²	10 AWG	12 AWG
Rated / Gauge				
Wire stripping length	Recomm. screwdriver	4 mm	Recomm. torque	Protection
9,5 mm .374"		.157"	0,5-0,6 Nm 4.4-5.3 lb.in	IP 20 NEMA 1

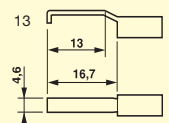
Wire size		6 mm ² / A5	2,5 mm ²	8 AWG
Rated / Gauge				
Wire stripping length	Recomm. screwdriver	Recomm. torque	Protection	
13 mm .512"	4-5 mm .157"-.197"	0,8-1 Nm 7.1-8.9 lb.in	IP 20	

Type	Part numbers
FEM6	th. 2,8 mm 1SNA 118 368 R1600
SCF6	th. 3 mm 1SNA 118 707 R0300
SCFM6	th. 3 mm 1SNA 114 825 R0500
SCFEX1	th. 2,4 mm 1SNA 103 619 R0400
SCFEX3	th. 2,4 mm 1SNA 103 620 R0100
FC2	DIA. 2 mm 1SNA 007 865 R2600
PC61	35 A 10 poles 1SNA 163 311 R2200
AD2,5	24 A 1SNA 114 205 R2000
CBM5	th. 0,5 mm 1SNA 178 745 R1400
CBM8	th. 0,8 mm 1SNA 178 746 R1500

Type	Part numbers
FEMR8T	th. 2,8 mm 1SNA 116 991 R0600
FEMR8T V0	th. 2,8 mm 1SNA 196 991 R0700
FC4	DIA. 4 mm 1SNA 167 860 R0100
AD2,5	24 A 1SNA 114 205 R2000
BP8.A4	1SNA 173 888 R2000
BNSTP1	light ivory 1SNA 196 792 R1700
BNSTP1	grey 1SNA 196 793 R1000
BNSTP2	red 1SNA 196 789 R2400
BNSTP2	grey 1SNA 196 790 R2100

Each wire clamp holds 2 bent lugs max. (not supplied) as hereunder for connection of wires :

0,28 to 1,5 mm²
1 to 2,5 mm²
2,5 to 6 mm²




RC810 Sides of block

Terminal blocks for test circuits with safety connections

Screw clamp

DIN 3



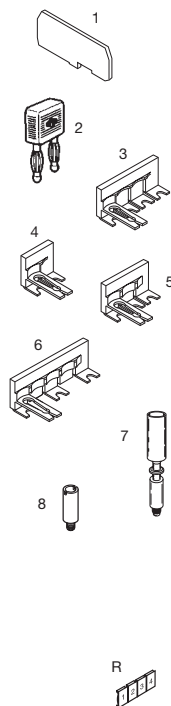
End stop	th. 9 mm	BADL	V0	1SNA 399 903 R0200
End stop	th. 10 mm	BAM2	V2	1SNA 206 351 R1600
End stop	th. 10 mm	BAM2 V0	V0	1SNA 296 351 R0000
Rail	35 x 7,5 x 1	PR3.Z2		1SNA 174 300 R1700
Rail	35 x 15 x 2,3	PR4		1SNA 168 500 R1200
Rail	35 x 15 x 1,5	PR5		1SNA 168 700 R2200
Rail	32 x 15 x 1,5	PR1.Z2		1SNA 163 050 R0400

Other end stops, rails and accessories : see section on accessories.

Notes

The use of some accessories may decrease the block's voltage rating. For more information, consult us. The terminal blocks of the D 6/8.ST series are called test blocks as their main function in current transformer circuits is to be able to test, measure, compare, change a protection or metering equipment without disturbing the circuits. The spring loaded clamp prevents extraction of cable in case of loosening of the screw.

Accessories

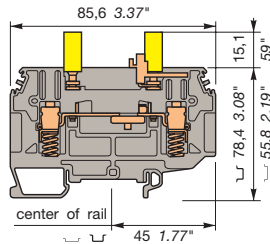


- 1 End section
- 2 Bridging plug
- 3 Sliding switch bridge 4 poles
- 4 Sliding switch bridge 2 poles
- 5 Sliding switch bridge 3 poles
- 6 Sliding switch bridge 3 poles
- 7 Test socket screw
- 8 Test socket

R See section on marking method

D 6/8.ST1.RS

Spacing 8 mm - 0,05 (.315")



Switch connection by yellow sliding link operated by screw driver, equipped with 2 test socket screws DIA. 4 mm/.16". Block equipped with pressure spring under the clamp for bare cable or equipped with bended ferrules.



Colour	Type	Part numbers
Grey	<input type="checkbox"/> D 6/8.ST1.RS	1SNA 115 831 R0400

Characteristics

Wire size		IEC	B.S.	CSA
		NFC DIN	TS 50-18	
Screw clamp	Rigid	0,5-10 mm ²		
	Flexible	0,5-6 mm ²		
Lugs	Flexible		0,28-2,5 mm ²	

Voltage		400 V
Rated		
Impulse withstand	6 kV	
Pollution degree	3	

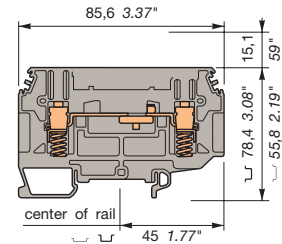
Current		24 A
Rated		

Wire size		6 mm ² / A5	2,5 mm ²
Rated / Gauge			
Wire stripping length	Recomm. screwdriver	5 mm	0,8-1 Nm
	Recomm. torque		7.1-8.9 lb.in
Protection		IP 20 NEMA 1	

Type	Part numbers
FEM8T6	th. 1 mm 1SNA 215 266 R0100
BP8.A4	1SNA 173 888 R2000
PCS4	V0 IP 20 1SNA 199 870 R0400
PCS2	V0 IP 20 1SNA 199 871 R2100
PCS3	V0 IP 20 1SNA 199 872 R2200
PCS3/5	V0 IP 20 1SNA 199 873 R2300
AL4	NOT IP 20 DIA. 4.0 mm 1SNA 163 240 R1700

D 6/8.ST.RS

Spacing 8 mm - 0,05 (.315")



Switch connection by yellow sliding link operated by screw driver. Block equipped with a pressure spring under the clamp for bare cable or equipped with bended ferrules.



Colour	Type	Part numbers
Grey	<input type="checkbox"/> D 6/8.ST.RS	1SNA 115 914 R0700

Characteristics

Wire size		IEC	B.S.	CSA
		NFC DIN	TS 50-18	
Screw clamp	Rigid	0,5-10 mm ²		
	Flexible	0,5-6 mm ²		
Lugs	Flexible		0,28-2,5 mm ²	

Voltage		400 V
Rated		
Impulse withstand	6 kV	
Pollution degree	3	

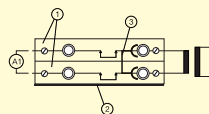
Current		24 A
Rated		

Wire size		6 mm ² / A5	2,5 mm ²
Rated / Gauge			
Wire stripping length	Recomm. screwdriver	5 mm	0,8-1 Nm
	Recomm. torque		7.1-8.9 lb.in
Protection		IP 20 NEMA 1	

Type	Part numbers
BP8.A4	1SNA 173 888 R2000
PCS4	V0 IP 20 1SNA 199 870 R0400
PCS2	V0 IP 20 1SNA 199 871 R2100
AJS 9	1SNA 179 726 R0200
AL4	NOT IP 20 DIA. 4.0 mm 1SNA 163 240 R1700

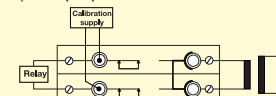
Applications : TEST DIAGRAMS OF CURRENT TRANSFORMER (T.I.)

- Normal operation

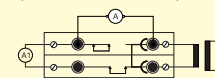


- ① Terminal block
- ② End section
- ③ Sliding switch bridge

- Protection circuit test (no superposition of current circuits)



- Control of measuring value : (ammeter calibration)




RC65 - RC610 RC810

RC65 - RC610 RC810

Component holder terminal block
With neon lamp indicator
Double deck
Screw clamp

DIN 1 - 3



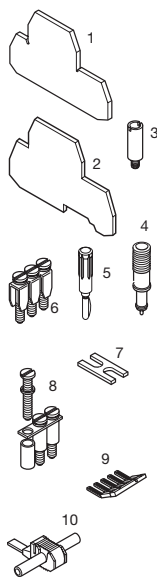
End stop		th. 9,1 mm	BAMH	V2	1SNA 114 836 R0000
End stop		th. 9,1 mm	BAMH VO	VO	1SNA 194 836 R0100
Rail		35 x 7,5 x 1	PR3.Z2		1SNA 174 300 R1700
Rail		35 x 15 x 2,3	PR4		1SNA 168 500 R1200
Rail		35 x 15 x 1,5	PR5		1SNA 168 700 R2200
Rail		32 x 15 x 1,5	PR1.Z2		1SNA 163 050 R0400

Other end stops, rails and accessories : see section on accessories.

Notes

The use of some accessories may decrease the block's voltage rating. For more information, consult us.

Accessories



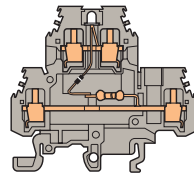
1	End section	grey
2	Separator end section	grey
3	Test socket	
4	Test device	grey
5	Test plug	
6	Assembled jumper bar	32 A
	(without IP 20 protection)	32 A
	(with IP 20 protection)	32 A
	Assembled jumper bar	32 A
	(with IP 20 protection)	32 A
	Assembled jumper bar	32 A
	(with IP 20 protection)	32 A
7	Connector plate	35 A
8	Jumper bar not assembled	32 A
	Screw + post + washer	
9	Comb-type jumper bar	35 A
10	IDC jumper	



R See section on markers marking method

M 4/6.DL...

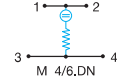
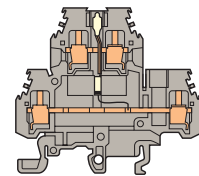
Spacing 6 mm + 0,05 (.238")



1 connection with 4 inputs on 2 decks. Equipped with a protected LED.

M 4/6.DN...

Spacing 6 mm +0,05 (.238")



1 connection with 4 inputs on 2 decks. Equipped with a neon lamp.

Colour	Type	P/N
Grey 12 V = 24 V - □	M 4/6.DL2	1SNA 115 180 R1400
Grey 24 V = 48 V - □	M 4/6.DL3	1SNA 115 181 R0100
Grey 24 V = 48 V - □	M 4/6.DL4	1SNA 115 392 R1400

Colour	Type	P/N
110 V~ 127 V=		
Grey □	M 4/6.DN	1SNA 115 182 R0200
230 V~		
Grey □	M 4/6.DN1	1SNA 115 183 R0300

Characteristics				
Wire size				
		NFC DIN	UL	CSA
Screw clamp	Rigid	0,2-4 mm ²	22-12 AWG	22-12 AWG
	Flexible	0,22-4 mm ²	22-12 AWG	22-12 AWG

Characteristics				
Wire size				
		NFC DIN	UL	CSA
Screw clamp	Rigid	0,2-4 mm ²	22-12 AWG	18-12 AWG
	Flexible	0,22-4 mm ²	22-12 AWG	18-12 AWG

Voltage			
Rated		500 V Gr.C	600 V 300 V
Impulse withstand			
Pollution degree			
Current			
Rated		20 A	20 A 20 A
Wire size			
Rated / Gauge		4 mm ² / A4	12 AWG 12 AWG
Wire stripping length	Recomm. screwdriver	Recomm. torque	Protection
8,5 mm .33"	4 mm .16"	0,5-0,6 Nm 4.4-5.3 lb.in	IP20 NEMA 1

Voltage			
Rated		500 V Gr.C	600 V 150 V
Impulse withstand			
Pollution degree			
Current			
Rated		20 A	20 A 25 A
Wire size			
Rated / Gauge		4 mm ² / A4	12 AWG 12 AWG
Wire stripping length	Recomm. screwdriver	Recomm. torque	Protection
8,5 mm .33"	4 mm .157"	0,5-0,6 Nm 4.4-5.3 lb.in	IP20 NEMA 1

Type		P/N
FEM6D	th. 1,0 mm	1SNA 118 499 R2300
SCF6D	th. 1,0 mm	1SNA 118 495 R1700
AL2	DIA. 2,0 mm	1SNA 163 070 R0000
AL3	DIA. 3,0 mm	1SNA 163 261 R0000
DCG		1SNA 163 218 R0500
FC2 (2)	DIA. 2,0 mm	1SNA 007 865 R2600
BJM6D (1)(3)	2 poles	1SNA 173 515 R1100
BJM6D (1)(3)	3 poles	1SNA 173 516 R1200
BJM6D (1)(3)	4 poles	1SNA 173 517 R1300
BJM6D (1)(3)	5 poles	1SNA 173 519 R2500
BJM6D (1)(3)	10 poles	1SNA 173 520 R2200
BJMI6D (1)(3)	2 poles	1SNA 179 668 R2000
BJMI6D (1)(3)	3 poles	1SNA 179 669 R2100
BJMI6D (1)(3)	4 poles	1SNA 179 670 R2600
BJMI6D (1)(3)	5 poles	1SNA 179 671 R1300
BJMI6D (1)(3)	10 poles	1SNA 179 672 R1400
EL6 (1)(3)		1SNA 173 627 R2100
BJS61 (1)(3)	10 poles	1SNA 168 485 R2700
EV6D		1SNA 168 400 R1600
PC61	th. 0,5 mm 10 poles	1SNA 163 311 R2200
AD2,5		1SNA 114 205 R2000

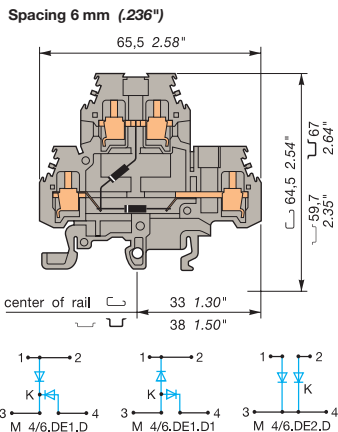
Type		P/N
FEM6D	th. 1,0 mm	1SNA 118 499 R2300
SCF6D	th. 1,0 mm	1SNA 118 495 R1700
AL2	DIA. 2,0 mm	1SNA 163 070 R0000
AL3	DIA. 3,0 mm	1SNA 163 261 R0000
DCG		1SNA 163 218 R0500
FC2 (2)	DIA. 2,0 mm	1SNA 007 865 R2600
BJM6D (1)(3)	2 poles	1SNA 173 515 R1100
BJM6D (1)(3)	3 poles	1SNA 173 516 R1200
BJM6D (1)(3)	4 poles	1SNA 173 517 R1300
BJM6D (1)(3)	5 poles	1SNA 173 519 R2500
BJM6D (1)(3)	10 poles	1SNA 173 520 R2200
BJMI6D (1)(3)	2 poles	1SNA 179 668 R2000
BJMI6D (1)(3)	3 poles	1SNA 179 669 R2100
BJMI6D (1)(3)	4 poles	1SNA 179 670 R2600
BJMI6D (1)(3)	5 poles	1SNA 179 671 R1300
BJMI6D (1)(3)	10 poles	1SNA 179 672 R1400
EL6 (1)(3)		1SNA 173 627 R2100
BJS61 (1)(3)	10 poles	1SNA 168 485 R2700
EV6D		1SNA 168 400 R1600
PC61	th. 0,5 mm 10 poles	1SNA 163 311 R2200
AD2,5		1SNA 114 205 R2000

RC65 - RC610 Sides of block RCT610 Top of block
 Note : (1) Use of these accessories requires the user to cut out the partition.
 (2) For block equipped with AL2 or DCG.
 (3) These accessories can be mounted on the lower deck only.

RC65 - RC610 Sides of block RCT610 Top of block

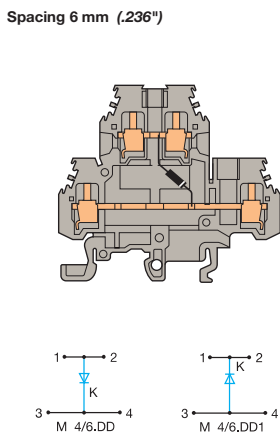
Electronic component holder terminal blocks
With diode
Double deck
Compression clamp
 DIN 1 - 3

M 4/6.DE...D...



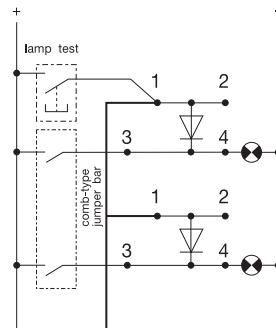
Block equipped with two 1N 4007 diodes
 negative common (1000 V peak - 250 V service - 1 A).

M 4/6.DD...



Block equipped with one 1N 4007 diode with two connections per anode and cathode
 (1000 V peak - 250 V service - 1 A)

Typical lamp test application



BAMH		th. 9,1 mm V2	1SNA 114 836 R0000
BAMH V0		th. 9,1 mm V0	1SNA 194 836 R0100
PR3.Z2		35 x 7,5 x 1	1SNA 174 300 R1700
PR4		35 x 15 x 2,3	1SNA 168 500 R1200
PR5		35 x 15 x 1,5	1SNA 168 700 R2200
PR1.Z2		32 x 15 x 1,5	1SNA 163 050 R0400

Other end stops, rails and accessories : See section on accessories.

Type	P/N	Type	P/N
Grey body 1 negative output M 4/6.DE1.D	1SNA 115 371 R2600	Grey body • Cathode (K) of the blocking diode connected to the lower circuit M 4/6.DD	1SNA 115 168 R2300
Grey body 1 negative output M 4/6.DE1.D1	1SNA 115 591 R0400	• Cathode (K) of the blocking diode connected to the upper circuit M 4/6.DD1	1SNA 115 184 R0400
Grey body 2 negative outputs M 4/6.DE2.D	1SNA 115 327 R1200		

Characteristics		NFC	DIN	UL	CSA	NFC	DIN	UL	CSA
Wire size	Compression clamp	0,5-4 mm ²				0,2-4 mm ²			
	Rigid Flexible	0,5-4 mm ²				0,22-4 mm ²		22-12 AWG	18-12 AWG
Rated voltage		500 V Gr.C				500 V Gr.C			
Rated current		20 A				20 A			
Rated wire size		4 mm ²				4 mm ²			
Other characteristics		Wire strip. length	Recomm. screwdriver	Recomm. torque	Protection	Wire stripping length	Recomm. screwdriver	Recomm. torque	Protection
		8,5 mm .33"	4 mm .157"	0,5-0,6 Nm 4.4-5.3 lb.in	IP20 NEMA 1	8,5 mm .33"	4 mm .157"	0,5 - 0,6 Nm 4.4 - 5.3 lb.in	IP 20 NEMA 1

Accessories		Type	P/N	Type	P/N
1	End section	grey FEM6D	th. 1 mm 1SNA 118 499 R2300	FEM6D	th. 1 mm 1SNA 118 499 R2300
2	Separator end section	grey SCF6D	th. 1 mm 1SNA 118 495 R1700	SCF6D	th. 1 mm 1SNA 118 495 R1700
3	Test socket	AL2 (1) DIA. 2 mm	1SNA 163 070 R0000	AL2 (1)	DIA. 2 mm 1SNA 163 070 R0000
		AL3 (1) DIA. 3 mm	1SNA 163 261 R0000	AL3 (1)	DIA. 3 mm 1SNA 163 261 R0000
4	Test device	grey DCG	1SNA 163 218 R0500	DCG	1SNA 163 218 R0500
5	Test plug	FC2 (3) DIA. 2 mm	1SNA 007 865 R2600	FC2 (3)	DIA. 2 mm 1SNA 007 865 R2600
6	Assembled jumper bar (without IP 20 protection)	32 A BJM6D (1)(2) 2 poles	1SNA 173 515 R1100	BJM6D (1) (2)	2 poles 1SNA 173 515 R1100
		32 A BJM6D (1)(2) 3 poles	1SNA 173 516 R1200	BJM6D (1) (2)	3 poles 1SNA 173 516 R1200
		32 A BJM6D (1)(2) 4 poles	1SNA 173 517 R1300	BJM6D (1) (2)	4 poles 1SNA 173 517 R1300
		32 A BJM6D (1)(2) 5 poles	1SNA 173 519 R2500	BJM6D (1) (2)	5 poles 1SNA 173 519 R2500
		32 A BJM6D (1)(2) 10 poles	1SNA 173 520 R2200	BJM6D (1) (2)	10 poles 1SNA 173 520 R2200
		32 A BJMI6D (1)(2) 2 poles	1SNA 179 668 R2000	BJMI6D (1) (2)	2 poles 1SNA 179 668 R2000
7	Assembled jumper bar (with IP 20 protection)	32 A BJMI6D (1)(2) 3 poles	1SNA 179 669 R2100	BJMI6D (1) (2)	3 poles 1SNA 179 669 R2100
		32 A BJMI6D (1)(2) 4 poles	1SNA 179 670 R2600	BJMI6D (1) (2)	4 poles 1SNA 179 670 R2600
		32 A BJMI6D (1)(2) 5 poles	1SNA 179 671 R1300	BJMI6D (1) (2)	5 poles 1SNA 179 671 R1300
		32 A BJMI6D (1)(2) 10 poles	1SNA 179 672 R1400	BJMI6D (1) (2)	10 poles 1SNA 179 672 R1400
		32 A EL6 (1)(2)	1SNA 173 627 R2100	EL6 (1) (2)	1SNA 173 627 R2100
		32 A BJS61 (1)(2) 10 poles	1SNA 168 485 R2700	BJS61 (1) (2)	10 poles 1SNA 168 485 R2700
8	Connector plate	35 A EV6D	1SNA 168 400 R1600	EV6D	1SNA 168 400 R1600
9	Jumper bar not assembled	32 A BJP61 (1)	1SNA 167 225 R2000	BJP61 (1)	1SNA 167 225 R2000
10	Pivoting jumper bar	35 A PC61	1SNA 163 311 R2200	PC61	10 poles 1SNA 163 311 R2200
11	Comb-type jumper bar	35 A AD2,5	1SNA 114 205 R2000	AD2,5	1SNA 114 205 R2000
12	IDC jumper				

R	See section on markers marking method	RC65 - RC610	RCT610	RC65 - RC610	RCT610

Note : (1) These accessories can be mounted on the lower deck only.
 (2) Use of these accessories requires the user to cut out the partition.
 (3) For block equipped with AL2 or DCG.

**Component holder
terminal blocks
Empty blocks
Double deck blocks
Screw clamp**

DIN 1 - 3



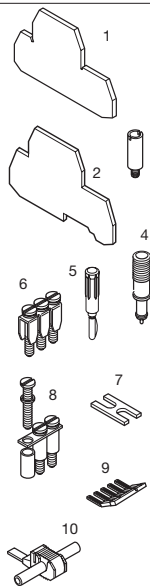
End stop		th. 9,1 mm	BAMH	V2	1SNA 114 836 R0000
End stop		th. 9,1 mm	BAMH VO	VO	1SNA 194 836 R0100
Rail		35 x 7,5 x 1	PR3.Z2		1SNA 174 300 R1700
Rail		35 x 15 x 2,3	PR4		1SNA 168 500 R1200
Rail		35 x 15 x 1,5	PR5		1SNA 168 700 R2200
Rail		32 x 15 x 1,5	PR1.Z2		1SNA 163 050 R0400

Other end stops, rails and accessories : see section on accessories.

Notes

The use of some accessories may decrease the block's voltage rating. For more information, consult us.

Accessories



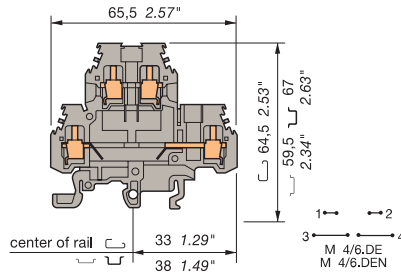
1	End section	grey	
2	Separator end section	grey	
3	Test socket		
4	Test device	grey	
5	Test plug		
6	Assembled jumper bar	32 A	
	(without IP 20 protection)	32 A	
	Assembled jumper bar	32 A	
	(with IP 20 protection)	32 A	
7	Connector bar	32 A	
8	Jumper bar not assembled	32 A	
	Screw + post + washer	35 A	
9	Comb-type jumper bar	35 A	
10	IDC jumper	24 A	



R See section on marking method

M 4/6.DE...

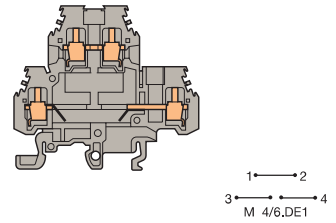
Spacing 6 mm +0,05 (.238")



Empty blocks for components (th. 5 mm max.).
Internal, soldered connections, external, by Screw clamp.

M 4/6.DE1

Spacing 6 mm +0,05 (.238")



Empty blocks for components (th. 5 mm max.).
Internal, soldered connections, external, by Screw clamp.

Colour	Type	Part numbers
Upper and lower circuit opened		
Grey		M 4/6.DE 1SNA 115 185 R0500
Blue		M 4/6.DEN 1SNA 125 185 R0700

Colour	Type	Part numbers
Lower circuit opened		
Grey		M 4/6.DE1 1SNA 115 177 R1400

Characteristics					
Wire size					
		NFC	DIN	UL	CSA
Screw clamp	Rigid	0,5-4 mm ²		22-12 AWG	22-12 AWG
	Flexible	0,5-4 mm ²		22-12 AWG	22-12 AWG

Characteristics					
Wire size					
		NFC	DIN	UL	CSA
Screw clamp	Rigid	0,5-4 mm ²		22-12 AWG	22-12 AWG
	Flexible	0,5-4 mm ²		22-12 AWG	22-12 AWG

Voltage			
Rated		500 V Gr.C	600 V 300 V
Impulse withstand			
Pollution degree			
Current			
Rated		26 A	20 A 20 A
Wire size			
Rated / Gauge		4 mm ² / A4	12 AWG 12 AWG
Wire stripping length	Recomm. screwdriver	Recomm. torque	Protection
8,5 mm .33"	4 mm .157"	0,5-0,6 Nm 4.4-5.3 lb.in	IP20 NEMA 1

Voltage			
Rated		500 V Gr.C	600 V 300 V
Impulse withstand			
Pollution degree			
Current			
Rated		26 A	20 A 20 A
Wire size			
Rated / Gauge		4 mm ² / A4	12 AWG 12 AWG
Wire stripping length	Recomm. screwdriver	Recomm. torque	Protection
8,5 mm .33"	4 mm .157"	0,5-0,6 Nm 4.4-5.3 lb.in	IP20 NEMA 1

Type	Part numbers		
FEM6D	th. 1,0 mm	1SNA 118 499 R2300	
FEM6D	th. 1,0 mm	1SNA 128 499 R2500	
SCF6D	th. 1,0 mm	1SNA 118 495 R1700	
AL2	DIA. 2,0 mm	1SNA 163 070 R0000	
AL3	DIA. 3,0 mm	1SNA 163 261 R0000	
DCG		1SNA 163 218 R0500	
FC2 (2)	DIA. 2,0 mm	1SNA 007 865 R2600	
BJM6D (1)(3)	2 poles	1SNA 173 515 R1100	
BJM6D (1)(3)	3 poles	1SNA 173 516 R1200	
BJM6D (1)(3)	4 poles	1SNA 173 517 R1300	
BJM6D (1)(3)	5 poles	1SNA 173 519 R2500	
BJM6D (1)(3)	10 poles	1SNA 173 520 R2200	
BJMI6D (1)(3)	2 poles	1SNA 179 668 R2000	
BJMI6D (1)(3)	3 poles	1SNA 179 669 R2100	
BJMI6D (1)(3)	4 poles	1SNA 179 670 R2600	
BJMI6D (1)(3)	5 poles	1SNA 179 671 R1300	
BJMI6D (1)(3)	10 poles	1SNA 179 672 R1400	
EL6 (1)(3)		1SNA 173 627 R2100	
BJS61 (1)(3)	10 poles	1SNA 168 485 R2700	
EV6D		1SNA 168 400 R1600	
PC61	th.0,5 mm 10 poles	1SNA 163 311 R2200	
AD2,5		1SNA 114 205 R2000	

Type	Part numbers		
FEM6D	th. 1,0 mm	1SNA 118 499 R2300	
SCF6D	th. 1,0 mm	1SNA 118 495 R1700	
AL2	DIA. 2,0 mm	1SNA 163 070 R0000	
AL3	DIA. 3,0 mm	1SNA 163 261 R0000	
DCG		1SNA 163 218 R0500	
FC2 (2)	DIA. 2,0 mm	1SNA 007 865 R2600	
BJM6D (1)	2 poles	1SNA 173 515 R1100	
BJM6D (1)	3 poles	1SNA 173 516 R1200	
BJM6D (1)	4 poles	1SNA 173 517 R1300	
BJM6D (1)	5 poles	1SNA 173 519 R2500	
BJM6D (1)	10 poles	1SNA 173 520 R2200	
BJMI6D (1)	2 poles	1SNA 179 668 R2000	
BJMI6D (1)	3 poles	1SNA 179 669 R2100	
BJMI6D (1)	4 poles	1SNA 179 670 R2600	
BJMI6D (1)	5 poles	1SNA 179 671 R1300	
BJMI6D (1)	10 poles	1SNA 179 672 R1400	
EL6 (1)		1SNA 173 627 R2100	
BJS61 (1)	10 poles	1SNA 168 485 R2700	
EV6D		1SNA 168 400 R1600	
PC61	th.0,5 mm 10 poles	1SNA 163 311 R2200	
AD2,5		1SNA 114 205 R2000	

RC65 - RC610 Sides of block RCT610 Top of block
Note : (1) Use of these accessories requires the user to cut out the partition.
(2) For block equipped with AL2 or DCG.
(3) These accessories can be used on the lower connection only.

RC65 - RC610 Sides of block RCT610 Top of block

Component holder terminal blocks
With neon lamp indicator
Empty blocks
Double deck
Screw clamp

DIN 1 - 3



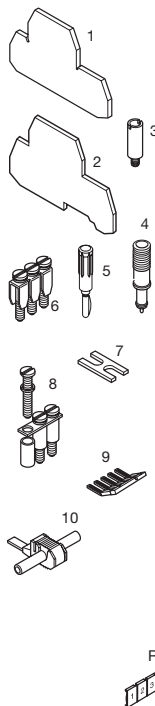
End stop		th. 9,1 mm	BAMH	V2	1SNA 114 836 R0000
End stop		th. 9,1 mm	BAMH VO	VO	1SNA 194 836 R0100
Rail		35 x 7,5 x 1	PR3.Z2		1SNA 174 300 R1700
Rail		35 x 15 x 2,3	PR4		1SNA 168 500 R1200
Rail		35 x 15 x 1,5	PR5		1SNA 168 700 R2200
Rail		32 x 15 x 1,5	PR1.Z2		1SNA 163 050 R0400

Other end stops, rails and accessories : see section on accessories.

Notes

The use of some accessories may decrease the block's voltage rating. For more information, consult us.

Accessories

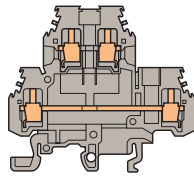


1 End section	grey
2 Separator end section	grey
3 Test socket	
4 Test device	grey
5 Test plug	
6 Assembled jumper bar	32 A
(without IP 20 protection)	32 A
Assembled jumper bar	32 A
(with IP 20 protection)	32 A
7 Connector plate	35 A
8 Jumper bar not assembled	32 A
Screw + post + washer	
9 Comb-type jumper bar	35 A
10 IDC jumper	

R See section on markers marking method

M 4/6.DE2

Spacing 6 mm + 0,05 (.238")



Empty blocks for components (th. 5 mm maxi.).
 Internal, soldered connections, external, by Screw clamp.

--	--	--	--

Colour	Type	P/N
Upper circuit opened		
Grey	<input type="checkbox"/> M 4/6.DE2	1SNA 115 326 R1100

Characteristics				
Wire size				
		NFC DIN	UL	CSA
Screw clamp	Rigid	0,5-4 mm ²		22-12 AWG
	Flexible	0,5-4 mm ²		22-12 AWG

Voltage			
Rated	500 V Gr.C	300 V	
Impulse withstand			
Pollution degree			

Current			
Rated	26 A	20 A	

Wire size				
Rated / Gauge	4 mm ² / A4		12 AWG	
Wire stripping length	Recomm. screwdriver	Recomm. torque	Protection	
	8,5 mm	4 mm	0,5-0,6 Nm	IP20
	.33"	.16"	4.4-5.3 lb.in	NEMA 1


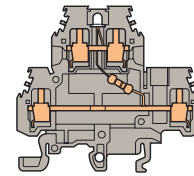
Type	P/N		
FEM6D	th. 1,0 mm	1SNA 118 499 R2300	
SCF6D	th. 1,0 mm	1SNA 118 495 R1700	
AL2	DIA. 2,0 mm	1SNA 163 070 R0000	
AL3	DIA. 3,0 mm	1SNA 163 261 R0000	
DCG		1SNA 163 218 R0500	
FC2 (2)	DIA. 2,0 mm	1SNA 007 865 R2600	
BJM6D (1)(3)	2 poles	1SNA 173 515 R1100	
BJM6D (1)(3)	3 poles	1SNA 173 516 R1200	
BJM6D (1)(3)	4 poles	1SNA 173 517 R1300	
BJM6D (1)(3)	5 poles	1SNA 173 519 R2500	
BJM6D (1)(3)	10 poles	1SNA 173 520 R2200	
BJMI6D (1)(3)	2 poles	1SNA 179 668 R2000	
BJMI6D (1)(3)	3 poles	1SNA 179 669 R2100	
BJMI6D (1)(3)	4 poles	1SNA 179 670 R2600	
BJMI6D (1)(3)	5 poles	1SNA 179 671 R1300	
BJMI6D (1)(3)	10 poles	1SNA 179 672 R1400	
EL6 (1)(3)		1SNA 173 627 R2100	
BJS61 (1)(3)	10 poles	1SNA 168 485 R2700	
EV6D		1SNA 168 400 R1600	
PC61	th. 0,5 mm 10 poles	1SNA 163 311 R2200	
AD2,5		1SNA 114 205 R2000	

Type	P/N		
FEM6D	th. 1,0 mm	1SNA 118 499 R2300	
SCF6D	th. 1,0 mm	1SNA 118 495 R1700	
AL2	DIA. 2,0 mm	1SNA 163 070 R0000	
AL3	DIA. 3,0 mm	1SNA 163 261 R0000	
DCG		1SNA 163 218 R0500	
FC2 (2)	DIA. 2,0 mm	1SNA 007 865 R2600	
BJM6D (1)(3)	2 poles	1SNA 173 515 R1100	
BJM6D (1)(3)	3 poles	1SNA 173 516 R1200	
BJM6D (1)(3)	4 poles	1SNA 173 517 R1300	
BJM6D (1)(3)	5 poles	1SNA 173 519 R2500	
BJM6D (1)(3)	10 poles	1SNA 173 520 R2200	
BJMI6D (1)(3)	2 poles	1SNA 179 668 R2000	
BJMI6D (1)(3)	3 poles	1SNA 179 669 R2100	
BJMI6D (1)(3)	4 poles	1SNA 179 670 R2600	
BJMI6D (1)(3)	5 poles	1SNA 179 671 R1300	
BJMI6D (1)(3)	10 poles	1SNA 179 672 R1400	
EL6 (1)(3)		1SNA 173 627 R2100	
BJS61 (1)(3)	10 poles	1SNA 168 485 R2700	
EV6D		1SNA 168 400 R1600	
PC61	th. 0,5 mm 10 poles	1SNA 163 311 R2200	
AD2,5		1SNA 114 205 R2000	

RC65 - RC610 Sides of block RCT610 Top of block
 Note : (1) Use of these accessories requires the user to cut out the partition.
 (2) For block equipped with AL2 or DCG.
 (3) These accessories can be mounted on the lower deck only.

M 4/6.DL...

Spacing 6 mm + 0,05 (.238")



1 connection with 4 inputs on 2 decks. Equipped with a non-protected LED 24 V.

--	--	--	--

Colour	Type	P/N
+ on the upper circuit		
Grey body/red Led	<input type="checkbox"/> M 4/6.DL	1SNA 115 178 R2500
Grey body/green Led	<input type="checkbox"/> M 4/6.DLV	1SNA 115 522 R0600
+ on the lower circuit		
Grey body/red Led	<input type="checkbox"/> M 4/6.DL1	1SNA 115 179 R2600

Characteristics				
Wire size				
		NFC DIN	UL	CSA
Screw clamp	Rigid	0,2-4 mm ²		22-12 AWG
	Flexible	0,22-4 mm ²		22-12 AWG

Voltage			
Rated	500 V Gr.C	600 V	300 V
Impulse withstand			
Pollution degree			

Current			
Rated	20 A	20 A	20 A

Wire size				
Rated / Gauge	4 mm ² / A4		12 AWG	12 AWG
Wire stripping length	Recomm. screwdriver	Recomm. torque	Protection	
	8,5 mm	4 mm	0,5-0,6 Nm	IP20
	.33"	.16"	4.4-5.3 lb.in	NEMA 1

Type	P/N		
FEM6D	th. 1,0 mm	1SNA 118 499 R2300	
SCF6D	th. 1,0 mm	1SNA 118 495 R1700	
AL2	DIA. 2,0 mm	1SNA 163 070 R0000	
AL3	DIA. 3,0 mm	1SNA 163 261 R0000	
DCG		1SNA 163 218 R0500	
FC2 (2)	DIA. 2,0 mm	1SNA 007 865 R2600	
BJM6D (1)(3)	2 poles	1SNA 173 515 R1100	
BJM6D (1)(3)	3 poles	1SNA 173 516 R1200	
BJM6D (1)(3)	4 poles	1SNA 173 517 R1300	
BJM6D (1)(3)	5 poles	1SNA 173 519 R2500	
BJM6D (1)(3)	10 poles	1SNA 173 520 R2200	
BJMI6D (1)(3)	2 poles	1SNA 179 668 R2000	
BJMI6D (1)(3)	3 poles	1SNA 179 669 R2100	
BJMI6D (1)(3)	4 poles	1SNA 179 670 R2600	
BJMI6D (1)(3)	5 poles	1SNA 179 671 R1300	
BJMI6D (1)(3)	10 poles	1SNA 179 672 R1400	
EL6 (1)(3)		1SNA 173 627 R2100	
BJS61 (1)(3)	10 poles	1SNA 168 485 R2700	
EV6D		1SNA 168 400 R1600	
PC61	th. 0,5 mm 10 poles	1SNA 163 311 R2200	
AD2,5		1SNA 114 205 R2000	

Type	P/N		
FEM6D	th. 1,0 mm	1SNA 118 499 R2300	
SCF6D	th. 1,0 mm	1SNA 118 495 R1700	
AL2	DIA. 2,0 mm	1SNA 163 070 R0000	
AL3	DIA. 3,0 mm	1SNA 163 261 R0000	
DCG		1SNA 163 218 R0500	
FC2 (2)	DIA. 2,0 mm	1SNA 007 865 R2600	
BJM6D (1)(3)	2 poles	1SNA 173 515 R1100	
BJM6D (1)(3)	3 poles	1SNA 173 516 R1200	
BJM6D (1)(3)	4 poles	1SNA 173 517 R1300	
BJM6D (1)(3)	5 poles	1SNA 173 519 R2500	
BJM6D (1)(3)	10 poles	1SNA 173 520 R2200	
BJMI6D (1)(3)	2 poles	1SNA 179 668 R2000	
BJMI6D (1)(3)	3 poles	1SNA 179 669 R2100	
BJMI6D (1)(3)	4 poles	1SNA 179 670 R2600	
BJMI6D (1)(3)	5 poles	1SNA 179 671 R1300	
BJMI6D (1)(3)	10 poles	1SNA 179 672 R1400	
EL6 (1)(3)		1SNA 173 627 R2100	
BJS61 (1)(3)	10 poles	1SNA 168 485 R2700	
EV6D		1SNA 168 400 R1600	
PC61	th. 0,5 mm 10 poles	1SNA 163 311 R2200	
AD2,5		1SNA 114 205 R2000	

RC65 - RC610 Sides of block RCT610 Top of block
 Note : (1) Use of these accessories requires the user to cut out the partition.
 (2) For block equipped with AL2 or DCG.
 (3) These accessories can be mounted on the lower deck only.

Electronic component-holder terminal blocks with potentiometer switch block with resistor

Screw clamp

DIN 1 - 3



End stop	th. 9 mm	BADL	V0	1SNA 399 903	R0200
End stop	th. 10 mm	BAM2	V2	1SNA 206 351	R1600
End stop	th. 10 mm	BAM2 V0	V0	1SNA 296 351	R0000
Rail	35 x 7,5 x 1	PR3.Z2		1SNA 174 300	R1700
Rail	35 x 15 x 2,3	PR4		1SNA 168 500	R1200
Rail	35 x 15 x 1,5	PR5		1SNA 168 700	R2200
Rail	32 x 15 x 1,5	PR1.Z2		1SNA 163 050	R0400

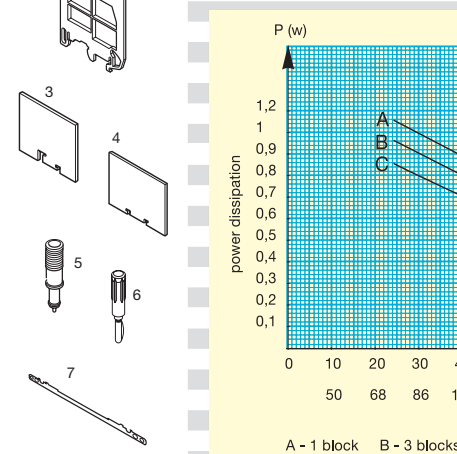
Other end stops, rails and accessories : see section on accessories.

Notes

The use of some accessories may decrease the block's voltage rating. For more information, consult us.

Accessories

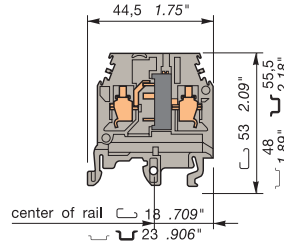
	1 End section	grey
	2 Separator end section	grey
	3 Separator end section	grey
	4 Separator end section	grey
	5 Test device	yellow
	6 Test plug	
	7 Shield connector	



R See section on marking method

M 4/7.R

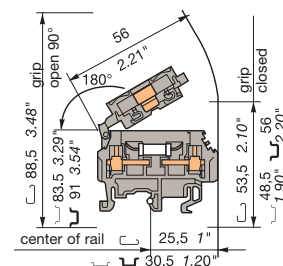
Spacing 7 mm (.276")



Block equipped with a variable resistor 20Ω ± 10 % to compensate for line resistance in measurement circuits.

M 4/8.SF.R

Spacing 8 mm (.316")



Block with drawing grip equipped with a 10 kΩ / 2 W / 5% resistor

Colour	Type	Part numbers
Grey	<input type="checkbox"/> M 4/7.R	1SNA 115 291 R1700

Colour	Type	Part numbers
Grey	<input type="checkbox"/> M 4/8.SF.R	1SNA 115 693 R1200

Characteristics

Wire size	NFC DIN			UL		CSA	
	Screw clamp	Rigid	0,5-4 mm ²	Flexible	0,5-4 mm ²		

Characteristics

Wire size	NFC DIN			UL		CSA	
	Screw clamp	Rigid	0,5-4 mm ²	Flexible	0,5-4 mm ²		

Voltage

Rated	750 V Gr.C		
Impulse withstand			
Pollution degree			

Current

Rated	see curve		
-------	-----------	--	--

Wire size

Rated / Gauge	4 mm ² / A4		
---------------	------------------------	--	--

Wire stripping length	Recomm. screwdriver	Recomm. torque	Protection
9,5 mm .37"	4 mm .157"	0,5-0,6 Nm 4.4-5.3 lb.in	IP 20 NEMA 1

Voltage

Rated	750 V Gr.C		
Impulse withstand			
Pollution degree			

Current

Rated			
-------	--	--	--

Wire size

Rated / Gauge	4 mm ² / A4		
---------------	------------------------	--	--

Wire stripping length	Recomm. screwdriver	Recomm. torque	Protection
9,5 mm .37"	4 mm .157"	0,5-0,6 Nm 4.4-5.3 lb.in	IP 20 NEMA 1

Type	Part numbers
FEM6	th. 2,8 mm 1SNA 118 368 R1600
SCFM6	th. 3,0 mm 1SNA 114 825 R0500
SCFEX1	th. 2,4 mm 1SNA 103 619 R0400
SCFEX3	th. 2,4 mm 1SNA 103 620 R0100
DCJ	1SNA 173 059 R0300
FC2	DIA. 2 mm 1SNA 007 865 R2600
CBM5	th. 0,5 mm 1SNA 178 745 R1400
CBM8	th. 0,8 mm 1SNA 178 746 R1500

FEM8S	th. 1,5 mm 1SNA 116 951 R1500
-------	-------------------------------

Sides of block RC65 - RC610

Sides of block RC65 RC810

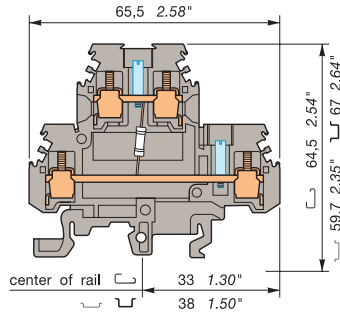
Electronic component holder terminal blocks With resistor

Screw clamp

☐ ☒ DIN 1 - 3

M 4/6.CA I/U - 250

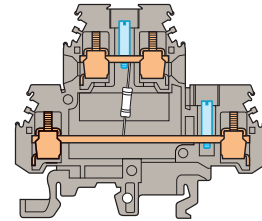
Spacing 6 mm (.236")



M 4/6 block equipped with a 250 Ω precision resistor and two DIA. 2 mm test sockets. For a 0-20 mA or 4-20 mA analog signal.

M 4/6.CA I/U - 500

Spacing 6 mm (.236")



M 4/6 block equipped with a 500 Ω precision resistor and two DIA. 2 mm test sockets. For a 0-20 mA or 4-20 mA analog signal.

BAMH	☐	th. 9,1 mm V2	1SNA 114 836 R0000
BAMH V0	☐	th. 9,1 mm V0	1SNA 194 836 R0100
PR3.Z2	☒	35 x 7,5 x 1	1SNA 174 300 R1700
PR4	☒	35 x 15 x 2,3	1SNA 168 500 R1200
PR5	☒	35 x 15 x 1,5	1SNA 168 700 R2200
PR1.Z2	☒	32 x 15 x 1,5	1SNA 163 050 R0400

Other end stops, rails and accessories : See section on accessories.

Type	Part number	Type	Part number
Grey body		Grey body	
M 4/6.CA I/U - 250	☐ 1SNA 007 025 R1700	M 4/6.CA I/U - 500	☐ 1SNA 007 026 R1000

Component characteristics

Resistor	250 Ω	500 Ω
Rated power	0.35 W	0.35 W
Accuracy	0,1 %	0,1 %
Stability	25 ppm	25 ppm

Characteristics

Wire size	Screw clamp	Rigid Flexible	NFC	DIN	UL	CSA	NFC	DIN	UL	CSA
			0,2-4 mm ²				0,2-4 mm ²			
			0,22-4 mm ²			0,22-4 mm ²				
Rated voltage	V	~ =								
Rated current	A		26			26				
Rated wire size			4 mm ²			4 mm ²				

Other characteristics

Wire stripping length	Recommended screwdriver	Recommended torque	Protection	Wire stripping length	Recommended screwdriver	Recommended torque	Protection
8,5 mm .33"	4 mm	0,4-0,6 Nm 3.5-5.3 lb.in	IP 20 NEMA 1	8,5 mm .33"	4 mm	0,4-0,6 Nm 3.5-5.3 lb.in	IP 20 NEMA 1

Accessories

	Type	Part numbers	Type	Part numbers
6 End section grey	FEM6D	th. 1 mm 1SNA 118 499 R2300	FEM6D	th. 1 mm 1SNA 118 499 R2300
7 Separator end section grey	SCF6D	th. 1 mm 1SNA 118 495 R1700	SCF6D	th. 1 mm 1SNA 118 495 R1700
8 Test device	DCG	grey 1SNA 163 218 R0500	DCG	grey 1SNA 163 218 R0500
9 Test plug	FC2	DIA. 2 mm 1SNA 007 865 R2600	FC2	DIA. 2 mm 1SNA 007 865 R2600
10 Comb-type jumper bar	PC61	10 poles 1SNA 163 311 R2200	PC61	10 poles 1SNA 163 311 R2200
11 IDC jumper	AD2,5	1SNA 114 205 R2000	AD2,5	1SNA 114 205 R2000

R See section on markers marking method

RC65 - RC610

RC65 - RC610

Thermocouple terminal blocks

Screw clamp

DIN 1 - 3



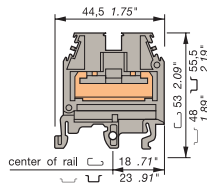
Refer to the section "Special Applications" for part numbers and characteristics.

End stop	th. 9 mm	BADL	V0	1SNA 399 903 R0200
End stop	th. 10 mm	BAM2	V2	1SNA 206 351 R1600
End stop	th. 10 mm	BAM2 V0	V0	1SNA 296 351 R0000
Rail	35 x 7,5 x 1	PR3.Z2		1SNA 174 300 R1700
Rail	35 x 15 x 2,3	PR4		1SNA 168 500 R1200
Rail	35 x 15 x 1,5	PR5		1SNA 168 700 R2200
Rail	32 x 15 x 1,5	PR1.Z2		1SNA 163 050 R0400

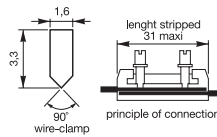
Other end stops, rails and accessories : see section on accessories.

MTC 6

Spacing 6 mm (.236")



6 mm block for thermocouple wires.



Thermocouple terminal blocks

Entrelec's MTC 6 thermocouple terminal block provides an interface for connecting thermocouple wire with virtually no loss of signal integrity. The interface design ensures positive wire continuity and allows selection and inventory of one terminal block for all thermocouple material.




Figure 1 : MTC 6 with shield connector

The thermocouple principle is based on the reaction of different metals to temperature. When thermocouple wires are terminated or connected, the "metal balance" must be maintained. The introduction of a foreign material (such as copper) results in loss of signal strength and integrity.

When running extended or intermittent lengths of thermocouple wire, to a measurement instrument, two solutions are available :

1. When signals are carried over a long distance, a thermocouple transmitter is required. The thermocouple signal, in millivolts (mV), is converted to a milliampere (mA) signal (i.e. 4-20 mA) for ease of transmission.
2. When thermocouple wire is of insufficient length, termination and interconnection, using terminal blocks, will extend its length.

Universal terminal block

Other thermocouple terminal blocks are available with hardware (screws, clamps and connecting bar) which match the thermocouple

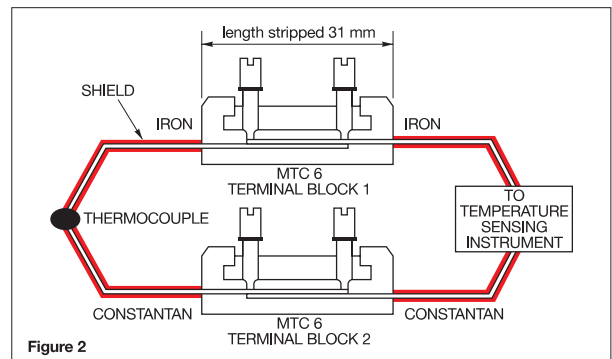


Figure 2

material being used. This requires inventory of many different terminal block types.

Entrelec's MTC 6 terminal block adapts to all thermocouple material. This "neutral" method of connection limits the introduction of foreign materials to an insignificant level. The thermocouple wire insulation is stripped (31 mm maximum) and the bare wires are superimposed on one another. The thermocouple wires are in contact over their complete 31 mm length and tightened at two points by round tip screws (see figure 2). The screws, made of plated brass, have only a mechanical function, that of holding the wires together with a point contact. Thus, the pressure points are not relevant in the connection environment. One thermocouple lead connects through one terminal block (see figure 2). The MTC 6 requires only 6 mm of space, allowing 50 terminals per foot of rail.

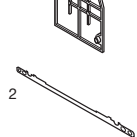
Thermocouple shield wire connector bar

The MTC 6 can be field of factory equipped with a shield connector bar (see figure 1). This bar, made of treated brass, mounts in the lower part of the terminal block. It ensures the continuity of the thermocouple wire shield through the terminal block or to ground with no additional spacing.

Type	Part number
MTC 6	1SNA 115 206 R2200

Characteristics	NFC DIN	UL	CSA
Wire size mm ² / AWG	2 conductors for thermocouple (DIA. 0,5 - 1,5 mm)		
Rated voltage	500 V Gr.C		
Rated current			
Rated wire size			
Wire stripping length	31 mm max. / 1.22"		
Recommended torque	0,4-0,6 Nm / 3.5-5.3 lb.in		

Accessories	Type	Part number
1 End section	grey	FEM6 th.2,8 1SNA 118 368 R1600
2 Shield connector		CBM5 th.0,5 1SNA 178 745 R1400
		CBM8 th.0,8 1SNA 178 746 R1500



See section on markers marking method

RC65 - RC610 Sides of block RCT610 Top of block

Notes



Miniblocks

for profil EN 50045

(DIN 46277/2)

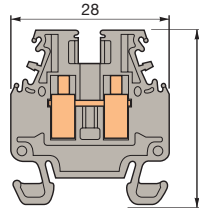
Screw clamp - Screw clamp

~ DIN 2



DR 1,5/4

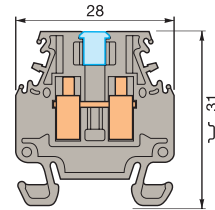
Spacing 4 mm (.157")



Standard block 4 mm.

DR 1,5/4.1

Spacing 4 mm (.157")



Standard block 4 mm with partition.

End stop	~	th. 6,5 mm	BADRL	V0	1SNA 199 420 R2100
Rail	~	15 x 5 x 1	PR2		1SNA 164 600 R1200

Other end stops, rails and accessories : see section on accessories.

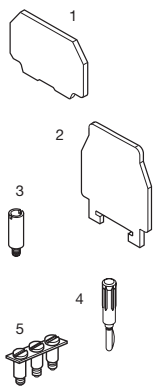
Notes

Some accessories can decrease the block's voltage rating. Consult us for information.

			CE				CE
Color	Type	Part number	Color	Type	Part number		
Grey	<input type="checkbox"/> DR 1,5/4	1SNA 110 106 R2500	Grey	<input type="checkbox"/> DR 1,5/4.1	1SNA 110 107 R2600		
Grey V0	<input type="checkbox"/> DR 1,5/4.V0	1SNA 399 575 R0000	Grey V0	<input type="checkbox"/> DR 1,5/4.1.V0	1SNA 399 578 R1300		

Characteristics				Characteristics					
Wire size				Wire size					
		IEC NFC DIN	UL pending	CSA pending		IEC NFC DIN	UL	CSA	
Screw	Rigid	0,2-1,5 mm ²	24-16 AWG	24-16 AWG	Screw	Rigid	0,2-1,5 mm ²	24-16 AWG	24-16 AWG
	Flexible	0,22-1,5 mm ²	24-16 AWG	24-16 AWG		Flexible	0,22-1,5 mm ²	24-16 AWG	24-16 AWG
	Rigid					Rigid			
	Flexible					Flexible			
Voltage				Voltage					
Rated		500 V	300 V	200 V	Rated		500 V	300 V	200 V
Impulse withstand		6 kV			Impulse withstand		6 kV		
Pollution degree		3			Pollution degree		3		
Current				Current					
Rated		17,5 A	10 A	10 A	Rated		17,5 A	10 A	10 A
Wire size				Wire size					
Rated / Gauge		1,5 mm ² / A1	16 AWG	16 AWG	Rated/gauge		1,5 mm ² / A1	16 AWG	16 AWG
Wire strip. length	Recomm. screwdriver	Recomm. torque	Protection		Wire strip. length	Recomm. screwdriver	Recomm. torque	Protection	
7 mm	2,5 mm	0,4-0,6 Nm	IP20		7 mm	2,5 mm	0,4-0,6 Nm	IP20	
.275"	.98"	3.5-5.3 lb.in	NEMA1		.275"	.98"	3.5-5.3 lb.in	NEMA1	

Accessories



- 1 End section grey
- 2 Circuit separator grey
- 3 Test socket white
- 4 Test plug
- 5 Assembled jumper bar (without protection IP20)



R See section on markers
Marking method

Type	Part number	Type	Part number
FED2-4	1SNA 215 580 R2100	FED2-4	1SNA 215 580 R2100
FED2-4 V0	1SNA 399 577 R0200	FED2-4 V0	1SNA 399 577 R0200
SCDR61	th. 0,3 mm 1SNA 173 016 R1000	SCDR61	th. 0,3 mm 1SNA 173 016 R1000
AL2-4 (1)	DIA. 2,0 mm 1SNA 205 716 R0300	AL2-4 (1)	DIA. 2,0 mm 1SNA 205 716 R0300
FC2 (1)	DIA. 2,0 mm 1SNA 007 865 R2600	FC2 (1)	DIA. 2,0 mm 1SNA 007 865 R2600
BJM4 (1)	17,5 A 2 poles 1SNA 205 735 R0600	BJM4 (1)	17,5 A 2 poles 1SNA 205 735 R0600
BJM4 (1)	17,5 A 3 poles 1SNA 205 736 R0700	BJM4 (1)	17,5 A 3 poles 1SNA 205 736 R0700
BJM4 (1)	17,5 A 5 poles 1SNA 205 737 R0000	BJM4 (1)	17,5 A 5 poles 1SNA 205 737 R0000
BJM4 (1)	17,5 A 10 poles 1SNA 205 738 R1100	BJM4 (1)	17,5 A 10 poles 1SNA 205 738 R1100

RC410 Sides of block

RC410 Sides of block

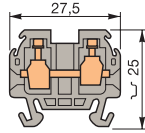
(1) A circuit separator SC is required with the use of these accessories.

Miniblocks
for profil EN 50045
(DIN 46277/2)
Screw clamp - Screw clamp
DIN 2



DR 1,5/5

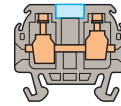
Spacing 5 mm + 0,08 (.200")



Standard block 5 mm.

DR 1,5/5.1

Spacing 5 mm + 0,08 (.200")



DR 1,5/5 with partition.

Color	Type	Part number			Color	Type	Part number		
Grey		DR 1,5/5	1SNA 115 510 R1600			Grey		DR 1,5/5.1	1SNA 112 086 R0200

Characteristics				Characteristics					
Wire size				Wire size					
		IEC NFC DIN	UL	CSA			IEC NFC DIN	UL	CSA
Screw	Rigid	0,2-2,5 mm ²	28-12 AWG	28-14 AWG	Screw	Rigid	0,2-2,5 mm ²	28-12 AWG	28-14 AWG
	Flexible	0,22-1,5 mm ²	28-12 AWG	28-14 AWG		Flexible	0,22-1,5 mm ²	28-12 AWG	28-14 AWG
	Rigid					Rigid			
	Flexible					Flexible			
Voltage				Voltage					
Rated		250 V Gr.C	300 V	300 V	Rated		250 V Gr.C	300 V	300 V
Impulse withstand					Impulse withstand				
Pollution degree					Pollution degree				
Current				Current					
Rated		20 A	20 A	20 A	Rated		20 A	20 A	20 A
Wire size				Wire size					
Rated / Gauge		1,5 mm ²	12 AWG	14 AWG	Rated/gauge		1,5 mm ²	12 AWG	14 AWG
Wire strip. length	Recomm. screwdriver	Recomm. torque	Protection		Wire strip. length	Recomm. screwdriver	Recomm. torque	Protection	
8,5 mm	3,5 mm	0,4-0,6 Nm	IP20		8,5 mm	3,5 mm	0,4-0,6 Nm	IP 20	
.335"	.138"	3.5-5.3 lb.in	NEMA1		.33"	.14"	3.5-5.3 lb.in	NEMA 1	

refer to the section "Special Applications" for part numbers and characteristics.

End stop		th. 6,5 mm	BADRL	V0	1SNA 199 420 R2100
Rail		15 x 5 x 1	PR2		1SNA 164 600 R1200

Other end stops, rails and accessories : see section on accessories.

Notes
Some accessories can decrease the block's voltage rating. Consult us for information.

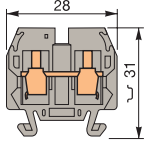
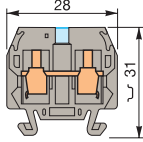
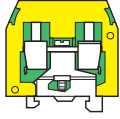
Accessories

	1 End section	grey blue yellow white
	2 Circuit separator	
	3 Test socket	
	4 Test plug	
	5 Assembled jumper bar (without protection IP20)	
	6 Jumper bar not preassembled	
	7 Post + screw for BJ	
	8 Pivoting jumper bar	
	9 Shielding connector	
	10 Protection label	
	Screw for protection label	
	R See section on markers	
	Marking method	

Type	Part number			Type	Part number		
FEDR5	th. 1 mm	1SNA 117 318 R2300		FEDR5	th. 1 mm	1SNA 117 318 R2300	
				AL2	DIA. 2 mm	1SNA 167 319 R0600	
				FC2 (2)	DIA. 2 mm	1SNA 007 865 R2600	
BJM5 DR	24 A	2 poles	1SNA 176 055 R2200	BJM5 DR (1)	24 A	2 poles	1SNA 176 055 R2200
BJM5 DR	24 A	3 poles	1SNA 176 056 R2300	BJM5 DR (1)	24 A	3 poles	1SNA 176 056 R2300
BJM5 DR	24 A	4 poles	1SNA 176 057 R2400	BJM5 DR (1)	24 A	4 poles	1SNA 176 057 R2400
BJM5 DR	24 A	5 poles	1SNA 176 058 R0500	BJM5 DR (1)	24 A	5 poles	1SNA 176 058 R0500
BJM5 DR	24 A	10 poles	1SNA 176 059 R0600	BJM5 DR (1)	24 A	10 poles	1SNA 176 059 R0600
BJM5 DR	24 A	2 poles	1SNA 176 704 R0200	BJM5 DR	24 A	2 poles	1SNA 176 704 R0200
BJM5 DR	24 A	3 poles	1SNA 176 705 R0300	BJM5 DR	24 A	3 poles	1SNA 176 705 R0300
BJM5 DR	24 A	4 poles	1SNA 176 706 R0400	BJM5 DR	24 A	4 poles	1SNA 176 706 R0400
BJM5 DR	24 A	5 poles	1SNA 176 707 R0500	BJM5 DR	24 A	5 poles	1SNA 176 707 R0500
BJM5 DR	24 A	10 poles	1SNA 176 708 R1600	BJM5 DR	24 A	10 poles	1SNA 176 708 R1600
BJS5 (3)	20 poles	1SNA 177 652 R0600		BJS5 (3)	20 poles	1SNA 177 652 R0600	
EVD5		1SNA 167 900 R0200		EVD5		1SNA 167 900 R0200	
PC51	25 A	10 poles	1SNA 167 908 R0600	PC51	25 A	10 poles	1SNA 167 908 R0600
RC55	Sides of block			RC55	Sides of block		

(1) Use of these accessories requires the user to cut out the partition.
(2) For terminal block equipped with test socket AL2.
(3) For other number of poles, see section accessories




DR 4/6				DR 4/6.1				DR 4/6.P																																			
Spacing 6 mm + 0,05 (.238")				Spacing 6 mm + 0,05 (.238")				Spacing 6 mm + 0,05 (.238")																																			
																																											
Standard block 6 mm				DR 4/6 with partition				Terminal block for ground wire same size as DR 4/6 block.																																			
<table border="1"> <tr> <th>Color</th> <th>Type</th> <th colspan="2">Part number</th> </tr> <tr> <td>Grey</td> <td><input type="checkbox"/> DR 4/6</td> <td>1SNA 110 251</td> <td>R0500</td> </tr> <tr> <td>Blue</td> <td><input type="checkbox"/> DR 4/6.N</td> <td>1SNA 120 251</td> <td>R0700</td> </tr> </table>				Color	Type	Part number		Grey	<input type="checkbox"/> DR 4/6	1SNA 110 251	R0500	Blue	<input type="checkbox"/> DR 4/6.N	1SNA 120 251	R0700	<table border="1"> <tr> <th>Color</th> <th>Type</th> <th colspan="2">Part number</th> </tr> <tr> <td>Grey</td> <td><input type="checkbox"/> DR 4/6.1</td> <td>1SNA 110 491</td> <td>R1700</td> </tr> <tr> <td>Blue</td> <td><input type="checkbox"/> DR 4/6.1.N</td> <td>1SNA 120 491</td> <td>R1100</td> </tr> </table>				Color	Type	Part number		Grey	<input type="checkbox"/> DR 4/6.1	1SNA 110 491	R1700	Blue	<input type="checkbox"/> DR 4/6.1.N	1SNA 120 491	R1100	<table border="1"> <tr> <th>Color</th> <th>Type</th> <th colspan="2">Part number</th> </tr> <tr> <td>Green / Yellow</td> <td><input type="checkbox"/> DR 4/6.P</td> <td>1SNA 160 496</td> <td>R2600</td> </tr> </table>				Color	Type	Part number		Green / Yellow	<input type="checkbox"/> DR 4/6.P	1SNA 160 496	R2600
Color	Type	Part number																																									
Grey	<input type="checkbox"/> DR 4/6	1SNA 110 251	R0500																																								
Blue	<input type="checkbox"/> DR 4/6.N	1SNA 120 251	R0700																																								
Color	Type	Part number																																									
Grey	<input type="checkbox"/> DR 4/6.1	1SNA 110 491	R1700																																								
Blue	<input type="checkbox"/> DR 4/6.1.N	1SNA 120 491	R1100																																								
Color	Type	Part number																																									
Green / Yellow	<input type="checkbox"/> DR 4/6.P	1SNA 160 496	R2600																																								
Characteristics				Characteristics				Characteristics																																			
Wire size				Wire size				Wire size																																			
Screw	Rigid	IEC NFC DIN	UL	CSA	Screw	Rigid	IEC NFC DIN	UL	CSA	Screw	Rigid	IEC NFC DIN	UL	CSA																													
	Flexible	0,2-4 mm ²	18-12 AWG	18-12 AWG		Flexible	0,22-4 mm ²	18-12 AWG	18-12 AWG		Flexible	0,22-4 mm ²	18-12 AWG	18-12 AWG																													
Voltage				Voltage				Voltage																																			
Rated		500 V Gr.C	250 V	300 V / 150 V	Rated		500 V Gr.C	250 V	300 V / 150 V	Rated																																	
Impulse withstand					Impulse withstand					Impulse withstand																																	
Pollution degree					Pollution degree					Pollution degree																																	
Current				Current				Current																																			
Rated		30 A	20 A	10 A / 25 A	Rated		30 A	20 A	10 A / 25 A	Rated																																	
Wire size				Wire size				Wire size																																			
Rated / Gauge		4 mm ²	12 AWG	12 AWG	Rated / Gauge		4 mm ²	12 AWG	12 AWG	Rated / Gauge		4 mm ²	12 AWG	12 AWG																													
Wire strip. length	Recomm. screwdriver	Recommended torque	Protection		Wire strip. length	Recomm. screwdriver	Recommended torque	Protection		Wire strip. length	Recomm. screwdriver	Recommended torque	Protection																														
9,5 mm	4 mm	0,5-0,8 Nm	IP 20		9,5 mm	4 mm	0,5-0,8 Nm	IP 20		9,5 mm	4 mm	0,5-0,8 Nm	IP 20																														
.37"	.16"	4.4-7.1 ib.in	NEMA 1		.37"	.16"	4.4-7.1 ib.in	NEMA 1		.37"	.16"	4.4-7.1 ib.in	NEMA 1																														
Type				Type				Type																																			
Part number				Part number				Part number																																			
FEDR61	th. 1 mm	1SNA 117 600	R0300	FEDR61	th. 1 mm	1SNA 117 600	R0300	FEDR61	th. 1 mm	1SNA 117 600	R0300																																
FEDR61	th. 1 mm	1SNA 127 600	R0500	FEDR61	th. 1 mm	1SNA 127 600	R0500	FEDR61	th. 1 mm	1SNA 127 600	R0500																																
SCDR61	th. 0,3 mm	1SNA 173 016	R1000	SCDR61	th. 0,3 mm	1SNA 173 016	R1000	SCDR61	th. 0,3 mm	1SNA 173 016	R1000																																
AL2	DIA. 2 mm	1SNA 167 319	R0600	AL2	DIA. 2 mm	1SNA 167 319	R0600	AL2	DIA. 2 mm	1SNA 167 319	R0600																																
FC2 (2)	DIA. 2 mm	1SNA 007 865	R2600	FC2 (2)	DIA. 2 mm	1SNA 007 865	R2600	FC2 (2)	DIA. 2 mm	1SNA 007 865	R2600																																
BJM62 (1) 32 A 2 poles 1SNA 173 217 R2600				BJM62 (1) 32 A 2 poles 1SNA 173 217 R2600				BJM62 (1) 32 A 2 poles 1SNA 173 217 R2600																																			
BJM62 (1) 32 A 3 poles 1SNA 173 218 R0700				BJM62 (1) 32 A 3 poles 1SNA 173 218 R0700				BJM62 (1) 32 A 3 poles 1SNA 173 218 R0700																																			
BJM62 (1) 32 A 4 poles 1SNA 173 219 R0000				BJM62 (1) 32 A 4 poles 1SNA 173 219 R0000				BJM62 (1) 32 A 4 poles 1SNA 173 219 R0000																																			
BJM62 (1) 32 A 5 poles 1SNA 173 221 R2200				BJM62 (1) 32 A 5 poles 1SNA 173 221 R2200				BJM62 (1) 32 A 5 poles 1SNA 173 221 R2200																																			
BJM62 (1) 32 A 6 poles 1SNA 174 112 R1600				BJM62 (1) 32 A 6 poles 1SNA 174 112 R1600				BJM62 (1) 32 A 6 poles 1SNA 174 112 R1600																																			
BJM62 (1) 32 A 7 poles 1SNA 174 113 R1700				BJM62 (1) 32 A 7 poles 1SNA 174 113 R1700				BJM62 (1) 32 A 7 poles 1SNA 174 113 R1700																																			
BJM62 (1) 32 A 8 poles 1SNA 174 114 R1000				BJM62 (1) 32 A 8 poles 1SNA 174 114 R1000				BJM62 (1) 32 A 8 poles 1SNA 174 114 R1000																																			
BJM62 (1) 32 A 9 poles 1SNA 174 115 R1100				BJM62 (1) 32 A 9 poles 1SNA 174 115 R1100				BJM62 (1) 32 A 9 poles 1SNA 174 115 R1100																																			
BJM62 (1) 32 A 10 poles 1SNA 173 226 R2700				BJM62 (1) 32 A 10 poles 1SNA 173 226 R2700				BJM62 (1) 32 A 10 poles 1SNA 173 226 R2700																																			
BJPD6 1SNA 173 223 R2400				BJPD6 1SNA 173 223 R2400				BJPD6 1SNA 173 223 R2400																																			
PC61 35 A 10 poles 1SNA 163 311 R2200				PC61 35 A 10 poles 1SNA 163 311 R2200				PC61 35 A 10 poles 1SNA 163 311 R2200																																			
EPD61 1SNA 173 206 R0400				EPD61 1SNA 173 206 R0400				EPD61 1SNA 173 206 R0400																																			
VSPD61 1SNA 173 207 R0500				VSPD61 1SNA 173 207 R0500				VSPD61 1SNA 173 207 R0500																																			
RC65 On sides				RC65 On sides				RC65 On sides																																			

Notes: (1) Use of these accessories requires the user to cut out the partition.
 (2) For terminal blocks with test socket.

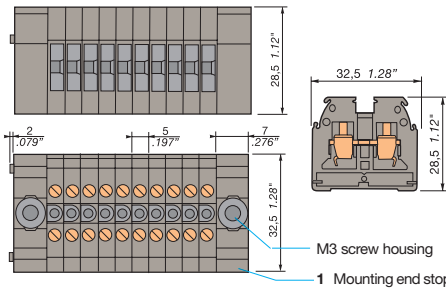
Miniblocks

Base mount
Screw clamp - Screw clamp



50 PLTVV

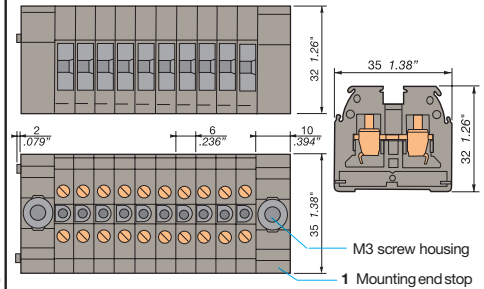
Spacing 5 mm (.197")



5 mm miniblock

61 NLTVV

Spacing 6 mm (.236")



6 mm miniblock

Color	Type	Part number		
Grey <input type="checkbox"/>	50 PLTVV	1SNA 050 000 R1100		

Color	Type	Part number		
Grey <input type="checkbox"/>	61 NLTVV	1SNA 115 102 R1200		
Black <input type="checkbox"/>	61 NLTVV	1SNA 105 102 R2100		

Characteristics				
Wire size		IEC	UL	CSA
		NFC DIN		
Screw	Rigid	0,5 - 4 mm ²	22-14 AWG	
	Flexible	0,5 - 2,5 mm ²	22-14 AWG	
	Rigid			
	Flexible			

Characteristics				
Wire size		IEC	UL	CSA
		NFC DIN		
Screw	Rigid	0,5 - 6 mm ²	22-12 AWG	24-12 AWG
	Flexible	0,5 - 4 mm ²	22-12 AWG	24-12 AWG
	Rigid			
	Flexible			

Notes

Voltage			
Rated	800 V	600 V	
Impulse withstand	8 kV		
Pollution degree	3		

Current			
Rated	24 A	15 A	

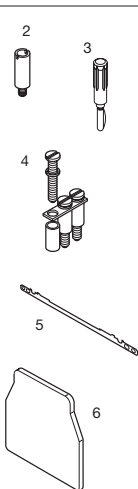
Wire size			
Rated / Gauge		14 AWG	
Wire strip length	Recomm. screwdriver	Recomm. torque	Protection
9,5 mm .37"	4 mm .16"	0,4 - 0,6 Nm 3,5 - 5,3 lb.in	IP 20 NEMA 1

Voltage			
Rated	800 V	600 V	300 v
Impulse withstand	8 kV		
Pollution degree	3		

Current			
Rated	32 A	20 A	25 A

Wire size			
Rated/gauge		12 AWG	12 AWG
Wire strip length	Recomm. screwdriver	Recomm. torque	Protection
9,5 mm .37"	4 mm .16"	0,5 - 0,8 Nm 4,4 - 7,1 lb.in	IP 20 NEMA 1

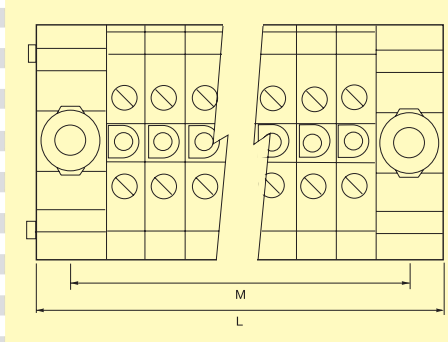
Accessories



- 1 Mounting end stop grey black (see assembly drawing above)
- 2 Test socket
- 3 Test plug
- 4 Jumper bar
- Jumper post
- Jumper screw
- 5 Shield connector
- 6 Circuit separator

Type	Part number	
ACPS-5	th. 7 mm	1SNA 117 263 R2400
AL2	DIA. 2 mm	1SNA 164 950 R0000
FC2	DIA. 2 mm	1SNA 007 865 R2600
BJS5	20 poles	1SNA 177 652 R0600 1SNA 164 463 R2400 1SNA 163 071 R2500

Type	Part number	
BAMB T1	th. 10 mm	1SNA 116 593 R0700
BAMB T1	th. 10 mm	1SNA 105 593 R1500
AL2	DIA. 2 mm	1SNA 164 654 R0300
FC2	DIA. 2 mm	1SNA 007 865 R2600
BJS62	2 poles	1SNA 164 573 R2200
BJS62	3 poles	1SNA 164 574 R2300
BJS62	4 poles	1SNA 164 575 R2400
BJS62	5 poles	1SNA 164 736 R2500
BJM6	20 poles	1SNA 174 784 R2000 1SNA 167 520 R2400 1SNA 163 597 R1200
CB		1SNA 163 075 R2100
SCM6		1SNA 113 003 R1000



Nb of blocks per assembly	Distance M (mm)		Overall length L (mm)	
	5 mm	6 mm	5 mm	6 mm
2	17	22	24	32
3	22	28	29	38
4	27	34	34	44
5	32	40	39	50
6	37	46	44	56
7	42	52	49	62
8	47	58	54	68
9	52	64	59	74
10	57	70	64	80
11	62	76	69	86
12	67	82	74	92


12 blocks max. between 2 end stops

R See section on markers
Marking method

RC55

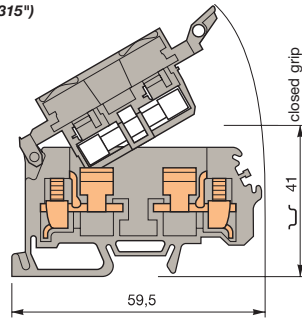
RC610

**Fuse-holder
Terminal blocks**
for 5 x 20 mm and 5 x 25 mm fuses
EN 50045 (DIN 46277 /2) rail
Compression clamp - Compression clamp
DIN 2



DR 4/8 SF

Spacing 8 mm (.315")



Standard 8 mm block.

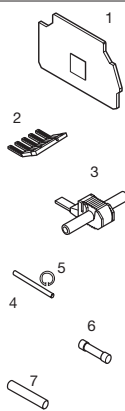
End stop	th. 6,5 mm	BADRL	V0	1SNA 199 420 R2100
Rail	15 x 5 x 1	PR2		1SNA 164 600 R1200

Other end stops, rails and accessories : see section on accessories.

Notes

Some accessories can decrease the block's voltage rating.
This block will be equipped with fusion indicator (24, 48, 115, 230, and 400 V rating).
Consult us for information.

Accessories



Type	Part number	Type	Part number
1 End section grey	FEM8S	th. 1,5 mm	1SNA 116 951 R1500
2 Comb-type jumper bar	PC81	35 A	1SNA 173 523 R1100
3 IDC jumper	AD 2,5		1SNA 114 205 R2000
4 Assembly rod	TGA8	2	1SNA 168 672 R1100
	TGA8	3 poles	1SNA 168 673 R1200
	TGA8	4 poles	1SNA 168 674 R1300
5 Assembly ring	ANT		1SNA 168 675 R1400
6 5 x 20 fuses - 250 V	FU520	0,5 A	1SNA 008 288 R1500
	FU520	1 A	1SNA 008 290 R1300
	FU520	2 A	1SNA 008 291 R0000
	FU520	3,15 A	1SNA 008 289 R1600
	FU520	5 A	1SNA 008 292 R0100
5 x 25 fuses - 250 V	FU525	0,5 A	1SNA 167 546 R2200
	FU525	2 A	1SNA 167 547 R2300
	FU525	2,5 A	1SNA 167 548 R0400
	FU525	4 A	1SNA 167 549 R0500
	FU525	6,3 A	1SNA 167 550 R0200
7 Disconnect link bar	CN5		1SNA 179 371 R1600



R See section on markers
Marking method

RC610 on top RC810 block side

(1) Terminal block insulation voltage. Working voltage according to fuse.
(2) Available for fuse terminal block.

Color	Type	Part number	Color	Type	Part number
-------	------	-------------	-------	------	-------------

Grey	DR 4/8 SF	1SNA 110 368 R1200			
------	-----------	--------------------	--	--	--

Characteristics

Wire size		IEC		UL	CSA
		NFC	DIN		
Screw	Rigid	0,5-4 mm ²			18-12 AWG
	Flexible	0,5-4 mm ²			
	Rigid				
	Flexible				

Characteristics

Wire size		IEC		UL	CSA
		NFC	DIN		
Screw	Rigid				
	Flexible				
	Rigid				
	Flexible				

Voltage		Voltage	
Rated	630 V (1)	Rated	300 V
Impulse withstand	8 kV	Impulse withstand	
Pollution degree	3	Pollution degree	

Current		Current	
Rated	6,3 A	Rated	6,3 A

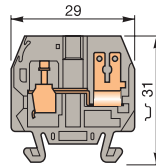
Wire size				Wire size			
Rated / Gauge		4 mm ² / A4		12 AWG			
Wire strip. length	Recomm. screwdriver	Recomm. torque	Protection	Wire strip. length	Recomm. screwdriver	Recomm. torque	Protection
9,5 mm	4 mm	0,5-0,8 Nm	IP 20				
.37"	.157"	4.4-7.1 lb.in	NEMA 1 (2)				

Miniblocks
for EN 50045 rail
(DIN 46277 /2)
Screw clamp - quick-connect
DIN 2



DR 4/6.G

Spacing 6 mm +0,05 (.238")



Miniblocks
for EN 50045 rail
(DIN 46277 /2)
Quick-connect - quick-connect
DIN 2



Color	Type	Part number
Grey	DR 4/6.G	1SNA 110 434 R1500

Tag for 6.3 x 0.8 series 250 or 2.8 x 0.8 series 110 quick-connect tabs with vertical output.

Characteristics

Wire size	IEC		UL	CSA
	NFC	DIN		
Screw	Rigid	0,2-4 mm ²		28-12 AWG
	Flexible	0,22-4 mm ²		28-12 AWG

Quick-connect	2,8 x 0,8 : 1,5 mm ² maxi. 6,3 x 0,8 : 2,5 mm ² maxi.
---------------	--

Voltage

Rated	380 V Gr.C	300 V / 150 V
Impulse withstand		
Pollution degree		

Current

Rated	20 A	10 A / 25 A
-------	------	-------------

Wire size

Rated / Gauge	2,5 mm ²	12 AWG
---------------	---------------------	--------

Wire strip. length	Recomm. screwdriver	Recommended torque	Protection
9,5 mm .374"	4 mm .157"	0,5-0,8 Nm 4.4-7.1 lb.in	

End stop	th. 6,5 mm	BADRL	VO	1SNA 199 420 R2100
Rail	15 x 5 x 1	PR2		1SNA 164 600 R1200

Other end stops, rails and accessories : see section on accessories.

End stop	th. 6,5 mm	BADRL	VO	1SNA 199 420 R2100
Rail	15 x 5 x 1	PR2		1SNA 164 600 R1200

Other end stops, rails and accessories : see section on accessories.

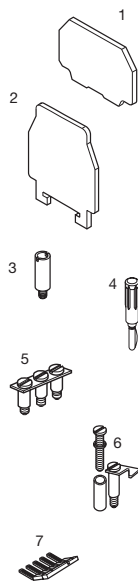
Notes

The use of some accessories may decrease the block's voltage rating. For more information, consult us.

Notes

The use of some accessories may decrease the block's voltage rating. For more information, consult us.

Accessories



- 1 End section grey
- 2 Separator colourless
- 3 Test socket
- 4 Test plug
- 5 Assembled jumper bar (without IP 20 protection)
- 6 Pivoting jumper bar
- 7 Comb type jumper bar

R



R See section on markers marking method

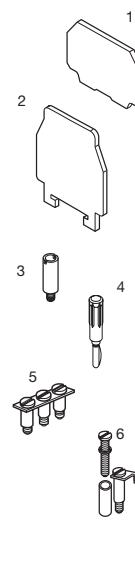
Accessories

Type		Part number
FEDR61	th. 1 mm	1SNA 117 600 R0300
SCDR61	th. 0,3 mm	1SNA 173 016 R1000
AL2	DIA. 2 mm	1SNA 167 319 R0600
FC2 (2)	DIA. 2 mm	1SNA 007 865 R2600
BJM62 (1)	32 A 2 poles	1SNA 173 217 R2600
BJM62 (1)	32 A 3 poles	1SNA 173 218 R0700
BJM62 (1)	32 A 4 poles	1SNA 173 219 R0000
BJM62 (1)	32 A 5 poles	1SNA 173 221 R2200
BJM62 (1)	32 A 6 poles	1SNA 174 112 R1600
BJM62 (1)	32 A 7 poles	1SNA 174 113 R1700
BJM62 (1)	32 A 8 poles	1SNA 174 114 R1000
BJM62 (1)	32 A 9 poles	1SNA 174 115 R1100
BJM62 (1)	32 A 10 poles	1SNA 173 226 R2700
BJPD6		1SNA 173 223 R2400
PC61	35 A 10 poles	1SNA 163 311 R2200

RC65 Screw side

Notes: (1) Use of these accessories requires the user to cut out the partition.
(2) For terminal blocks with test socket.

Accessories



- 1 End section grey
- 2 Separator colourless
- 3 Test socket
- 4 Test plug
- 5 Assembled jumper bar
- 6 Pivoting jumper bar

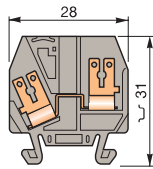
R



R See section on markers marking method

DR 4/6.GG

Spacing 6 mm + 0,05 (.238")



Color	Type	Part number
Grey	<input type="checkbox"/> DR 4/6.GG	1SNA 110 435 R1600

2 tags for 6,3 x 0,8 series 250 or 2,8 x 0,8 series 110 quick-connect tabs.

Characteristics

Wire size

		IEC		UL	CSA
		NFC	DIN		
Screw	Rigid				
	Flexible				
Quick-connect		2,8 x 0,8 : 1,5 mm ² maxi.			
		6,3 x 0,8 : 2,5 mm ² maxi.			

Voltage

Rated	380 V Gr.C		
Impulse withstand			
Pollution degree			

Current

Rated	20 A		
-------	------	--	--

Wire size

Rated / Gauge		2,5 mm ²			
Wire strip. length	Recomm. screwdriver	Recommended torque	Protection		
9,5 mm .374"	4 mm .157"				

Type			Part number
FEDR61	th. 1,5 mm	1SNA 117 600 R0300	
SCDR61	th. 0,3 mm	1SNA 173 016 R1000	
AL2	DIA. 2 mm	1SNA 167 319 R0600	
FC2 (2)	DIA. 2 mm	1SNA 007 865 R2600	
BJM62 (1)	32 A 2 poles	1SNA 173 217 R2600	
BJM62 (1)	32 A 3 poles	1SNA 173 218 R0700	
BJM62 (1)	32 A 4 poles	1SNA 173 219 R0000	
BJM62 (1)	32 A 5 poles	1SNA 173 221 R2200	
BJM62 (1)	32 A 6 poles	1SNA 174 112 R1600	
BJM62 (1)	32 A 7 poles	1SNA 174 113 R1700	
BJM62 (1)	32 A 8 poles	1SNA 174 114 R1000	
BJM62 (1)	32 A 9 poles	1SNA 174 115 R1100	
BJM62 (1)	32 A 10 poles	1SNA 173 226 R2700	
BJPD6		1SNA 173 223 R2400	

RC65 On top
Notes: (1) Use of these accessories requires the user to cut out the partition.
(2) For terminal blocks with test socket.

Miniblocks

for EN 50045 rail
(DIN 46277 /2)
Screw clamp - soldered
DIN 2

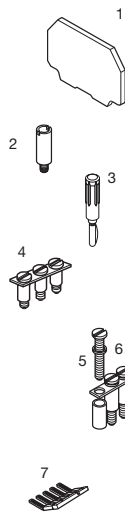


End stop th. 6,5 mm BADRL VO 1SNA 199 420 R2100
Rail 15 x 5 x 1 PR2 1SNA 164 600 R1200
Other end stops, rails and accessories : see section on accessories.

Notes

The use of some accessories may decrease the block's voltage rating. For more information, consult us.

Accessories



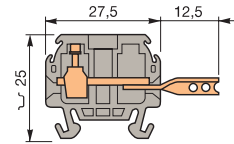
- 1 End section gris
- 2 Test socket
- 3 Test plug
- 4 Assembled jumper bar (without IP 20 protection)
Assembled jumper bar (with IP 20 protection)
- 5 Jumper bar not preassembled
- 6 Post + screw for BJ
- 7 Comb type jumper bar



R See section on markers
Marking method

DR 1,5/5.H

Spacing 5 mm + 0,08 (.200)



Color	Type	Part number
Grey	<input type="checkbox"/> DR 1,5/5.H	1SNA 112 108 R2500

Characteristics

Wire size

		IEC		UL	CSA
		NFC	DIN		
Screw	Rigid	0,2-2,5 mm ²			
	Flexible	0,22-1,5 mm ²			
Soldered	Rigid	2 x 0,5 - 1,5 mm ²			
	Flexible	2 x 0,5 - 1 mm ²			

Voltage

Rated	250 V Gr.C		
Impulse withstand			
Pollution degree			

Current

Rated	20 A		
-------	------	--	--

Wire size

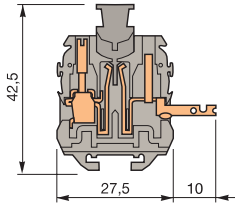
Rated / Gauge		1,5 mm ²			
Wire strip. length	Recomm. screwdriver	Recommended torque	Protection		
8,5 mm .335"	3,5 mm .138"	0,4-0,6 Nm 3.5-5.3 in.lb			

Type			Part number
FEDR5	th. 1 mm	1SNA 117 318 R2300	
AL2	DIA. 2 mm	1SNA 167 319 R0600	
FC2 (2)	DIA. 2 mm	1SNA 007 865 R2600	
BJM5 DR (1)	24 A 2 poles	1SNA 176 055 R2200	
BJM5 DR (1)	24 A 3 poles	1SNA 176 056 R2300	
BJM5 DR (1)	24 A 4 poles	1SNA 176 057 R2400	
BJM5 DR (1)	24 A 5 poles	1SNA 176 058 R0500	
BJM5 DR (1)	24 A 10 poles	1SNA 176 059 R0600	
BJMI5 DR (1)	24 A 2 poles	1SNA 176 704 R0200	
BJMI5 DR (1)	24 A 3 poles	1SNA 176 705 R0300	
BJMI5 DR (1)	24 A 4 poles	1SNA 176 706 R0400	
BJMI5 DR (1)	24 A 5 poles	1SNA 176 707 R0500	
BJMI5 DR (1)	24 A 10 poles	1SNA 176 708 R1600	
BJS5 (3)	20 poles	1SNA 177 652 R0600	
EVD5		1SNA 167 900 R0200	
PC51	25 A 10 poles	1SNA 167 908 R0600	

RC55 On sides
Notes: (1) Use of these accessories requires the user to cut out the partition. (2) For terminal blocks with test socket. (3) Other number of poles: See accessories.

DR 2,5/5.SH1

Spacing 6 mm + 0,05 (.238")



Color	Type	Part number
Grey	<input type="checkbox"/> DR 2,5/5.SH1	1SNA 112 100 R2100
1 switch junction per plug - 1 soldered output 3 x 0,8 mm with 2 test sockets DIA. 2 mm		

Characteristics

Wire size

		IEC		UL	CSA
		NFC	DIN		
Screw	Rigid	0,5-4 mm ²			
	Flexible	0,5-2,5 mm ²			
Soldered	Rigid	2 x 0,5 - 1,5 mm ²			
	Flexible	2 x 0,5 - 1 mm ²			

Voltage

Rated	250 V Gr.C		
Impulse withstand			
Pollution degree			

Current

Rated	3 A		
-------	-----	--	--

Wire size

Rated / Gauge		2,5 mm ²		
Wire strip. length	Recomm. screwdriver	Recommended torque	Protection	
8,5 mm .335"	3,5 mm .138"	0,4-0,6 Nm 3.5-5.3 <i>ib.in</i>		


Type		Part number
FEDR51	th. 1 mm	1SNA 117 668 R0200
FC2 (2)	DIA. 2 mm	1SNA 007 865 R2600
CBD5		1SNA 167 674 R0200

RC55

Notes: (1) Use of these accessories requires the user to cut out the partition.
(2) For terminal blocks with test socket.

**Switch miniblocks
for EN 50045 (DIN 46277/2) rail
and NFC 93461 type 1
Soldered - soldered**

~ DIN 2

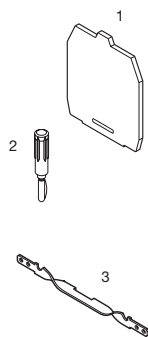


End stop ~ th. 6,5 mm **BADRL** V0 1SNA 199 420 R2100
Rail ~ 15 x 5 x 1 **PR2** 1SNA 164 600 R1200
Other end stops, rails and accessories : see section on accessories.

Notes

The use of some accessories may decrease the block's voltage rating. For more information, consult us.

Accessories



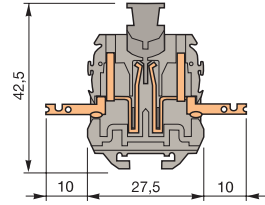
- 1 End section grey
- 2 Test plug
- 3 Shield connector



R See section on markers marking method

DR 1,5/5.SHH1

Spacing 5 mm + 0,08 (.200)



11

Color	Type	Part number
Grey	<input type="checkbox"/> DR 1,5/5.SHH1	1SNA 112 102 R1700
1 switch junction per plug 1 soldered output 3 x 0,8 mm with 2 test socket DIA. 2 mm		

Characteristics

Wire size

		IEC		UL	CSA
		NFC	DIN		
Screw	Rigid	0,5-4 mm ²			
	Flexible	0,5-2,5 mm ²			
Soldered	Rigid	2 x 0,5 - 1,5 mm ²			
	Flexible	2 x 0,5 - 1 mm ²			

Voltage

Rated	250 V Gr.C		
Impulse withstand			
Pollution degree			

Current

Rated	3 A		
-------	-----	--	--

Wire size

Rated / Gauge		1,5 mm ²		
Wire strip. length	Recomm. screwdriver	Recommended torque	Protection	
8,5 mm .335"	3,5 mm .138"	0,4-0,6 Nm 3.5-5.3 <i>ib.in</i>		

Type		Part number
FEDR51	th. 1 mm	1SNA 117 668 R0200
FC2	DIA. 2 mm	1SNA 007 865 R2600
CBD5		1SNA 167 674 R0200

RC55 On sides