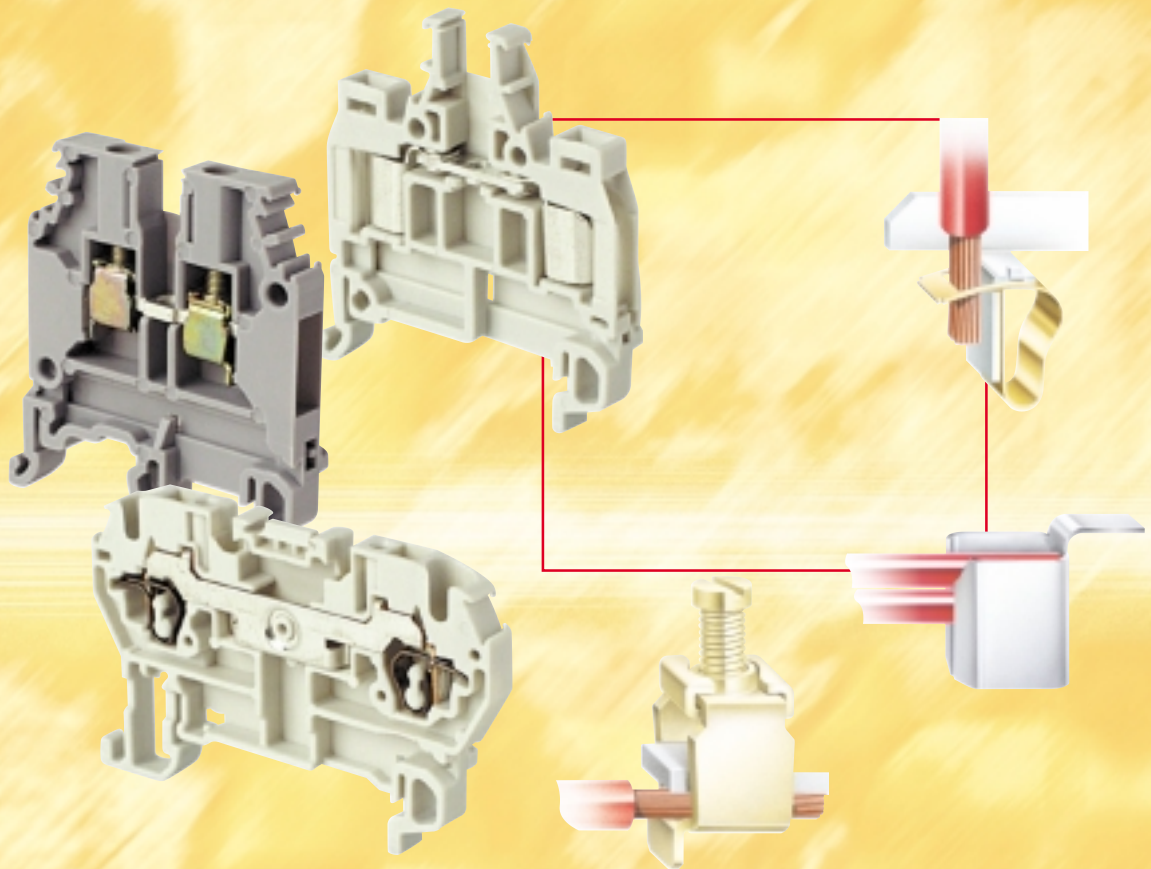


# Terminal Blocks entrelec®



# Summary



## **Compression clamp ..... page 2**

Feed through terminal blocks .....	page 2
Protection terminal blocks .....	page 3
Double deck and switch terminal blocks .....	page 4
Fuse holder and triple deck terminal blocks .....	page 5
Three level sensor terminal blocks and other blocks .....	page 6
Distribution terminal blocks - Single and four pole distribution blocks .....	page 7



## **Spring connection ..... page 8**

Feed through terminal blocks .....	page 8
Protection terminal blocks .....	page 9
Double deck, switch and fuse holder terminal blocks .....	page 10
Three level sensor terminal blocks, Other terminal blocks angled and 4 mm spacing (Feed through and ground) .....	page 11



## **A.D.O. Connection ..... page 12**

Feed through terminal blocks Screw clamp/A.D.O. and A.D.O./A.D.O. ....	page 12
Ground terminal blocks Screw clamp/A.D.O. and A.D.O./A.D.O. ....	page 13
Double deck terminal blocks Screw clamp/A.D.O. and A.D.O./A.D.O. and switch terminal blocks Screw clamp/A.D.O. and A.D.O./A.D.O. ....	page 14
Fuse holder terminal blocks 5 x 20 and 5 x 25 Screw clamp/A.D.O. and A.D.O./A.D.O. ....	page 15
Sensors/actuators terminal blocks A.D.O./A.D.O. ....	page 16
A.D.O. connection - Use, tools and test connectors .....	page 17

## **Power terminal blocks ..... page 18**

Stud - Stud and Stud - Screw clamp .....	page 18
------------------------------------------	---------

## **Compression clamp miniblocks ..... page 19**

Spring and ADO miniblocks -mounting example .....	page 19
Miniblocks accessories .....	page 19

## **Spring miniblocks ..... page 20**

## **ADO miniblocks ..... page 21**

## **Accessories ..... page 22**

## **Marking ..... page 23**

Wire markers .....	page 23
How to use - Selection table .....	page 24
Marking kit RC - Standard marker cards RC .....	page 25
Marking system .....	page 26
Order form : custom markers for terminal blocks .....	page 27

## **Characteristics ..... page 28**

Screw clamp blocks .....	page 28
Spring clamp blocks .....	page 29
A.D.O. blocks and power terminal blocks .....	page 30
Miniblocks .....	page 28

## **Index ..... page 32**


## **Other blocks ..... page 33**

***This connection panorama is a tool for the quick selection of our products.  
Ask for the specific catalogue to your ABB Entrellec agency.***



## Compression clamp

- Wire size up to 240 mm<sup>2</sup>
- Mounting allowed on symmetrical rail (DIN 3) or asymmetrical rail (DIN 1)
- Using temperature -40° to +110°C
- Without halogen nor cadmium
- With or without ferrule



## Feed through terminal blocks

Block	Rated wire size	Spacing	Rated current	Part/number	End section	IP20 Jumper bar
 <b>MA 2,5/5</b>	<b>2,5 mm<sup>2</sup></b>	5 mm	24 A	Grey 1SNA 115 486 R0300 Blue 1SNA 125 486 R0500 Orange 1SNA 105 075 R2000	Grey 1SNA 118 368 R1600 Blue 1SNA 128 368 R1000 Orange 1SNA 103 126 R1600	2 poles 1SNA 176 278 R1600 3 poles 1SNA 176 279 R1700 4 poles 1SNA 176 280 R0500 5 poles 1SNA 176 281 R2200 10 poles 1SNA 176 282 R2300
 <b>M 4/6</b>	<b>4 mm<sup>2</sup></b>	6 mm	32 A	Grey 1SNA 115 116 R0700 Blue 1SNA 125 116 R0100 Orange 1SNA 105 002 R2000	Grey 1SNA 118 368 R1600 Blue 1SNA 128 368 R1000 Orange 1SNA 103 126 R1600	2 poles 1SNA 176 663 R0000 3 poles 1SNA 176 664 R0100 4 poles 1SNA 176 665 R0200 5 poles 1SNA 176 666 R0300 10 poles 1SNA 176 667 R0400
 <b>M 6/8</b>	<b>6 mm<sup>2</sup></b>	8 mm	41 A	Grey 1SNA 115 118 R1100 Blue 1SNA 125 118 R1300 Orange 1SNA 105 004 R2200	Grey 1SNA 118 368 R1600 Blue 1SNA 128 368 R1000 Orange 1SNA 103 126 R1600	2 poles 1SNA 176 669 R1600 3 poles 1SNA 176 670 R1300 4 poles 1SNA 176 671 R0000 5 poles 1SNA 176 672 R0100 10 poles 1SNA 176 673 R0200
 <b>M10/10</b>	<b>10 mm<sup>2</sup></b>	10 mm	57 A	Grey 1SNA 115 120 R1700 Blue 1SNA 125 120 R1100	Grey 1SNA 118 368 R1600 Blue 1SNA 128 368 R1000 Orange 1SNA 103 126 R1600	2 poles 1SNA 176 675 R0400 3 poles 1SNA 176 676 R0500 4 poles 1SNA 176 677 R0600 5 poles 1SNA 176 678 R1700 10 poles 1SNA 176 679 R1000
 <b>M16/12</b>	<b>16 mm<sup>2</sup></b>	12 mm	85 A	Grey 1SNA 115 129 R1400 Blue 1SNA 125 129 R1600	Grey 1SNA 118 618 R0100 Blue 1SNA 128 618 R0300	2 poles 1SNA 179 626 R0600 3 poles 1SNA 179 628 R1000 4 poles 1SNA 179 629 R1100 5 poles 1SNA 179 630 R1600 10 poles 1SNA 179 631 R0300
 <b>M 35/16</b>	<b>35 mm<sup>2</sup></b>	16 mm	125 A	Grey 1SNA 115 124 R0700 Blue 1SNA 125 124 R0100	Grey 1SNA 118 233 R2700 Blue 1SNA 128 233 R2100	2 poles 1SNA 206 217 R0000 3 poles 1SNA 206 218 R1100 4 poles 1SNA 206 219 R1200 5 poles 1SNA 206 220 R1700 10 poles 1SNA 206 221 R0400
 <b>M70/22</b>	<b>70 mm<sup>2</sup></b>	22 mm	192 A	Grey 1SNA 115 216 R1300 Blue 1SNA 125 216 R1500	Grey 1SNA 113 065 R1500	Consult us
 <b>M95/26</b>	<b>95 mm<sup>2</sup></b>	26 mm	232 A	Grey 1SNA 115 556 R1000 Blue 1SNA 125 556 R1200	Closed blocks	Consult us
 <b>D 150/31</b>	<b>150 mm<sup>2</sup></b>	31 mm	309 A	1SNA 399 715 R0400** 1SNA 399 717 R0600**	Closed blocks	Consult us
 <b>D 240/36</b>	<b>240 mm<sup>2</sup></b>	36 mm	415 A	1SNA 399 704 R1200** 1SNA 399 706 R1400**	Closed blocks	Consult us

\*\* DIN 3 only

Detailed technical characteristics : see page 28.









**Other colors, accessories, informations : ask for the specific catalogue to your ABB Entelec agency.**



## Compression clamp



## Protection terminal blocks


Block	Rated wire size	Spacing	Rated current	Part/number	End section
 <b>MA 2,5/5.P</b>	<b>2,5 mm<sup>2</sup></b>	5 mm	300 A/1s	Rail mounting without screw * Green/Yellow 1SNA 165 909 R0500 Standard Green/Yellow 1SNA 165 488 R2700	Yellow 1SNA 103 062 R2100
 <b>M 4/6.P</b>	<b>4 mm<sup>2</sup></b>	6 mm	480 A/1s	Rail mounting without screw * Green/Yellow 1SNA 165 809 R0100 Standard Green/Yellow 1SNA 165 113 R1600	Yellow 1SNA 103 062 R2100
 <b>M 6/8.P</b>	<b>6 mm<sup>2</sup></b>	8 mm	720 A/1s	Rail mounting without screw * Green/Yellow 1SNA 165 830 R2100 Standard Green/Yellow 1SNA 165 114 R1700	Yellow 1SNA 103 062 R2100
 <b>M 10/10.P</b>	<b>10 mm<sup>2</sup></b>	10 mm	1200 A/1s	Green/Yellow 1SNA 165 115 R1000	Closed blocks
 <b>M 16/12.P</b>	<b>16 mm<sup>2</sup></b>	12 mm	1920 A/1s	Green/Yellow 1SNA 165 130 R2300	Closed blocks
 <b>M 35/16.P</b>	<b>35 mm<sup>2</sup></b>	16 mm	4200 A/1s	Green/Yellow 1SNA 165 111 R1400	Closed blocks
 <b>M70/22.P</b>	<b>70 mm<sup>2</sup></b>	22 mm	8400 A/1s	Green/Yellow 1SNA 399 024 R2300	Closed blocks
 <b>M95/26.P</b>	<b>95 mm<sup>2</sup></b>	26 mm	11400 A/1s	Green/Yellow 1SNA 399 176 R0000	Closed blocks

\* DIN 3 only









## Compression clamp








### Double deck terminal blocs


Block	Rated wire size	Spacing	Rated current	Part/number	End section	IP20 Jumper bar
 <b>MA 2,5/5.D2</b>	<b>2,5 mm<sup>2</sup></b>	5 mm	24 A	Grey 1SNA 115 490 R1300	Grey 1SNA 118 499 R2300	2 poles 1SNA 176 736 R2100 3 poles 1SNA 176 737 R2200 4 poles 1SNA 176 738 R0300 5 poles 1SNA 176 739 R0400 10 poles 1SNA 176 740 R1100
 <b>M 4/6.D2</b>	<b>4 mm<sup>2</sup></b>	6 mm	32 A	Grey 1SNA 115 271 R2200	Grey 1SNA 118 499 R2300	2 poles 1SNA 179 668 R2000 3 poles 1SNA 179 669 R2100 4 poles 1SNA 179 670 R2600 5 poles 1SNA 179 671 R1300 10 poles 1SNA 179 672 R1400
 <b>M 6/8.D2</b>	<b>6 mm<sup>2</sup></b>	8 mm	41 A	Grey 1SNA 115 501 R1200	Grey 1SNA 116 656 R2500	2 poles 1SNA 176 669 R1600 3 poles 1SNA 176 670 R1300 4 poles 1SNA 176 671 R0000 5 poles 1SNA 176 672 R0100 10 poles 1SNA 176 673 R0200



### Switch terminal blocks


Block	Rated wire size	Spacing	Rated current	Part/number	End section	Comb-type jumper bar
 <b>MA 2,5/5.SNB</b>	<b>2,5 mm<sup>2</sup></b>	5 mm	10 A	With blade : Grey 1SNA 115 504 R1500 With blade with test DIA 2 mm : Grey 1SNA 115 509 R2200	Grey 1SNA 118 368 R1600	
 <b>M 4/6.SNB</b>	<b>4 mm<sup>2</sup></b>	6 mm	10 A	With blade : Grey 1SNA 115 686 R1300 Orange 1SNA 105 053 R2200 With blade with test DIA 2 mm : Grey 1SNA 115 438 R1200	Grey 1SNA 114 994 R0700 Orange 1SNA 103 612 R2500	10 poles 1SNA 163 311 R2200 10 poles 1SNA 163 313 R2400
 <b>M 6/8.SNB</b>	<b>6 mm<sup>2</sup></b>	8 mm	15 A	With blade : Grey 1SNA 115 688 R2500	Grey 1SNA 113 373 R2600	2 poles 1SNA 116 538 R1700 3 poles 1SNA 116 539 R1000 4 poles 1SNA 116 540 R2500 10 poles 1SNA 163 313 R2400
 <b>M 6/8.STP</b>	<b>6 mm<sup>2</sup></b>	8 mm	15 A	Push-turn knob : Grey 1SNA 115 499 R1000 Push-turn knob - With test DIA 4 mm : Grey 1SNA 115 529 R1500	Grey 1SNA 113 137 R0200	2 poles 1SNA 116 538 R1700 3 poles 1SNA 116 539 R1000 4 poles 1SNA 116 540 R2500 10 poles 1SNA 163 313 R2400
 <b>M 6/8.STA</b>	<b>6 mm<sup>2</sup></b>	8 mm	30 A	By sliding link - With test DIA 4 mm : Grey 1SNA 115 359 R0200	Grey 1SNA 116 979 R2100	2 poles 1SNA 116 538 R1700 3 poles 1SNA 116 539 R1000 4 poles 1SNA 116 540 R2500 10 poles 1SNA 163 313 R2400

Terminal blocks for test circuits :  
See general catalogue









## Compression clamp




### Fuse holder terminal blocks (5 x 20; 5 x 25; 6,35 x 25,4 (1/4 x 1 in); 6,35 x 32 mm (1/4 x 1 1/4 in))



Block	Rated wire size	Spacing	Rated current	Part/number	End section	Comb type jumper bar
 <b>M 4/8.SF*</b>	<b>4 mm<sup>2</sup></b>	8 mm	6,3 A	Grey 1SNA 115 657 R2500 With test DIA 2 mm : Grey 1SNA 115 662 R2200	Grey 1SNA 116 951 R1500	10 poles 1SNA 173 523 R1100
 <b>M 4/8.SFL*</b>	<b>4 mm<sup>2</sup></b>	6 mm	6,3 A	With fusion indicator 110-230 V : Grey 1SNA 115 661 R2100 With fusion indicator 24 V : Grey 1SNA 115 663 R2300	Grey 1SNA 116 951 R1500	10 poles 1SNA 173 523 R1100
 <b>M 4/8.SN</b>	<b>4 mm<sup>2</sup></b>	8 mm	6,3 A	Grey/Blue 1SNA 115 659 R0700 With test DIA 2 mm : Grey/Blue 1SNA 115 668 R0000	Grey 1SNA 116 951 R1500	10 poles 1SNA 173 523 R1100
 <b>ML 10/13.SF**</b>	<b>10 mm<sup>2</sup></b>	13 mm	16 A	Black 1SNA 199 095 R1300 With fusion indicator 110-230 V : Black 1SNA 199 168 R0000 With fusion indicator 24 V : Black 1SNA 199 166 R2600	Black 1SNA 199 635 R2400	10 poles 1SNA 173 510 R2000

\* For 5 x 20 and 5 x 25 fuses

\*\* For 6,35 x 25,4 and 6,35 x 32 fuses



### Triple deck terminal blocks

Block	Rated wire size	Spacing	Rated current	Part/number	End section	Not IP20 jumper bar
 <b>D 2,5/6.DA</b>	<b>2,5 mm<sup>2</sup></b>	6 mm	22 A	Grey 1SNA 115 541 R1100***	Grey 1SNA 116 771 R2000	2 poles 1SNA 178 024 R2500 3 poles 1SNA 178 025 R2600 4 poles 1SNA 178 026 R2700 5 poles 1SNA 178 027 R2000 10 poles 1SNA 178 032 R2500
 <b>D 4/6.T3</b>	<b>4 mm<sup>2</sup></b>	6 mm	32 A	Grey 1SNA 299 683 R0100***	Closed block	2 poles 1SNA 173 217 R2600 3 poles 1SNA 173 218 R0700 4 poles 1SNA 173 219 R0000 5 poles 1SNA 173 221 R2200 10 poles 1SNA 173 226 R2700




\*\*\* only DIN 3



## Compression clamp









### Three level sensor terminal blocs

Block	Rated wire size	Spacing	Rated current	Part/number	End section	Jumper bar
 <b>D 2,5/6.D</b>	<b>2,5 mm<sup>2</sup></b>	6 mm	22 A	Grey 1SNA 115 542 R1200	Grey 1SNA 116 771 R2000	2 poles 1SNA 178 024 R2500 3 poles 1SNA 178 025 R2600 4 poles 1SNA 178 026 R2700 5 poles 1SNA 178 027 R2000 10 poles 1SNA 178 032 R2500
 <b>D 2,5/6.DL...</b>	<b>2,5 mm<sup>2</sup></b>	6 mm	22 A	For captors PNP : Grey 1SNA 115 537 R0500 For captors NPN : Grey 1SNA 115 538 R1600	Grey 1SNA 116 771 R2000	2 poles 1SNA 178 024 R2500 3 poles 1SNA 178 025 R2600 4 poles 1SNA 178 026 R2700 5 poles 1SNA 178 027 R2000 10 poles 1SNA 178 032 R2500
 <b>D 2,5/6.DPA...</b>	<b>2,5 mm<sup>2</sup></b>	6 mm	22 A 300 A/1s	With protection : Grey 1SNA 115 643 R2700 With protection and indicator : Grey 1SNA 115 642 R2600	Grey 1SNA 116 771 R2000	2 poles 1SNA 178 024 R2500 3 poles 1SNA 178 025 R2600 4 poles 1SNA 178 026 R2700 5 poles 1SNA 178 027 R2000 10 poles 1SNA 178 032 R2500



### Other blocks

Block	Rated wire size	Spacing	Rated current	Part/number	End section	Comb-type jumper bar
 <b>M 4/6.3A</b>	<b>4 mm<sup>2</sup></b>	6 mm	32 A	Grey 1SNA 115 468 R2000 Blue 1SNA 125 468 R2200	Grey 1SNA 116 576 R1500 Blue 1SNA 126 576 R1700	2 poles 1SNA 176 663 R0000 3 poles 1SNA 176 664 R0100 4 poles 1SNA 176 665 R0200 5 poles 1SNA 176 666 R0300 10 poles 1SNA 176 667 R0400
 <b>M 4/6.4A</b>	<b>4 mm<sup>2</sup></b>	6 mm	32 A	Grey 1SNA 115 479 R2300 Blue 1SNA 125 479 R2500	Grey 1SNA 116 629 R2200 Blue 1SNA 126 629 R2400	2 poles 1SNA 176 663 R0000 3 poles 1SNA 176 664 R0100 4 poles 1SNA 176 665 R0200 5 poles 1SNA 176 666 R0300 10 poles 1SNA 176 667 R0400
 <b>M 4/8.D2.SF</b>	<b>4 mm<sup>2</sup></b>	8 mm	6,3 A	Grey 1SNA 115 604 R2100	Grey 1SNA 116 913 R0700	2 poles 1SNA 176 669 R1600 3 poles 1SNA 176 670 R1300 4 poles 1SNA 176 671 R0000 5 poles 1SNA 176 672 R0100 10 poles 1SNA 176 673 R0200
 <b>M 4/6.D2.SNBT</b>	<b>4 mm<sup>2</sup></b>	6 mm	10 A	Grey 1SNA 115 561 R1500	Grey 1SNA 116 591 R0500	2 poles 1SNA 179 668 R2000 3 poles 1SNA 179 669 R2100 4 poles 1SNA 179 670 R2600 5 poles 1SNA 179 671 R1300 10 poles 1SNA 179 672 R1400
 <b>M 4/6.D2.2S2</b>	<b>4 mm<sup>2</sup></b>	6 mm	10 A	Grey 1SNA 199 444 R2500	Closed block	2 poles 1SNA 113 546 R1400** 3 poles 1SNA 116 536 R0500** 4 poles 1SNA 116 537 R0600** 10 poles 1SNA 113 548 R2600**
 <b>D 4/6.T3.P</b>	<b>4 mm<sup>2</sup></b>	6 mm	32 A 480 A/1s	Grey 1SNA 299 684 R0200	Closed block	2 poles 1SNA 173 217 R2600* 3 poles 1SNA 173 218 R0700* 4 poles 1SNA 173 219 R0000* 5 poles 1SNA 173 221 R2200* 10 poles 1SNA 173 226 R2700*

\* Not IP20 - \*\* Comb-type jumper bar



# Compression clamp



## Distribution terminal blocks (Interconnected blocks)

Wire size	4 mm <sup>2</sup> max.	4 mm <sup>2</sup> max.	6 mm <sup>2</sup> max.	6 mm <sup>2</sup> max.	10 mm <sup>2</sup> max.	10 mm <sup>2</sup> max.
Spacing	6 mm	6 mm	8 mm	8 mm	10 mm	10 mm
Type	MB 4/6.L...	MB 4/6.P...	MB 6/8.L...	MB 6/8.P...	MB 10/10.L...	MB 10/10.P...
Current	32 A	300 A/1s	41 A	720 A/1s	63 A	1200 A/1s
Colour of block	Grey	Green/Yellow	Grey	Green/Yellow	Grey	Green/Yellow
Number of blocks						
2	1SNA 115 406 R1300	1SNA 165 420 R2600	1SNA 115 413 R0100	1SNA 165 427 R1100	1SNA 115 328 R2300	1SNA 165 343 R0400
3	1SNA 115 407 R1400	1SNA 165 421 R1300	1SNA 115 414 R0200	1SNA 165 428 R2200	1SNA 115 329 R2400	1SNA 165 344 R0500
4	1SNA 115 408 R2500	1SNA 165 422 R1400	1SNA 115 415 R0300	1SNA 165 429 R2300	1SNA 115 330 R2100	1SNA 165 345 R0600
5	1SNA 115 409 R2600	1SNA 165 423 R1500	1SNA 115 416 R0400	1SNA 165 430 R2000	1SNA 115 331 R1600	1SNA 165 346 R0700
6	1SNA 115 410 R1200	1SNA 165 424 R1600	1SNA 115 417 R0500	1SNA 165 431 R1500	1SNA 115 332 R1700	1SNA 165 347 R0800
8	1SNA 115 411 R0700	1SNA 165 425 R1700	1SNA 115 418 R1600	1SNA 165 432 R1600	1SNA 115 333 R1000	1SNA 165 348 R1100
10	1SNA 115 412 R0000	1SNA 165 426 R1000	1SNA 115 419 R1700	1SNA 165 433 R1700	1SNA 115 334 R1100	1SNA 165 349 R1200

## Single pole distribution blocks



Block	Input wire size	Output wire size	Rated current	Part/number	Jumper bar
 BRU 125 A	35 mm <sup>2</sup>	6 x 16 mm <sup>2</sup>	125 A	Grey 1SNA 356 204 R1100	2 spades 1SNA 356 205 R1200* 8 spades 1SNA 356 206 R1300*
 BRU 160 A	70 mm <sup>2</sup>	6 x 16 mm <sup>2</sup>	160 A	Grey 1SNA 356 200 R2100	2 poles 1SNA 356 201 R1600** 3 poles 1SNA 356 202 R1700** 4 poles 1SNA 356 203 R1000**
 BRU 250 A	120 mm <sup>2</sup>	4 x 10 mm <sup>2</sup> 5 x 16 mm <sup>2</sup> 2 x 35 mm <sup>2</sup>	250 A	Grey 1SNA 179 657 R1500	
 BRU 400 A	185 mm <sup>2</sup>	4 x 10 mm <sup>2</sup> 5 x 16 mm <sup>2</sup> 2 x 35 mm <sup>2</sup>	400 A	Grey 1SNA 179 650 R2200	

\* Jumper bar - \*\* Bus bar

## Four pole distribution blocks



Block	Input wire size	Output wire size	Rated current	Part/number
 BRT 80 A	16 mm <sup>2</sup>	8 x 10 mm <sup>2</sup>	80 A	Grey 1SNA 179 534 R2200
 BRT 125 A	35 mm <sup>2</sup>	4 x 16 mm <sup>2</sup> 7 x 10 mm <sup>2</sup>	125 A	Grey 1SNA 179 535 R2300
 BRT 160 A	50 mm <sup>2</sup>	3 x 35 mm <sup>2</sup> 8 x 16 mm <sup>2</sup>	160 A	Grey 1SNA 179 892 R2200





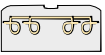









## Spring connection

- Wire size up to 35 mm<sup>2</sup>
- Mounting allowed on symmetrical rail (DIN 3)
- Using temperature -40° to +110°C
- Without halogen nor cadmium
- With or without ferrule



## Feed through terminal blocks

Block	Rated wire size	Spacing	Rated current	Part/number	End section	IP20 Jumper bar
 D 2,5/5.2L	2,5 mm <sup>2</sup>	5 mm	24 A	Grey 1SNA 290 021 R2700 Blue 1SNA 290 023 R2100 Orange 1SNA 290 022 R2000	Grey 1SNA 291 061 R2400 Orange 1SNA 291 062 R2500	2 poles 1SNA 291 102 R2300 3 poles 1SNA 291 103 R2400 4 poles 1SNA 291 104 R2500 5 poles 1SNA 291 105 R2600 10 poles 1SNA 291 110 R2600
 D 2,5/5.3L	2,5 mm <sup>2</sup>	5 mm	24 A	Grey 1SNA 290 031 R2100 Blue 1SNA 290 033 R2300 Orange 1SNA 290 032 R2200	Grey 1SNA 291 051 R2200 Orange 1SNA 291 052 R2300	2 poles 1SNA 291 102 R2300 3 poles 1SNA 291 103 R2400 4 poles 1SNA 291 104 R2500 5 poles 1SNA 291 105 R2600 10 poles 1SNA 291 110 R2600
 D 2,5/5.4L	2,5 mm <sup>2</sup>	5 mm	24 A	Grey 1SNA 290 011 R2500 Blue 1SNA 290 013 R2700 Orange 1SNA 290 012 R2600	Grey 1SNA 291 041 R2000 Orange 1SNA 291 042 R2100	2 poles 1SNA 291 102 R2300 3 poles 1SNA 291 103 R2400 4 poles 1SNA 291 104 R2500 5 poles 1SNA 291 105 R2600 10 poles 1SNA 291 110 R2600
 D 4/6.2L	4 mm <sup>2</sup>	6 mm	32 A	Grey 1SNA 290 061 R0700 Blue 1SNA 290 063 R0100 Orange 1SNA 290 062 R0000	Grey 1SNA 291 061 R2400 Orange 1SNA 291 062 R2500	2 poles 1SNA 291 128 R2400 3 poles 1SNA 291 129 R2500 4 poles 1SNA 291 194 R1700 5 poles 1SNA 291 195 R1000
 D 4/6.3L	4 mm <sup>2</sup>	6 mm	32 A	Grey 1SNA 290 405 R0600 Blue 1SNA 290 407 R0000 Orange 1SNA 290 406 R0700	Grey 1SNA 291 694 R2400 Orange 1SNA 291 695 R2500	2 poles 1SNA 291 128 R2400 3 poles 1SNA 291 129 R2500 4 poles 1SNA 291 194 R1700 5 poles 1SNA 291 195 R1000
 D 4/6.4L	4 mm <sup>2</sup>	6 mm	32 A	Grey 1SNA 290 410 R0600 Blue 1SNA 290 412 R2400 Orange 1SNA 290 411 R2300	Grey 1SNA 291 696 R2600 Orange 1SNA 291 697 R2700	2 poles 1SNA 291 128 R2400 3 poles 1SNA 291 129 R2500 4 poles 1SNA 291 194 R1700 5 poles 1SNA 291 195 R1000
 D 6/8.2L	6 mm <sup>2</sup>	8 mm	41 A	Grey 1SNA 290 081 R2400 Blue 1SNA 290 083 R2600 Orange 1SNA 290 082 R2500	Grey 1SNA 291 161 R2500 Orange 1SNA 291 162 R2600	2 poles 1SNA 291 122 R1600 3 poles 1SNA 291 123 R1700 4 poles 1SNA 291 144 R2400 5 poles 1SNA 291 145 R2500
 D 10/10.2L	10 mm <sup>2</sup>	10 mm	57 A	Grey 1SNA 290 291 R0300 Blue 1SNA 290 293 R0500 Orange 1SNA 290 292 R0400	Grey 1SNA 291 461 R2200 Orange 1SNA 291 462 R2300	2 poles 1SNA 291 472 R2500 3 poles 1SNA 291 474 R2700 4 poles 1SNA 291 476 R2100 5 poles 1SNA 291 478 R0300
 D 16/12.2L	16 mm <sup>2</sup>	12 mm	76 A	Grey 1SNA 399 581 R2700 Blue 1SNA 399 582 R2000	Grey 1SNA 399 571 R0400 Blue 1SNA 399 572 R0500	2 poles 1SNA 399 563 R0400
 D 35/16.2L	35 mm <sup>2</sup>	16 mm	125 A	Grey 1SNA 399 617 R0200 Blue 1SNA 399 618 R1300	Closed block	2 poles 1SNA 399 621 R0600

Detailed technical characteristics : see page 29.











**Other colors, accessories, informations : ask for the specific catalogue to your ABB Entelec agency.**



# Spring connection




## Protection terminal blocks


Block	Rated wire size	Spacing	Rated current	Part/number	End section
 D 2,5/5.P.2L	2,5 mm <sup>2</sup>	5 mm	300 A/1s	Green/Yellow 1SNA 290 029 R0700	Grey 1SNA 291 061 R2400 Orange 1SNA 291 062 R2500
 D 2,5/5.P.3L	2,5 mm <sup>2</sup>	5 mm	300 A/1s	Green/Yellow 1SNA 290 039 R0100	Grey 1SNA 291 051 R2200 Orange 1SNA 291 052 R2300
 D 2,5/5.P.4L	2,5 mm <sup>2</sup>	5 mm	300 A/1s	Green/Yellow 1SNA 290 019 R0500	Grey 1SNA 291 041 R2000 Orange 1SNA 291 042 R2100
 D 4/6.P.2L	4 mm <sup>2</sup>	6 mm	480 A/1s	Green/Yellow 1SNA 290 069 R1700	Grey 1SNA 291 061 R2400 Orange 1SNA 291 062 R2500
 D 4/6.P.3L	4 mm <sup>2</sup>	6 mm	480 A/1s	Green/Yellow 1SNA 290 409 R1200	Grey 1SNA 291 694 R2400 Orange 1SNA 291 695 R2500
 D 4/6.P.4L	4 mm <sup>2</sup>	6 mm	480 A/1s	Green/Yellow 1SNA 290 414 R2600	Grey 1SNA 291 696 R2600 Orange 1SNA 291 697 R2700
 D 6/8.P.2L	6 mm <sup>2</sup>	8 mm	720 A/1s	Green/Yellow 1SNA 290 089 R0400	Grey 1SNA 291 161 R2500 Orange 1SNA 291 162 R2600
 D 10/10.P.2L	10 mm <sup>2</sup>	10 mm	1200 A/1s	Green/Yellow 1SNA 290 299 R1300	Grey 1SNA 291 461 R2200 Orange 1SNA 291 462 R2300
 D 16/12.P.2L	16 mm <sup>2</sup>	12 mm	1920 A/1s	Green/Yellow 1SNA 399 584 R2200	Grey 1SNA 399 571 R0400 Blue 1SNA 399 572 R0500
 D 35/16.P.2L	35 mm <sup>2</sup>	35 mm	4200 A/1s	Green/Yellow 1SNA 399 620 R1100	Closed block




## Spring connection





### Double deck terminal blocks


Block	Rated wire size	Spacing	Rated current	Part/number	End section	IP20 Jumper bar
 <b>D 2,5/5.D2.L</b>	<b>2,5 mm<sup>2</sup></b>	5 mm	20 A	Grey 1SNA 290 161 R0000	Grey 1SNA 291 441 R2600	2 poles 1SNA 291 102 R2300 3 poles 1SNA 291 103 R2400 4 poles 1SNA 291 104 R2500 5 poles 1SNA 291 105 R2600 10 poles 1SNA 291 110 R2600
				Blue 1SNA 290 163 R0200		




### Switch terminal blocks



Block	Rated wire size	Spacing	Rated current	Part/number	End section	IP20 Jumper bar	
 <b>D 2,5/5.SNBT.2L</b>	<b>2,5 mm<sup>2</sup></b>	5 mm	10 A	Grey 1SNA 290 041 R0300	Grey 1SNA 291 061 R2400	2 poles 1SNA 291 102 R2300 3 poles 1SNA 291 103 R2400 4 poles 1SNA 291 104 R2500 5 poles 1SNA 291 105 R2600 10 poles 1SNA 291 110 R2600	
				Orange 1SNA 290 042 R0400	Orange 1SNA 291 062 R2500		
 <b>D 2,5/5.SNBT.4L</b>	<b>2,5 mm<sup>2</sup></b>	5 mm	10 A	Grey 1SNA 290 131 R2200	Grey 1SNA 291 041 R2000		2 poles 1SNA 291 102 R2300 3 poles 1SNA 291 103 R2400 4 poles 1SNA 291 104 R2500 5 poles 1SNA 291 105 R2600 10 poles 1SNA 291 110 R2600
				Orange 1SNA 290 132 R2300	Orange 1SNA 291 042 R2100		

### Fuse holder terminal blocks (5 x 20; 5 x 25)



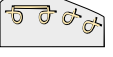
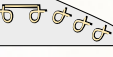
Block	Rated wire size	Spacing	Rated current	Part/number	End section	IP20 Jumper bar
 <b>D 2,5/8.SFT.2L</b>	<b>2,5 mm<sup>2</sup></b>	8 mm	6,3 A	Grey 1SNA 290 091 R2600 Orange 1SNA 290 092 R2700	Grey 1SNA 291 131 R1700 Orange 1SNA 291 132 R1000	2 poles 1SNA 291 122 R1600 3 poles 1SNA 291 123 R1700 4 poles 1SNA 291 144 R2400 5 poles 1SNA 291 145 R2500
 <b>D 2,5/8.SF...T.2L</b>	<b>2,5 mm<sup>2</sup></b>	8 mm	6,3 A	With indicator 110V-230V Grey 1SNA 290 093 R2000	Grey 1SNA 291 131 R1700	2 poles 1SNA 291 122 R1600 3 poles 1SNA 291 123 R1700 4 poles 1SNA 291 144 R2400 5 poles 1SNA 291 145 R2500
				With indicator 24V Grey 1SNA 290 094 R2100	Orange 1SNA 291 132 R1000	
 <b>D 2,5/8.SNT.2L</b>	<b>2,5 mm<sup>2</sup></b>	8 mm	6,3 A	With disconnect link bar Grey 1SNA 290 097 R2400	Grey 1SNA 291 131 R1700	
					Orange 1SNA 291 132 R1000	




# Spring connection








## Three level sensor terminal blocks

Block	Rated wire size	Spacing	Rated current	Part/number	End section	IP20 Jumper bar
 <b>D 2,5/5 C3.L</b>	<b>1,5 mm<sup>2</sup></b>	5 mm	17,5 A	Standard Grey 1SNA 290 350 R2100 With bidirectional LED 24V Grey 1SNA 290 352 R1700	Right + Left Grey 1SNA 290 358 R2500	2 poles 1SNA 291 102 R2300 3 poles 1SNA 291 103 R2400 4 poles 1SNA 291 104 R2500 5 poles 1SNA 291 105 R2600 10 poles 1SNA 291 110 R2600
 <b>D 2,5/5 C4.L</b>	<b>1,5 mm<sup>2</sup></b>	5 mm	17,5 A	Standard Grey 1SNA 290 354 R1100 With bidirectional LED 24V Grey 1SNA 290 356 R1300	Right + Left Grey 1SNA 290 360 R2300	<b>Comb type jumper bar 34 poles</b> Blue 1SNA 290 365 R1400 Red 1SNA 290 366 R1500 Green / Yellow 1SNA 290 367 R1600

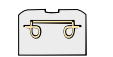
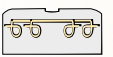




## Other terminal blocks Angled feed through and ground

Block	Rated wire size	Spacing	Rated current	Part/number	End section	IP20 Jumper bar
 <b>D 2,5/5.1.3.L</b>	<b>2,5 mm<sup>2</sup></b>	5 mm	24 A	Grey 1SNA 399 068 R1700 Blue 1SNA 399 067 R0600 Orange 1SNA 399 260 R2000	Grey 1SNA 290 311 R0600 Orange 1SNA 290 314 R0100	2 poles 1SNA 291 102 R2300 3 poles 1SNA 291 103 R2400 4 poles 1SNA 291 104 R2500 5 poles 1SNA 291 105 R2600 10 poles 1SNA 291 110 R2600
 <b>D 2,5/5.1.4.L</b>	<b>2,5 mm<sup>2</sup></b>	5 mm	24 A	Grey 1SNA 399 071 R0200 Blue 1SNA 399 070 R1500 Orange 1SNA 399 270 R2200	Grey 1SNA 290 311 R0600 Orange 1SNA 290 314 R0100	
 <b>D 2,5/5.1.P.3.L</b>	<b>2,5 mm<sup>2</sup></b>	5 mm	300 A/1s	Green/Yellow 1SNA 399 072 R0300	Grey 1SNA 290 311 R0600 Orange 1SNA 290 314 R0100	
 <b>D 2,5/5.1.P.4.L</b>	<b>2,5 mm<sup>2</sup></b>	5 mm	300 A/1s	Green/Yellow 1SNA 399 073 R0400	Grey 1SNA 290 311 R0600 Orange 1SNA 290 314 R0100	



## Other terminal blocks Feed through and ground 4 mm spacing

Block	Rated wire size	Spacing	Rated current	Part/number	End section	IP20 Jumper bar
 <b>D 1,5/4.2.L</b>	<b>1,5 mm<sup>2</sup></b>	4 mm	18 A	Grey 1SNA 290 371 R1200 Blue 1SNA 290 373 R1400 Orange 1SNA 290 372 R1300	Grey 1SNA 291 061 R2400 Orange 1SNA 291 062 R2500	2 poles 1SNA 291 642 R0600
 <b>D 1,5/4.4.L</b>	<b>1,5 mm<sup>2</sup></b>	4 mm	18 A	Grey 1SNA 290 381 R0500 Blue 1SNA 290 383 R0700 Orange 1SNA 290 382 R0600	Grey 1SNA 291 041 R2000 Orange 1SNA 291 042 R2100	2 poles 1SNA 291 642 R0600
 <b>D 1,5/4.P.2.L</b>	<b>1,5 mm<sup>2</sup></b>	4 mm	180 A/1s	Green/Yellow 1SNA 290 379 R2200	Grey 1SNA 291 061 R2400 Orange 1SNA 291 062 R2500	
 <b>D 1,5/4.P.4.L</b>	<b>1,5 mm<sup>2</sup></b>	4 mm	180 A/1s	Green/Yellow 1SNA 290 389 R1500	Grey 1SNA 291 041 R2000 Orange 1SNA 291 042 R2100	










# ADO connection

- Wire size up to 6 mm<sup>2</sup> (screw clamp) and 4 mm<sup>2</sup> (ADO)
- Mounting allowed on symmetrical rail (DIN 3)
- Using temperature -40° to +110°C
- Without halogen nor cadmium
- 2 wires of same gage and nature per ADO connection







## Feed through terminal blocks ADO - Screw clamp

Block	Rated wire size	Spacing	Rated current	Part/number	End section	IP20 Jumper bar
 <b>D 2,5/5.ADO</b>	<b>1 mm<sup>2</sup></b>	5 mm	13,5 A	Grey 1SNA 199 554 R2300 Blue 1SNA 199 556 R2500 Orange 1SNA 199 555 R2400	Grey 1SNA 199 336 R2000 Blue 1SNA 199 338 R0200	2 poles 1SNA 199 227 R2300 3 poles 1SNA 199 228 R0400 4 poles 1SNA 199 298 R0300 5 poles 1SNA 199 299 R0400 10 poles 1SNA 199 443 R2400
 <b>D 4/6... .ADO</b>	<b>1,5 mm<sup>2</sup></b>	6 mm	17,5 A	Grey 1SNA 199 034 R1500 Blue 1SNA 199 036 R1700 Orange 1SNA 199 035 R1600	Grey 1SNA 199 336 R2000 Blue 1SNA 199 338 R0200	2 poles 1SNA 299 694 R0400 3 poles 1SNA 299 695 R0500 4 poles 1SNA 299 696 R0600 5 poles 1SNA 299 697 R0700 10 poles 1SNA 299 702 R1400
 <b>D 6/8... .ADO</b>	<b>2,5 mm<sup>2</sup></b>	8 mm	24 A	Grey 1SNA 199 042 R2500 Blue 1SNA 199 044 R2700 Orange 1SNA 199 043 R2600	Grey 1SNA 199 336 R2000 Blue 1SNA 199 338 R0200	2 poles 1SNA 299 712 R0500 3 poles 1SNA 299 713 R0600 4 poles 1SNA 299 714 R0700 5 poles 1SNA 299 715 R0000 10 poles 1SNA 299 720 R1100
 <b>D 6/8.ADO3</b>	<b>4 mm<sup>2</sup>*</b>	8 mm	32 A	Grey 1SNA 399 245 R1500 Blue 1SNA 399 319 R1700 Orange 1SNA 399 800 R1700	Grey 1SNA 199 336 R2000 Blue 1SNA 199 338 R0200	2 poles 1SNA 299 712 R0500 3 poles 1SNA 299 713 R0600 4 poles 1SNA 299 714 R0700 5 poles 1SNA 299 715 R0000 10 poles 1SNA 299 720 R1100



## Feed through terminal blocks ADO - ADO

Block	Rated wire size	Spacing	Rated current	Part/number	End section	IP20 Jumper bar
 <b>D 1/5.ADO</b>	<b>1 mm<sup>2</sup></b>	5 mm	13,5 A	Grey 1SNA 199 563 R2400 Blue 1SNA 199 565 R2600 Orange 1SNA 199 564 R2500	Grey 1SNA 199 341 R0500 Blue 1SNA 199 338 R0200	2 poles 1SNA 199 227 R2300 3 poles 1SNA 199 228 R0400 4 poles 1SNA 199 298 R0300 5 poles 1SNA 199 299 R0400 10 poles 1SNA 199 443 R2400
 <b>D 1,5/6... .ADO</b>	<b>1,5 mm<sup>2</sup></b>	6 mm	17,5 A	Grey 1SNA 199 051 R2600 Blue 1SNA 199 053 R2000 Orange 1SNA 199 052 R2700	Grey 1SNA 199 341 R0500 Blue 1SNA 199 338 R0200	2 poles 1SNA 299 694 R0400 3 poles 1SNA 299 695 R0500 4 poles 1SNA 299 696 R0600 5 poles 1SNA 299 697 R0700 10 poles 1SNA 299 702 R1400
 <b>D 2,5/8... .ADO</b>	<b>2,5 mm<sup>2</sup></b>	8 mm	24 A	Grey 1SNA 199 059 R0600 Blue 1SNA 199 061 R2000 Orange 1SNA 199 060 R0300	Grey 1SNA 199 341 R0500 Blue 1SNA 199 338 R0200	2 poles 1SNA 299 712 R0500 3 poles 1SNA 299 713 R0600 4 poles 1SNA 299 714 R0700 5 poles 1SNA 299 715 R0000 10 poles 1SNA 299 720 R1100
 <b>D 4/8.ADO</b>	<b>4 mm<sup>2</sup>*</b>	8 mm	32 A	Grey 1SNA 399 244 R1400 Blue 1SNA 399 318 R1600 Orange 1SNA 399 801 R0400	Grey 1SNA 199 341 R0500 Blue 1SNA 199 338 R0200	2 poles 1SNA 299 712 R0500 3 poles 1SNA 299 713 R0600 4 poles 1SNA 299 714 R0700 5 poles 1SNA 299 715 R0000 10 poles 1SNA 299 720 R1100

\* 1 wire only

Detailed technical characteristics : see page 30.





**Other colors, accessories, informations : ask for the specific catalogue to your ABB Entrellec agency.**



## ADO connection







### Ground terminal blocks ADO - Screw clamp

Block	Rated wire size	Spacing	Rated current	Part/number	End section
 D 2,5/5.P.ADO	1 mm <sup>2</sup>	5 mm	120 A/1 s.	Green/Yellow 1SNA 399 030 R0500	Grey 1SNA 199 336 R2000 Yellow 1SNA 199 339 R0300
 D 4/6.P.ADO	1,5 mm <sup>2</sup>	6 mm	180 A/1 s.	Green/Yellow 1SNA 199 050 R0100	Grey 1SNA 199 336 R2000 Yellow 1SNA 199 339 R0300
 D 6/8.P.ADO	2,5 mm <sup>2</sup>	8 mm	300 A/1 s.	Green/Yellow 1SNA 199 118 R2600	Grey 1SNA 199 336 R2000 Yellow 1SNA 199 339 R0300
 D 6/8.P.ADO3	4 mm <sup>2</sup> *	8 mm	480 A/1 s.	Green/Yellow 1SNA 399 251 R1300	Grey 1SNA 199 336 R2000 Yellow 1SNA 199 339 R0300



### Ground terminal blocks ADO - ADO



Block	Rated wire size	Spacing	Rated current	Part/number	End section
 D 1/5.P.ADO	1 mm <sup>2</sup>	5 mm	120 A/1 s.	Green/Yellow 1SNA 399 031 R2200	Grey 1SNA 199 341 R0500 Yellow 1SNA 199 343 R0700
 D 1,5/6.P.ADO	1,5 mm <sup>2</sup>	6 mm	180 A/1 s.	Green/Yellow 1SNA 199 098 R2600	Grey 1SNA 199 341 R0500 Yellow 1SNA 199 343 R0700
 D 2,5/8.P.ADO	2,5 mm <sup>2</sup>	8 mm	300 A/1 s.	Green/Yellow 1SNA 199 091 R1700	Grey 1SNA 199 341 R0500 Yellow 1SNA 199 343 R0700
 D 4/8.P.ADO	4 mm <sup>2</sup> *	8 mm	480 A/1 s.	Green/Yellow 1SNA 399 250 R2600	Grey 1SNA 199 341 R0500 Yellow 1SNA 199 343 R0700

\* 1 wire only




# ADO connection

## Double deck terminal blocks ADO - Screw clamp

Block	Rated wire size	Spacing	Rated current	Part/number	End section	IP20 Jumper bar
 D 4/6.D2.ADO	1,5 mm <sup>2</sup>	6 mm	17,5 A	Grey 1SNA 199 242 R0200 Blue 1SNA 199 244 R0400 Orange 1SNA 199 243 R0300	Grey 1SNA 199 417 R1200	2 poles 1SNA 299 694 R0400 3 poles 1SNA 299 695 R0500 4 poles 1SNA 299 696 R0600 5 poles 1SNA 299 697 R0700 10 poles 1SNA 299 702 R1400
 D 6/8.D2.ADO	2,5 mm <sup>2</sup>	8 mm	24 A	Grey 1SNA 399 600 R2600 Blue 1SNA 399 602 R1400	Grey 1SNA 199 417 R1200	2 poles 1SNA 299 712 R0500 3 poles 1SNA 299 713 R0600 4 poles 1SNA 299 714 R0700 5 poles 1SNA 299 715 R0000 10 poles 1SNA 299 720 R1100






## Double deck terminal blocks ADO - ADO

Block	Rated wire size	Spacing	Rated current	Part/number	End section	IP20 Jumper bar
 D 1,5/6.D2.ADO	1,5 mm <sup>2</sup>	6 mm	17,5 A	Grey 1SNA 199 480 R2600 Blue 1SNA 199 482 R1400 Orange 1SNA 199 481 R1300	Grey 1SNA 199 476 R2500	2 poles 1SNA 299 694 R0400 3 poles 1SNA 299 695 R0500 4 poles 1SNA 299 696 R0600 5 poles 1SNA 299 697 R0700 10 poles 1SNA 299 702 R1400






## Switch terminal blocks ADO - Screw clamp

Block	Rated wire size	Spacing	Rated current	Part/number	End section	IP20 Jumper bar
 D 2,5/5.SN.ADO	1 mm <sup>2</sup>	5 mm	10 A	Grey 1SNA 399 226 R0200 Orange 1SNA 399 227 R0300 With test DIA. 2 mm Grey 1SNA 399 228 R1400 Orange 1SNA 399 229 R1500	Grey 1SNA 199 352 R0000 Orange 1SNA 199 353 R0100	
 D 4/6.SN.ADO	1,5 mm <sup>2</sup>	6 mm	10 A	Grey 1SNA 199 107 R2400 Orange 1SNA 199 108 R0500 With test DIA. 2 mm Grey 1SNA 199 235 R2300 Orange 1SNA 199 236 R2400	Grey 1SNA 199 352 R0000 Orange 1SNA 199 353 R0100	
 D 4/8.SN.ADO	2,5 mm <sup>2</sup>	8 mm	15 A	Grey 1SNA 199 137 R1100 Orange 1SNA 199 138 R2200 With test DIA. 2 mm Grey 1SNA 199 139 R2300 Orange 1SNA 199 140 R0000	Grey 1SNA 199 352 R0000 Orange 1SNA 199 353 R0100	

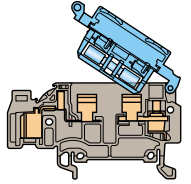


## Switch terminal blocks ADO - ADO







Block	Rated wire size	Spacing	Rated current	Part/number	End section	IP20 Jumper bar
 D 1/5.SNT2...ADO	1 mm <sup>2</sup>	5 mm	10 A	Grey 1SNA 399 231 R0700 Orange 1SNA 399 232 R0000	Grey 1SNA 199 354 R0200 Orange 1SNA 199 355 R0300	
 D 1,5/6.SNT2...ADO	1,5 mm <sup>2</sup>	6 mm	10 A	Grey 1SNA 199 144 R2000 Blue 1SNA 199 591 R1100 Orange 1SNA 199 145 R2100	Grey 1SNA 199 354 R0200 Orange 1SNA 199 355 R0300	
 D 2,5/8.SNT2...ADO	2,5 mm <sup>2</sup>	8 mm	15 A	Grey 1SNA 199 231 R2700 Orange 1SNA 199 232 R2000	Grey 1SNA 199 354 R0200 Orange 1SNA 199 355 R0300	




# ADO connection









## Fuse holder terminal blocks 5x20 and 5x25 ADO - Screw clamp

Block	Rated wire size	Spacing	Rated current	Part/number	End section
 D 4/8.SF...I.ADO	1,5 mm <sup>2</sup>	8 mm	6,3A	Grey 1SNA 399 785 R0300 Orange 1SNA 399 786 R0400  With DIA. 2 mm screw test socket : Grey 1SNA 399 777 R1200	Grey 1SNA 399 758 R2700
 D 4/8.SF...I.ADO	1,5 mm <sup>2</sup>	8 mm	6,3A	With indicator 110-230 V : Grey 1SNA 399 780 R1200  With indicator 24 V : Grey 1SNA 399 781 R0700	Grey 1SNA 399 758 R2700
 D 4/8.SNN.I.ADO	1,5 mm <sup>2</sup>	8 mm	10 A	With disconnect link bar : Grey 1SNA 399 778 R2300	Grey 1SNA 399 758 R2700
 D 4/8.SF...I.ADO2	2,5 mm <sup>2</sup>	8 mm	6,3A	Grey 1SNA 399 763 R1400 Orange 1SNA 399 764 R1500  With DIA. 2 mm screw test socket : Grey 1SNA 399 762 R1300	Grey 1SNA 399 758 R2700
 D 4/8.SF...I.ADO2	2,5 mm <sup>2</sup>	8 mm	6,3A	With indicator 110-230 V : Grey 1SNA 399 767 R1000  With indicator 24 V : Grey 1SNA 399 769 R2200	Grey 1SNA 399 758 R2700
 D 4/8.SNN.I.ADO2	2,5 mm <sup>2</sup>	8 mm	10 A	With disconnect link bar : Grey 1SNA 399 765 R1600	Grey 1SNA 399 758 R2700



## Fuse holder terminal blocks 5x20 and 5x25 ADO - ADO




Block	Rated wire size	Spacing	Rated current	Part/number	End section
 D 1,5/8.SFT.ADO	1,5 mm <sup>2</sup>	8 mm	6,3 A	Grey 1SNA 199 208 R1100* Orange 1SNA 199 209 R1200*	Grey 1SNA 199 382 R2700
 D 1,5/8.SF...T.ADO	1,5 mm <sup>2</sup>	8 mm	6,3 A	With indicator 110-230 V : Grey 1SNA 199 211 R2300*  With indicator 24 V : Grey 1SNA 199 212 R2400*	Grey 1SNA 199 382 R2700
 D 1,5/8.SNNT.ADO	1,5 mm <sup>2</sup>	8 mm	10 A	With disconnect link bar : Grey 1SNA 199 210 R0600*	Grey 1SNA 199 382 R2700
 D 2,5/8.SFT.ADO2	2,5 mm <sup>2</sup>	8 mm	6,3 A	Grey 1SNA 199 184 R1100* Orange 1SNA 199 185 R1200*	Grey 1SNA 199 382 R2700
 D 2,5/8.SF...T.ADO2	2,5 mm <sup>2</sup>	8 mm	6,3 A	With indicator 110-230 V : Grey 1SNA 199 187 R1400*  With indicator 24 V : Grey 1SNA 199 188 R2500*	Grey 1SNA 199 382 R2700
 D 2,5/8.SNNT.ADO2	2,5 mm <sup>2</sup>	8 mm	10 A	With disconnect link bar : Grey 1SNA 199 186 R1300*	Grey 1SNA 199 382 R2700





## ADO connection

### Sensors/actuators terminal blocks ADO - ADO

Block	Rated wire size	Spacing	Rated current	Part/number	End section	IP20 Jumper bar
 D 1/5.C2.ADO	1 mm <sup>2</sup>	5 mm	13,5 A	Standard : Grey 1SNA 399 686 R0000 With 24V LED (Green) : Grey 1SNA 399 687 R0100	Right + Left Grey 1SNA 399 677 R1600	Blue : 10 poles 1SNA 399 684 R0600 66 poles 1SNA 399 708 R2600
 D 1/5.C3.ADO	1 mm <sup>2</sup>	5 mm	13,5 A	Standard : Grey 1SNA 399 689 R1300 With 24V LED (Green) : Grey 1SNA 399 690 R1000	Right + Left Grey 1SNA 399 678 R2700	Red : 10 poles 1SNA 399 683 R0500 66 poles 1SNA 399 707 R1500
 D 1/5.C4.ADO	1 mm <sup>2</sup>	5 mm	13,5 A	Standard : Grey 1SNA 399 692 R0600 With 24V LED (Green) : Grey 1SNA 399 693 R0700	Right + Left Grey 1SNA 399 679 R2000	Green/Yellow : 10 poles 1SNA 399 685 R0700 66 poles 1SNA 399 709 R2700

\* 1 wire only

### Insulation displacement connexion = A.D.O.



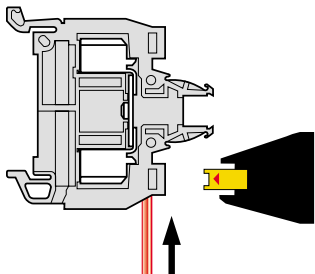
- **Connection time savings**
- **Connection security**
- **Vibration proof**
- **Corrosion proof**



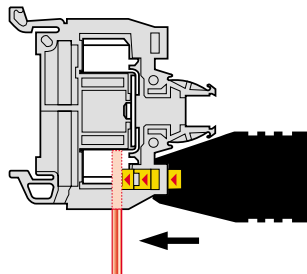
# ADO connection

## Use, tools

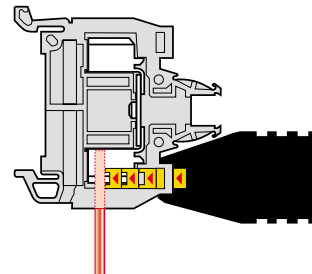
### 1, 2, 3, It is connected



**1** Position the wire (not stripped) in the opening on the side of the block.



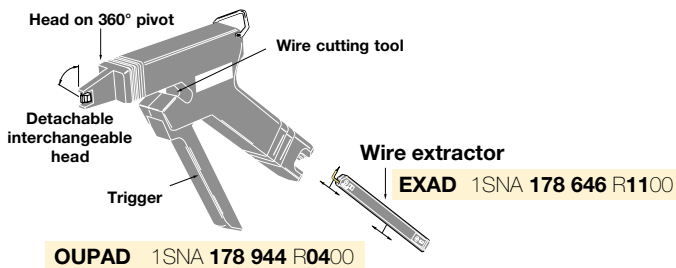
**2** Position the tool in the recess on top of the block.



**3** Pull the trigger fully.

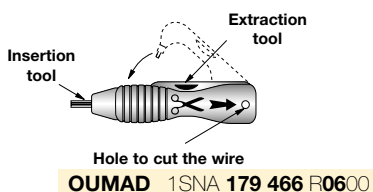
### Tools

#### SEMI-AUTOMATIC TOOL



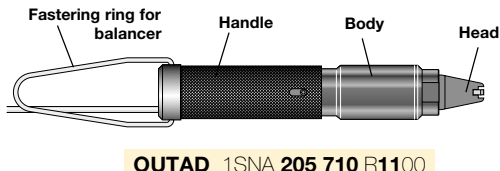
OUPAD 1SNA 178 944 R0400

#### SIMPLIFIED TOOL

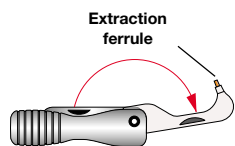


OUMAD 1SNA 179 466 R0600

#### PNEUMATIC TOOL KIT



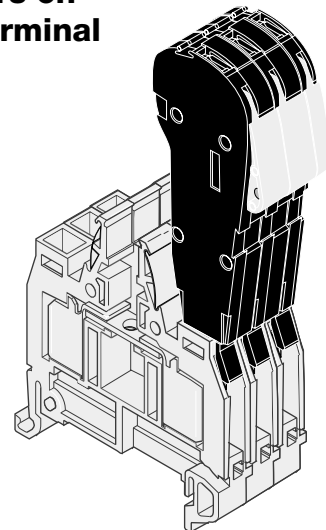
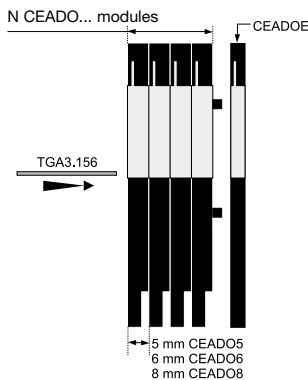
OUTAD 1SNA 205 710 R1100



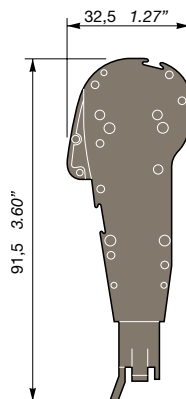
EXAD2 1SNA 205 721 R0000

### Test connectors on ADO jaw for terminal blocks

#### Building a test connector



All modules joint together using dog points. A connector can be made of 20 poles max. The assembly rod for levers (TGA3.156) cut at the convenient length is advised for connectors > 5 poles.



<b>5 mm spacing</b>	
<b>CEADO.5</b>	1SNA 399 345 R1100
<b>6 mm spacing</b>	
<b>CEADO.6</b>	1SNA 399 346 R1200
<b>8 mm spacing</b>	
<b>CEADO.8</b>	1SNA 399 348 R2400
<b>End module th. 4.4 mm</b>	
<b>CEADOE</b>	1SNA 399 341 R1500
<b>Assembly rod for lever</b>	
<b>TGA. 156</b>	1SNA 206 277 R1400








# Power terminal blocks

- Wire size up to 300 mm<sup>2</sup>
- IP20 Protection cover
- Holding foot on DIN 3 rail with two positions for easy mounting
- Lugs mounting according NFC 20130 and DIN 46234
- Many marking possibilities
- Rail or base mounting







## Stud - Stud

Block	Rated wire size	Spacing	Rated current	Part/number	End section	Jumper bar
 D 35/27.FF	<b>35 mm<sup>2</sup></b>	27 mm	125 A	With cover : Grey 1SNA 190 033 R1700  Without cover : Grey 1SNA 190 001 R2000	Grey 1SNA 190 016 R1600	2 poles 1SNA 205 772 R1300 3 poles 1SNA 205 773 R1400
 D 70/32.FF	<b>70 mm<sup>2</sup></b>	32 mm	192 A	With cover : Grey 1SNA 190 034 R1000  Without cover : Grey 1SNA 190 002 R2100	Grey 1SNA 190 017 R1700	2 poles 1SNA 205 774 R1500 3 poles 1SNA 205 775 R1600
 D 120/42.FF	<b>120 mm<sup>2</sup></b>	42 mm	269 A	With cover : Grey 1SNA 190 035 R1100  Without cover : Grey 1SNA 190 003 R2200	Grey 1SNA 190 018 R2000	2 poles 1SNA 205 776 R1700 3 poles 1SNA 205 777 R1000
 D 185/55.FF	<b>185 mm<sup>2</sup></b>	55 mm	353 A	With cover : Grey 1SNA 190 036 R1200  Without cover : Grey 1SNA 190 004 R2300	Grey 1SNA 190 019 R2100	2 poles 1SNA 205 778 R2100 3 poles 1SNA 205 779 R2200
 D 300/55.FF	<b>300 mm<sup>2</sup></b>	55 mm	520 A	With cover : Grey 1SNA 190 037 R1300  Without cover : Grey 1SNA 190 005 R2400	Grey 1SNA 190 019 R2100	2 poles 1SNA 205 778 R2100 3 poles 1SNA 205 779 R2200



## Stud - Screw clamp

Block	Rated wire size	Spacing	Rated current	Part/number	Cover	Jumper bar
 D 35/27.AF	<b>35 mm<sup>2</sup></b>	27 mm	125 A	With cover 1SNA 190 006 R2500 Grey	Grey 1SNA 190 016 R1600	2 poles 1SNA 205 772 R1300 3 poles 1SNA 205 773 R1400
 D 70/32.AF	<b>70 mm<sup>2</sup></b>	32 mm	192 A	With cover 1SNA 190 007 R2600 Grey	Grey 1SNA 190 017 R1700	2 poles 1SNA 205 774 R1500 3 poles 1SNA 205 775 R1600
 D 120/42.AF	<b>120 mm<sup>2</sup></b>	42 mm	269 A	With cover 1SNA 190 008 R0700 Grey	Grey 1SNA 190 018 R2000	2 poles 1SNA 205 776 R1700 3 poles 1SNA 205 777 R1000
 D 185/55.AF	<b>185 mm<sup>2</sup></b>	55 mm	353 A	With cover 1SNA 190 009 R0000 Grey	Grey 1SNA 190 019 R2100	2 poles 1SNA 205 778 R2100 3 poles 1SNA 205 779 R2200

Detailed technical characteristics : see page 30.

**Other colors, accessories, informations : ask for the specific catalogue to your ABB Entrellec agency.**

# Compression clamp miniblocks

- Wire size up to 4 mm<sup>2</sup>
- Mounting allowed on symmetrical rail DIN 2
- Using temperature -40° to +110°C
- Without halogen nor cadmium
- With or without ferrule



## Feed through terminal blocks

Block	Rated wire size	Spacing	Rated current	Part/number	End section	Jumper bar IP20
 DR 1,5/4	1,5 mm <sup>2</sup>	4 mm	17,5 A	Grey 1SNA 110 106 R2500	Grey 1SNA 215 580 R2100	2 poles 1SNA 205 735 R0600* 3 poles 1SNA 205 736 R0700* 5 poles 1SNA 205 737 R0000* 10 poles 1SNA 205 738 R1100*
 DR 1,5/5.1	1,5 mm <sup>2</sup>	5 mm	20 A	Grey 1SNA 112 086 R0200	Grey 1SNA 117 318 R2300	2 poles 1SNA 176 704 R0200 3 poles 1SNA 176 705 R0300 4 poles 1SNA 176 706 R0400 5 poles 1SNA 176 707 R0500 10 poles 1SNA 176 708 R1600
 DR 4/6.1	4 mm <sup>2</sup>	6 mm	32 A	Grey 1SNA 110 491 R1700	Grey 1SNA 117 600 R0300	2 poles 1SNA 173 217 R2600* 3 poles 1SNA 173 218 R0700* 4 poles 1SNA 173 219 R0000* 5 poles 1SNA 173 221 R2200* 10 poles 1SNA 173 226 R2700*

\* Not IP20

## Protection terminal blocks

Block	Rated wire size	Spacing	Rated current	Part/number	End section
 DR 4/6.P	4 mm <sup>2</sup>	6 mm	480 A/1s	Green / Yellow 1SNA 160 496 R2600	Yellow 1SNA 103 975 R2100



Detailed technical characteristics : see page 31.

**Other colors, accessories, informations : ask for the specific catalogue to your ABB Entelec agency.**

## Spring - ADO miniblocks

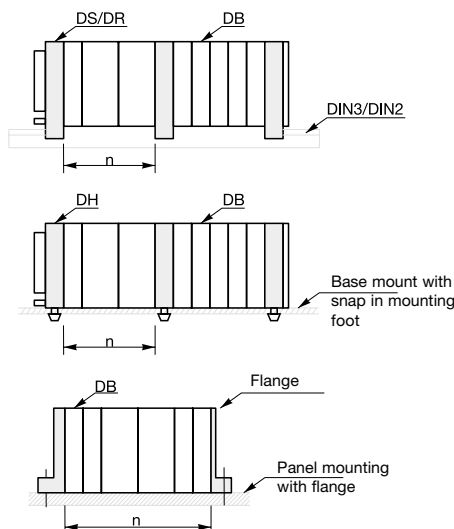
### Mounting example

**Spring terminal block :**

n = 8 x 5 mm spacing max.  
or 4 x 10 mm spacing max.  
between 2 terminal blocks  
with mounting foot

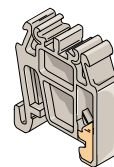
**ADO connection:**

n = 3 x 6 mm spacing max.  
or 2 x 8 mm spacing max.  
between 2 terminal blocks  
with mounting foot



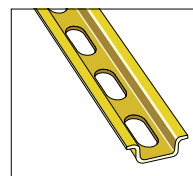
## Miniblocks

### Miniblocks accessories



End stop :

**BADRL** 1SNA 199 420 R2100



DIN 2 rail :


**PR2** 1SNA 164 600 R1200





## Spring miniblocks

- Wire size up to 2,5 mm<sup>2</sup>
- Mounting allowed on symmetrical rail (DIN 2 or DIN 3) and snapped on panel or with flanges
- Using temperature -40° to +110°C
- Without halogen nor cadmium
- With or without ferrule



## Feed through terminal blocks

Block	Rated wire size	Spacing	Rated current	Part/number	End section	Jumper bar IP20
DIN 2  DR 2,5/5.2L	2,5 mm <sup>2</sup>	5 mm	24 A	Grey 1SNA 290 201 R1100 Blue 1SNA 290 203 R1300 Orange 1SNA 290 202 R1200	Grey 1SNA 291 301 R0200 Orange 1SNA 291 302 R0300	2 poles 1SNA 291 102 R2300 3 poles 1SNA 291 103 R2400 4 poles 1SNA 291 104 R2500 5 poles 1SNA 291 105 R2600 10 poles 1SNA 291 110 R2600
				Grey 1SNA 290 211 R0200 Blue 1SNA 290 213 R0400 Orange 1SNA 290 212 R0300	Grey 1SNA 291 301 R0200 Orange 1SNA 291 302 R0300	2 poles 1SNA 291 322 R2600 3 poles 1SNA 291 323 R2700 4 poles 1SNA 291 324 R2000 5 poles 1SNA 291 325 R2100
DIN 3  DS 2,5/5.2L	2,5 mm <sup>2</sup>	5 mm	24 A	Grey 1SNA 290 221 R0400 Blue 1SNA 290 223 R0600 Orange 1SNA 290 222 R0500	Grey 1SNA 291 301 R0200 Orange 1SNA 291 302 R0300	2 poles 1SNA 291 102 R2300 3 poles 1SNA 291 103 R2400 4 poles 1SNA 291 104 R2500 5 poles 1SNA 291 105 R2600 10 poles 1SNA 291 110 R2600
				Grey 1SNA 290 231 R0600 Blue 1SNA 290 233 R0000 Orange 1SNA 290 232 R0700	Grey 1SNA 291 301 R0200 Orange 1SNA 291 302 R0300	2 poles 1SNA 291 322 R2600 3 poles 1SNA 291 323 R2700 4 poles 1SNA 291 324 R2000 5 poles 1SNA 291 325 R2100
SNAP ON  DH 2,5/5.2L	2,5 mm <sup>2</sup>	5 mm	24 A	Grey 1SNA 290 261 R1400 Blue 1SNA 290 263 R1600 Orange 1SNA 290 262 R1500	Grey 1SNA 291 301 R0200 Orange 1SNA 291 302 R0300	2 poles 1SNA 291 102 R2300 3 poles 1SNA 291 103 R2400 4 poles 1SNA 291 104 R2500 5 poles 1SNA 291 105 R2600 10 poles 1SNA 291 110 R2600
				Grey 1SNA 290 271 R1600 Blue 1SNA 290 273 R1000 Orange 1SNA 290 272 R1700	Grey 1SNA 291 301 R0200 Orange 1SNA 291 302 R0300	2 poles 1SNA 291 322 R2600 3 poles 1SNA 291 323 R2700 4 poles 1SNA 291 324 R2000 5 poles 1SNA 291 325 R2100
FLANGES  DB 2,5/5.2L	2,5 mm <sup>2</sup>	5 mm	24 A	Grey 1SNA 290 241 R1000 Blue 1SNA 290 243 R1200 Orange 1SNA 290 242 R1100	Grey - Kit* 1SNA 290 281 R0100 Orange - Kit* 1SNA 290 282 R0200	2 poles 1SNA 291 102 R2300 3 poles 1SNA 291 103 R2400 4 poles 1SNA 291 104 R2500 5 poles 1SNA 291 105 R2600 10 poles 1SNA 291 110 R2600
				Grey 1SNA 290 251 R1200 Blue 1SNA 290 253 R1400 Orange 1SNA 290 252 R1300	Grey 1SNA 290 281 R0100 Orange 1SNA 290 282 R0200	2 poles 1SNA 291 322 R2600 3 poles 1SNA 291 323 R2700 4 poles 1SNA 291 324 R2000 5 poles 1SNA 291 325 R2100
FLANGES  DB 2,5/10.4L	2,5 mm <sup>2</sup>	10 mm	24 A	Grey 1SNA 290 241 R1000 Blue 1SNA 290 243 R1200 Orange 1SNA 290 242 R1100	Grey - Kit* 1SNA 290 281 R0100 Orange - Kit* 1SNA 290 282 R0200	2 poles 1SNA 291 102 R2300 3 poles 1SNA 291 103 R2400 4 poles 1SNA 291 104 R2500 5 poles 1SNA 291 105 R2600 10 poles 1SNA 291 110 R2600
				Grey 1SNA 290 251 R1200 Blue 1SNA 290 253 R1400 Orange 1SNA 290 252 R1300	Grey 1SNA 290 281 R0100 Orange 1SNA 290 282 R0200	2 poles 1SNA 291 322 R2600 3 poles 1SNA 291 323 R2700 4 poles 1SNA 291 324 R2000 5 poles 1SNA 291 325 R2100

\* 2 flanges Right and Left Kit

## Ground terminal blocks



Block	Rated wire size	Spacing	Rated current	Part/number	End section
DIN 2  DR 2,5/10.P.4L	2,5 mm <sup>2</sup>	10 mm	300 A/1s	Green / Yellow 1SNA 290 219 R1200	Grey 1SNA 291 301 R0200 Orange 1SNA 291 302 R0300


Detailed technical characteristics : see page 31.

**Other colors, accessories, informations : ask for the specific catalogue to your ABB Entelec agency.**



# ADO miniblocks

- Wire size up to 4 mm<sup>2</sup> (screw clamp and ADO)
- Mounting allowed on symmetrical rail (DIN 2 or DIN 3) and snapped on panel or with flanges
- Using temperature -40° to +110°C
- Without halogen nor cadmium
- 2 wires of same gage and nature per ADO connection




## Feed through terminal blocks

Block	Rated wire size	Spacing	Rated current	Part/number Compression clamp - ADO	Part/number ADO - ADO	End section * and **	Jumper bar IP20
DIN 2 DR 1,5/6.ADO	1,5 mm <sup>2</sup>	6 mm	17,5 A	Grey 1SNA 199 275 R0300	Grey 1SNA 199 283 R2400	Grey* 1SNA 199 421 R1600	2 poles 1SNA 205 974 R0600
				Blue 1SNA 199 277 R0500	Blue 1SNA 199 285 R2600	Orange* 1SNA 199 422 R1700	3 poles 1SNA 205 975 R0700
				Orange 1SNA 199 276 R0400	Orange 1SNA 199 284 R2500	Grey** 1SNA 199 423 R1000	4 poles 1SNA 205 976 R0000
DIN 2 DR 2,5/8.ADO	2,5 mm <sup>2</sup>	8 mm	24 A	Grey 1SNA 199 279 R1700	Grey 1SNA 199 287 R2000	Grey* 1SNA 199 421 R1600	2 poles(2) 1SNA 116 538 R1700
				Blue 1SNA 199 281 R2200	Blue 1SNA 199 289 R0200	Orange* 1SNA 199 422 R1700	3 poles(2) 1SNA 116 539 R1000
				Orange 1SNA 199 280 R0500	Orange 1SNA 199 288 R0100	Grey** 1SNA 199 423 R1000	4 poles(2) 1SNA 116 540 R2500
DIN 2 DR 4/8.ADO	2,5 mm <sup>2</sup>	8 mm	24 A	Grey 1SNA 199 279 R1700	Grey 1SNA 199 287 R2000	Grey* 1SNA 199 421 R1600	10 poles(2) 1SNA 163 313 R2400
				Blue 1SNA 199 281 R2200	Blue 1SNA 199 289 R0200	Orange* 1SNA 199 422 R1700	
				Orange 1SNA 199 280 R0500	Orange 1SNA 199 288 R0100	Grey** 1SNA 199 423 R1000	
DIN 3 DS 1,5/6.ADO	1,5 mm <sup>2</sup>	6 mm	17,5 A	Grey 1SNA 299 489 R0700	Grey 1SNA 299 497 R2700	Grey* 1SNA 199 421 R1600	2 poles 1SNA 205 974 R0600
				Blue 1SNA 299 491 R2100	Blue 1SNA 299 499 R0100	Orange* 1SNA 199 422 R1700	3 poles 1SNA 205 975 R0700
				Orange 1SNA 299 490 R0400	Orange 1SNA 299 498 R0000	Grey** 1SNA 199 423 R1000	4 poles 1SNA 205 976 R0000
DIN 3 DS 2,5/8.ADO	2,5 mm <sup>2</sup>	8 mm	24 A	Grey 1SNA 299 493 R2300	Grey 1SNA 299 501 R0300	Grey* 1SNA 199 421 R1600	2 poles(2) 1SNA 116 538 R1700
				Blue 1SNA 299 495 R2500	Blue 1SNA 299 503 R0500	Orange* 1SNA 199 422 R1700	3 poles(2) 1SNA 116 539 R1000
				Orange 1SNA 299 494 R2400	Orange 1SNA 299 502 R0400	Grey** 1SNA 199 423 R1000	4 poles(2) 1SNA 116 540 R2500
DIN 3 DS 4/8.ADO	2,5 mm <sup>2</sup>	8 mm	24 A	Grey 1SNA 299 493 R2300	Grey 1SNA 299 501 R0300	Grey* 1SNA 199 421 R1600	10 poles(2) 1SNA 163 313 R2400
				Blue 1SNA 299 495 R2500	Blue 1SNA 299 503 R0500	Orange* 1SNA 199 422 R1700	
				Orange 1SNA 299 494 R2400	Orange 1SNA 299 502 R0400	Grey** 1SNA 199 423 R1000	
SNAP ON DH 1,5/6.ADO	1,5 mm <sup>2</sup>	6 mm	17,5 A	Grey 1SNA 299 521 R2600	Grey 1SNA 299 529 R0600	Grey* 1SNA 199 421 R1600	2 poles 1SNA 205 974 R0600
				Blue 1SNA 299 523 R2000	Blue 1SNA 299 531 R2000	Orange* 1SNA 199 422 R1700	3 poles 1SNA 205 975 R0700
				Orange 1SNA 299 522 R2700	Orange 1SNA 299 530 R0300	Grey** 1SNA 199 423 R1000	4 poles 1SNA 205 976 R0000
SNAP ON DH 2,5/8.ADO	2,5 mm <sup>2</sup>	8 mm	24 A	Grey 1SNA 299 525 R2200	Grey 1SNA 299 533 R2200	Grey* 1SNA 199 421 R1600	2 poles(2) 1SNA 116 538 R1700
				Blue 1SNA 299 527 R2400	Blue 1SNA 299 535 R2400	Orange* 1SNA 199 422 R1700	3 poles(2) 1SNA 116 539 R1000
				Orange 1SNA 299 526 R2300	Orange 1SNA 299 534 R2300	Grey** 1SNA 199 423 R1000	4 poles(2) 1SNA 116 540 R2500
SNAP ON DH 4/8.ADO	2,5 mm <sup>2</sup>	8 mm	24 A	Grey 1SNA 299 525 R2200	Grey 1SNA 299 533 R2200	Grey* 1SNA 199 421 R1600	10 poles(2) 1SNA 163 313 R2400
				Blue 1SNA 299 527 R2400	Blue 1SNA 299 535 R2400	Orange* 1SNA 199 422 R1700	
				Orange 1SNA 299 526 R2300	Orange 1SNA 299 534 R2300	Grey** 1SNA 199 423 R1000	
FLANGES DB 1,5/6.ADO	1,5 mm <sup>2</sup>	6 mm	17,5 A	Grey 1SNA 299 505 R0700	Grey 1SNA 299 513 R2600	Grey*(1) 1SNA 199 437 R1600	2 poles 1SNA 205 974 R0600
				Blue 1SNA 299 507 R0100	Blue 1SNA 299 515 R2000	Orange*(1) 1SNA 199 438 R2700	3 poles 1SNA 205 975 R0700
				Orange 1SNA 299 506 R0000	Orange 1SNA 299 514 R2700	Grey**(1) 1SNA 199 439 R2000	4 poles 1SNA 205 976 R0000
FLANGES DB 2,5/8.ADO	2,5 mm <sup>2</sup>	8 mm	24 A	Grey 1SNA 299 509 R1300	Grey 1SNA 299 517 R2200	Grey*(1) 1SNA 199 437 R1600	2 poles(2) 1SNA 116 538 R1700
				Blue 1SNA 299 511 R2400	Blue 1SNA 299 519 R0400	Orange*(1) 1SNA 199 438 R2700	3 poles(2) 1SNA 116 539 R1000
				Orange 1SNA 299 510 R0700	Orange 1SNA 299 518 R0300	Grey**(1) 1SNA 199 439 R2000	4 poles(2) 1SNA 116 540 R2500
FLANGES DB 4/8.ADO	2,5 mm <sup>2</sup>	8 mm	24 A	Grey 1SNA 299 509 R1300	Grey 1SNA 299 517 R2200	Grey*(1) 1SNA 199 437 R1600	10 poles(2) 1SNA 163 313 R2400
				Blue 1SNA 299 511 R2400	Blue 1SNA 299 519 R0400	Orange*(1) 1SNA 199 438 R2700	
				Orange 1SNA 299 510 R0700	Orange 1SNA 299 518 R0300	Grey**(1) 1SNA 199 439 R2000	

**Feed through ADO miniblocks also available :**  
 1 mm<sup>2</sup> - 5 mm spacing  
 4 mm<sup>2</sup> - 8 mm spacing

\* Flange for compression clamp-ADO terminal blocks  
 \*\* Flange for ADO - ADO terminal blocks  
 (1) 2 flanges Right and Left Kit  
 (2) Comb-type jumper bar for compression clamp-ADO terminal blocks (not IP20)



## Ground terminal blocks

Block	Rated wire size	Spacing	Rated current	Part/number Compression clamp - ADO	Part/number ADO - ADO	End section * and **
DIN 2 DR 2,5/8.P.ADO	2,5 mm <sup>2</sup>	10 mm	300 A/1s	Green/Yellow 1SNA 299 632 R0500	Green/Yellow 1SNA 299 633 R0600	Grey* 1SNA 199 421 R1600
DR 4/8.P.ADO						Orange* 1SNA 199 422 R1700
						Grey** 1SNA 199 423 R1000
						Orange** 1SNA 199 424 R1100

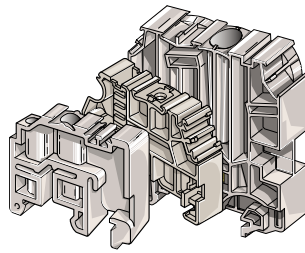
\* Flange for compression clamp-ADO terminal blocks  
 \*\* Flange for ADO - ADO terminal blocks

Detailed technical characteristics : see page 31.





**Other colors, accessories, informations : ask for the specific catalogue to your ABB Entrellec agency.**









# Accessories







## End stops

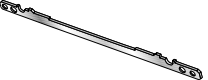
End stop	Rail	Spacing	Part/number	Marker-holder
 <b>BAM (with screw)</b>	DIN 3 DIN 1	9,1 mm	Grey 1SNA 103 002 R2600	Grey 1SNA 113 084 R0100
 <b>BADL (without screw)</b>	DIN 3	9 mm	Grey 1SNA 399 903 R0200	Grey 1SNA 399 719 R1000
 <b>BADH (with screw, high)</b>	DIN 3	12 mm	Grey 1SNA 116 900 R2700	Grey 1SNA 113 084 R0100
 <b>BAR (with screw)</b>	DIN 1	10 mm	Grey 1SNA 164 519 R2400	

## Mounting rails

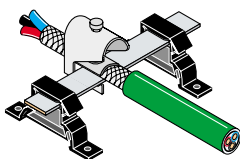
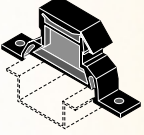
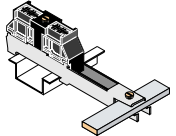
Rail	Length	Material / treatment	Part/number
 <b>PR30</b>	2 m	Zinc bichromate plated steel	1SNA 173 220 R0500
 <b>PR3.Z2</b>	2 m	Zinc bichromate plated steel	1SNA 174 300 R1700
 <b>PR3.G2</b>	2 m	White, passivated galvanized steel	1SNA 164 800 R0300
 <b>PR5</b>	2 m	Zinc bichromate plated steel	1SNA 168 700 R2200
 <b>PR4</b>	2 m	Zinc bichromate plated steel	1SNA 168 500 R1200
 <b>PR1.Z2</b>	2 m	Zinc bichromate plated steel	1SNA 163 050 R0400

Test plug	Test plug	Test socket	Test socket
			
FC2 DIA. 2 mm 1SNA 007 865 R2600	FC4 DIA. 4 mm 1SNA 167 860 R0100	DIA. 2 mm for screw clamp/ADO up to 8 mm spacing One deck: 1SNA 163 043 R2100 Double deck: 1SNA 163 070 R0000	DIA. 4 mm for screw clamp for 8, 10, 12 mm spacing 1SNA 163 262 R0100

## Shield connector

Block	Part number
 <b>Screw clamp</b> MA 2,5/5 MA 2,5/5.SNB M 4/6 MA 2,5/5.D2 M 4/6.D2	1SNA 178 745 R1400 1SNA 178 745 R1400 1SNA 178 745 R1400 1SNA 173 530 R2400 1SNA 173 530 R2400
<b>Spring clamp</b> D 2,5/5.2L D 2,5/5.1.3L D 2,5/5.1.4L D 2,5/5.SNBT.2L	1SNA 291 077 R2400 1SNA 291 077 R2400 1SNA 291 077 R2400 1SNA 291 077 R2400
<b>ADO</b> D 1/5.ADO D 1,5/6.ADO D 2,5/6.ADO D 4/6.ADO D 2,5/5.SN.ADO D 4/6.SN.ADO D 1/5.SNT2.ADO D 1,5/6.SNT2.ADO D 4/6.D2.ADO D 1,5/6.D2.ADO	1SNA 178 745 R1400 1SNA 178 745 R1400 1SNA 178 745 R1400 1SNA 178 745 R1400 1SNA 179 634 R0600 1SNA 179 634 R0600 1SNA 179 635 R0700 1SNA 179 635 R0700 1SNA 178 408 R1400 1SNA 178 408 R1400

## Shield terminals for collector bar


Type	Shield diameter	Part number
 SFB.B1 SFB.B2 SFB.B3 SFB.B4 BO 318	1,5-6,5 5-11 10-17 16-24 Bar 18x3	1SNA 205 170 R1400 1SNA 205 171 R0100 1SNA 205 172 R0200 1SNA 205 173 R0300 1SNA 205 175 R0500
 <b>Bar holder (isolated from ground)</b>	DSPBO.PI	1SNA 205 176 R0600
 <b>Bar holder (connected to the mounting rail)</b>	DSPBO.P	1SNA 205 177 R0700



# Wire markers



Standard marking




Special marking

## Selection table of marker holder tube for wiring PETC

Wire size in mm <sup>2</sup>	Allowable wire DIA. for the tube in mm	PETC tubes P/N	
		For 4 markers (10 mm)	For 8 markers (18 mm)
0,1 à 1 1 à 2,5 2,5 à 10	1,1 à 3,3 1,5 à 4,5 3 à 8	1SNA <b>168 736 R0100</b> 1SNA <b>168 740 R2100</b> 1SNA <b>168 746 R1300</b>	1SNA <b>168 737 R0200</b> 1SNA <b>168 741 R1600</b> 1SNA <b>168 747 R1400</b>

## Markers cards



	Part/Number
Blanked card of 48 markers for 18 mm tube :	1SNA <b>235 460 R0400</b>
Handle plate for marking system :	1SNA <b>360 011 R0200</b>

### White markers

Symbols	Type	Part/Number
+	RPTS	1SNA <b>235 410 R2200</b>
-	RPTS	1SNA <b>235 411 R1700</b>
~	RPTS	1SNA <b>235 412 R1000</b>
=	RPTS	1SNA <b>235 413 R1100</b>
⊥	RPTS	1SNA <b>235 414 R1200</b>

### White markers

Letters	Type	Part/Number
A	RPTL	1SNA <b>235 420 R2400</b>
B	RPTL	1SNA <b>235 421 R1100</b>
C	RPTL	1SNA <b>235 422 R1200</b>
D	RPTL	1SNA <b>235 423 R1300</b>
E	RPTL	1SNA <b>235 424 R1400</b>
F	RPTL	1SNA <b>235 425 R1500</b>
G	RPTL	1SNA <b>235 426 R1600</b>
H	RPTL	1SNA <b>235 427 R1700</b>
I	RPTL	1SNA <b>235 428 R2000</b>
J	RPTL	1SNA <b>235 429 R2100</b>
K	RPTL	1SNA <b>235 430 R2600</b>
L	RPTL	1SNA <b>235 431 R1300</b>
M	RPTL	1SNA <b>235 432 R1400</b>
N	RPTL	1SNA <b>235 433 R1500</b>
O	RPTL	1SNA <b>235 434 R1600</b>
P	RPTL	1SNA <b>235 435 R1700</b>
Q	RPTL	1SNA <b>235 436 R1000</b>
R	RPTL	1SNA <b>235 437 R1100</b>
S	RPTL	1SNA <b>235 438 R2200</b>
T	RPTL	1SNA <b>235 439 R2300</b>
U	RPTL	1SNA <b>235 440 R0000</b>
V	RPTL	1SNA <b>235 441 R2500</b>
W	RPTL	1SNA <b>235 442 R2600</b>
X	RPTL	1SNA <b>235 443 R2700</b>
Y	RPTL	1SNA <b>235 444 R2000</b>
Z	RPTL	1SNA <b>235 445 R2100</b>

### White markers

Digits	Type	Part/Number
0	RPTC	1SNA <b>235 400 R0100</b>
1	RPTC	1SNA <b>235 401 R2600</b>
2	RPTC	1SNA <b>235 402 R2700</b>
3	RPTC	1SNA <b>235 403 R2000</b>
4	RPTC	1SNA <b>235 404 R2100</b>
5	RPTC	1SNA <b>235 405 R2200</b>
6	RPTC	1SNA <b>235 406 R2300</b>
7	RPTC	1SNA <b>235 407 R2400</b>
8	RPTC	1SNA <b>235 408 R0500</b>
9	RPTC	1SNA <b>235 409 R0600</b>

### Colors markers (International coding)

Digits	Type	Part/Number
0	RPTCC	1SNA <b>235 450 R0200</b>
1	RPTCC	1SNA <b>235 451 R2700</b>
2	RPTCC	1SNA <b>235 452 R2000</b>
3	RPTCC	1SNA <b>235 453 R2100</b>
4	RPTCC	1SNA <b>235 454 R2200</b>
5	RPTCC	1SNA <b>235 455 R2300</b>
6	RPTCC	1SNA <b>235 456 R2400</b>
7	RPTCC	1SNA <b>235 457 R2500</b>
8	RPTCC	1SNA <b>235 458 R0600</b>
9	RPTCC	1SNA <b>235 459 R0700</b>

## Accessories



Marker setting tool :

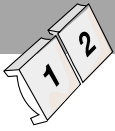
P/N : 1SNA **168 757 R1600**




Refillable plate of 800 markers :

P/N : 1SNA **168 756 R1500**






# Marking for terminal blocks




## How to use




1

Remove one of the side bands of the card.



2

Separate the chosen strip from the rest of the card.



3

● Press the first marker in place, hold it and slide your thumb on the rest of the strip.

## Selection table

**Markers**

for blocks :

	RC410	RC 510	RC610	RC810	RC1010	RC55	RC65	RCAL85
<b>Screw/A.D.O.</b>								
5 mm spacing	POSSIBLE	●	⊘	⊘	⊘	●	⊘	⊘
6 mm spacing	POSSIBLE	POSSIBLE	●	⊘	⊘	POSSIBLE	●	⊘
8 mm spacing	POSSIBLE	POSSIBLE	POSSIBLE	●	⊘	POSSIBLE	POSSIBLE	●
10 mm spacing	POSSIBLE	POSSIBLE	POSSIBLE	POSSIBLE	●	● x 2	POSSIBLE	POSSIBLE
12 mm spacing	POSSIBLE	POSSIBLE	● x 2	POSSIBLE	POSSIBLE	POSSIBLE	● x 2	POSSIBLE
16 mm spacing	POSSIBLE	POSSIBLE	POSSIBLE	● x 2	POSSIBLE	POSSIBLE	POSSIBLE	● x 2
<b>Spring</b>								
4 mm spacing	●	⊘	⊘	⊘	⊘	⊘	⊘	⊘
5 mm spacing	POSSIBLE	●	⊘	⊘	⊘	●	⊘	⊘
6 mm spacing	POSSIBLE	POSSIBLE	●	⊘	⊘	POSSIBLE	●	⊘
8 mm spacing	POSSIBLE	POSSIBLE	POSSIBLE	●	⊘	POSSIBLE	POSSIBLE	●
10 mm spacing	POSSIBLE	POSSIBLE	POSSIBLE	POSSIBLE	●	POSSIBLE	POSSIBLE	POSSIBLE
12 mm spacing	POSSIBLE	POSSIBLE	● x 2	POSSIBLE	●	POSSIBLE	POSSIBLE	POSSIBLE
16 mm spacing	POSSIBLE	POSSIBLE	POSSIBLE	● x 2	POSSIBLE	POSSIBLE	POSSIBLE	● x 2
<b>Power</b>	POSSIBLE	POSSIBLE	POSSIBLE	●	⊘	⊘	⊘	⊘

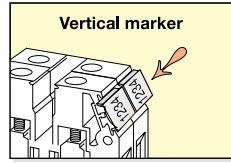
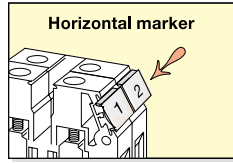
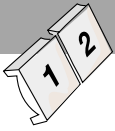
Possible mounting : POSSIBLE

Recommended mounting : ●

Impossible mounting : ⊘

RC410 ... RC1010	Screw		Spring		A.D.O.	
RC55, RC65	Screw		Spring		A.D.O.	

# Marking for terminal blocks



## Marking Kit RC 5 mm spacing RC 6 mm spacing

Box with 100 cards with 18 various part/numbers  
(See lower table)

<b>5 mm spacing RC kit</b>	<b>P/N :</b> 1SNA 400 085 R2700
<b>5 mm spacing RC refill</b>	<b>P/N :</b> 1SNA 400 145 R0700
<b>6 mm spacing RC kit</b>	<b>P/N :</b> 1SNA 400 084 R2600
<b>6 mm spacing RC refill</b>	<b>P/N :</b> 1SNA 400 144 R0600

## Standard marker cards RC

Marker sizes	RC410	RC55	RC510	RC65	RC610	RC810	RC1010	
Blank cards	1SNA 229 000 R1500	1SNA 230 000 R1200	1SNA 231 000 R0700	1SNA 232 000 R0000	1SNA 233 000 R0100	1SNA 234 000 R0200	1SNA 238 000 R1600	
Horizontal marking								
 10 strips from 1 to 10 10 strips from 11 to 20 10 strips from 21 to 30 10 strips from 31 to 40 10 strips from 41 to 50 10 strips from 51 to 60 10 strips from 61 to 70	1SNA 229 002 R0300 1SNA 229 003 R0400 1SNA 229 004 R0500 1SNA 229 005 R0600 1SNA 229 006 R0700 1SNA 229 007 R0000 1SNA 229 008 R1100	1SNA 230 002 R0000 (5) 1SNA 230 003 R0100 (2) 1SNA 230 004 R0200 1SNA 230 005 R0300 1SNA 230 006 R0400 1SNA 230 007 R0500 1SNA 230 008 R1600	1SNA 231 002 R2500 (25) 1SNA 231 003 R2600 (10) 1SNA 231 004 R2700 (6) 1SNA 231 005 R2000 (4) 1SNA 231 006 R2100 (3) 1SNA 231 007 R2200 (2) 1SNA 231 008 R0300 (2)	1SNA 232 002 R2600 (5) 1SNA 232 003 R2700 (2) 1SNA 232 004 R2000 1SNA 232 005 R2100 1SNA 232 006 R2200 1SNA 232 007 R2300 1SNA 232 008 R0400	1SNA 233 002 R2700 (25) 1SNA 233 003 R2000 (10) 1SNA 233 004 R2100 (6) 1SNA 233 005 R2200 (4) 1SNA 233 006 R2300 (3) 1SNA 233 007 R2400 (2) 1SNA 233 008 R0500 (2)	1SNA 234 002 R2000 1SNA 234 003 R2100 1SNA 234 004 R2200 1SNA 234 005 R2300 1SNA 234 006 R2400 1SNA 234 007 R2500 1SNA 234 008 R0600	1 to 8 9 to 16 17 to 24 25 to 32 33 to 40 41 to 48 49 to 56	1SNA 238 002 R0400 1SNA 238 003 R0500 1SNA 238 004 R0600 1SNA 238 005 R0700 1SNA 238 006 R0000 1SNA 238 007 R0100 1SNA 238 008 R1200
 From 1 to 100 From 101 to 200	1SNA 229 030 R0200 1SNA 229 031 R2700	1SNA 230 030 R0700 (2) 1SNA 230 031 R2400	1SNA 231 030 R2400 (15) 1SNA 231 031 R1100 (2)	1SNA 232 030 R2500 (2) 1SNA 232 031 R1200	1SNA 233 030 R2600 (15) 1SNA 233 031 R1300 (2)	1SNA 234 030 R2700 1SNA 234 031 R1400	1 to 80 81 to 160	1SNA 238 030 R0300 1SNA 238 031 R2000
 20 times L1-L2-L3-N-PE		1SNA 230 131 R2500	1SNA 231 131 R1200 (2)	1SNA 232 131 R1300	1SNA 233 131 R1400 (2)			
Vertical marking								
 10 strips from 1 to 10 10 strips from 11 to 20 10 strips from 21 to 30 10 strips from 31 to 40	1SNA 229 041 R0100 1SNA 229 042 R0200 1SNA 229 043 R0300 1SNA 229 044 R0400	1SNA 230 041 R0600 1SNA 230 042 R0700 1SNA 230 043 R0000 1SNA 230 044 R0100	1SNA 231 041 R2300 (5) 1SNA 231 042 R2400 (3) 1SNA 231 043 R2500 (2) 1SNA 231 044 R2600 (2)	1SNA 232 041 R2400 1SNA 232 042 R2500 1SNA 232 043 R2600 1SNA 232 044 R2700	1SNA 233 041 R2500 (5) 1SNA 233 042 R2600 (3) 1SNA 233 043 R2700 (2) 1SNA 233 044 R2000 (2)	1SNA 234 041 R2600 1SNA 234 042 R2700 1SNA 234 043 R2000 1SNA 234 044 R2100	1 to 8 9 to 16 17 to 24 25 to 32	1SNA 238 051 R0400 1SNA 238 052 R0500 1SNA 238 053 R0600 1SNA 238 054 R0700
 From 1 to 100	1SNA 229 060 R1000	1SNA 230 060 R1500	1SNA 231 060 R0200 (8)	1SNA 232 060 R0300	1SNA 233 060 R0400 (8)	1SNA 234 060 R0500	1 to 80 1SNA 238 080 R0600	

Other colors, accessories, informations : ask for the specific catalogue to your ABB Entelec agency.

# Marking system

## Marking table



Marking system computer assisted :

Full kit : 1SNA **360 000** R**2400**

Includes :

1 plate holder for 8 cards RC :

1SNA **360 010** R**1500**

1 plotter pen 0,35 mm :

1SNA **360 101** R**1200**

1 plotter pen 0,25 mm :

1SNA **360 100** R**2500**

5 ink cartridges :

1SNA **360 150** R**2600**

1 cleaning liquid :

1SNA **360 155** R**1700**

1 cleaning device :

1SNA **360 156** R**1000**

Software :

1SNA **360 160** R**2000**

## Portable marking table



Portable marking system :

Full kit : 1SNA **360 001** R**1100**

Includes :

1 plate holder for 1 RC card :

1SNA **360 012** R**0300**

1 plotter pen 0,35 mm :

1SNA **360 101** R**1200**

5 ink cartridges :

1SNA **360 150** R**2600**

1 cleaning liquid :

1SNA **360 155** R**1700**


1 cleaning device :

1SNA **360 156** R**1000**

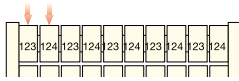

Optional : Battery pack

1SNA **360 003** R**1300**

# Order form : custom markers for terminal blocks



7 characters maximum for cards type RC 410, RC 510, RC 610, RC 810 and RC 1010  
3 characters maximum for cards type RC 55, RC 65 and RCAL 85



2 characters max. on the 4 mm block markers  
3 characters max. on the 5 and 6 mm block markers  
5 characters max. on the 8 mm block markers  
7 characters max. on the 10 mm and more block markers

## TO AVOID MISTAKES, PLEASE WRITE CLEARLY.


### Card type :

- 10 strips of 10 markers for screw clamp, spring clamp  
4 mm spacing terminal blocks -----  **RC 410**
- 10 strips of 10 markers for screw clamp, spring clamp,  
ADO, 5 mm spacing terminal blocks -----  **RC 510**
- 10 strips of 10 markers for screw clamp, spring clamp,  
ADO, 6 mm spacing terminal blocks -----  **RC 610**
- 10 strips of 10 markers for screw clamp, spring clamp,  
ADO, 8 mm spacing terminal blocks -----  **RC 810**
- 10 strips of 8 markers for screw clamp, spring clamp,  
8 mm spacing and more terminal blocks -----  **RC 1010**
- 10 strips of 10 markers for screw clamp, ADO,  
5 mm spacing terminal blocks -----  **RC 55**
- 10 strips of 10 markers for screw clamp, ADO,  
6 mm spacing terminal blocks -----  **RC 65**
- 10 strips of 10 markers for screw clamp, ADO,  
8 mm spacing and more terminal blocks -----  **RCAL 85**

Quantity (maximum 9) : \_\_\_\_\_

Order number : \_\_\_\_\_

Name : \_\_\_\_\_

Company : \_\_\_\_\_

Delivery address : \_\_\_\_\_

Zip/Code : \_\_\_\_\_ City : \_\_\_\_\_

Phone : \_\_\_\_\_ Fax : \_\_\_\_\_

E-mail : \_\_\_\_\_

*Reserved to ABB Entelec*

N° OV ABB Diff : \_\_\_\_\_

N° OA ABB Diff : \_\_\_\_\_

N° OF Projet : \_\_\_\_\_

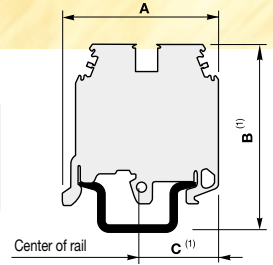
N° OV EI : \_\_\_\_\_

**For fast delivery, fax your order to your ABB Entelec agency**



# Characteristics

(1) Dimensions are on DIN 3 rail : PR4 (Height 15 mm)  
 Use of a PR3 rail : remove 7,5 mm on dimension B  
 Use of a DIN 1 rail : remove 2,5 mm on dimension B  
 remove 5 mm on dimension C



## Screw clamp blocks

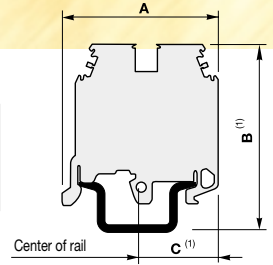
Type	Dimensions				Connection wire size				Electrical characteristics			Operating			Complementary information		
	Spacing (mm)	A (mm)	B (mm)	C (mm)	Solid wire (mm <sup>2</sup> )	Stranded wire (mm <sup>2</sup> )	Input (mm <sup>2</sup> )	Output (mm <sup>2</sup> )	With ferrule (mm <sup>2</sup> )	Wire size <sup>(2)</sup> / Gauge	Rated current (A)	Rated voltage (V)	Pulse voltage (kV)	Wire stripping length (mm)		Recomm. screwdriver (mm)	Torque (Nm)
MA 2,5/5	5	44,5	55,5	23	0,2 - 4	0,22 - 4			2,5	2,5 / A3	24	800	8	10	3,5	0,4 - 0,6	
M 4/6	6	44,5	55,5	23	0,2 - 6	0,22 - 6			4	4 / A4	32	800	8	9,5	4	0,5 - 0,8	
M 6/8	8	44,5	55,5	23	0,5 - 10	0,5 - 10			6	6 / A5	41	800	8	12	4 - 5	0,8 - 1	
M 10/10	10	44,5	55,5	23	0,5 - 16	0,5 - 16			10	10 / B6	57	800	8	12	5,5 - 6	1,2 - 1,4	
M 16/12	12	45,5	55,5	24	0,5 - 25	0,5 - 25			16	16 / B7	85	800	8	14	5,5	1,2 - 1,4	
M 35/16	16	49	61,5	27	1 - 50	1 - 35				35 / B9	125	800	8	17	6,5 - 7	2,8 - 3	
M 70/22	22	77,5	82,5	39,5	16 - 95	16 - 70				70 / B11	192	800	8	25	6**	6 - 7	
M 95/26	26	95,5	87	51	35 - 120	35 - 95				95 / B12	232	1000	8	26	6**	8,5 - 9,5	
D 150/31.D10	31	119,5	122	60	25 - 185*	35 - 150*				150 / B14	309	1000	12	35	8**	10-30	*Auxiliary output
D 240/36.D10	36	119,5	132	60	50 - 300*	35 - 240*				240 / B14	415	1000	8	35	10**	14-30	*Auxiliary output
MA 2,5/5.P	5	43,5	55,5	23	0,2 - 4	0,22 - 4			2,5	2,5 / A3	300 A/1s			10	3,5	0,4 - 0,6	
M 4/6.P	6	43,5	55,5	23	0,2 - 6	0,22 - 6			4	4 / A4	480 A/1s			9,5	4	0,5 - 0,8	
M 6/8.P	8	43,5	55,5	23	0,5 - 10	0,5 - 10			6	6 / A5	720 A/1s			12	4 - 5	0,8 - 1	
M 10/10.P	10	43,5	55,5	23	0,5 - 16	0,5 - 16			10	10 / B6	1200 A/1s			12	5,5 - 6	1,2 - 1,4	
M 16/12.P	12	49	55,5	27	4 - 25	4 - 25			16	16 / B7	1920 A/1s			14	5,5	1,2 - 1,4	
M 35/16.P	16	49	61,5	27	4 - 50	4 - 35				35 / B9	4200 A/1s			17	8	2,8 - 3	
M 70/22.P	22	74	82,5	39,5	16 - 95	16 - 70				70 / B11	8400 A/1s			25	6**	6 - 7	
M 95/26.P	26	87	87	46	35 - 120	35 - 95				95 / B12	11400 A/1s			26	6**	8,5 - 9,5	
MA 2,5/5.D2	5	65,5	67,5	38	0,2 - 4	0,22 - 4			2,5	2,5 / A3	24	630	8	9	3,5	0,4 - 0,6	
M 4/6.D2	6	65,5	67	38	0,2 - 4	0,22 - 6			4	4 / A4	32	800	8	8,5	4	0,5 - 0,8	
M 6/8.D2	8	88	81	51	0,5 - 10	0,5 - 10			6	6 / A5	41	800	8	12	4 - 5	0,8 - 1	
MA 2,5/5.SNB	5	44,5	59,5	23	0,5 - 4	0,5 - 4			2,5	2,5 / A3	10	320	4	10	3,5	0,4 - 0,6	
M 4/6.SNB	6	44,5	59,5	23	0,5 - 4	0,5 - 4			2,5	4 / A4	20	400	4	9,5	4	0,5 - 0,6	
M 6/8.SNB	8	47	59,5	25,5	0,5 - 10	0,5 - 10			6	6 / A5	41	800	8	12	4 - 5	0,8 - 1	
M 6/8.STP	8	55,5	64	30,5	0,5 - 10	0,5 - 10			6	6	15	500		11	4	0,8 - 1	
M 6/8.STA	8	61	64	33	0,5 - 10	0,5 - 10			6	6 / A5	30	500		11	5,5	0,8 - 1	
M 4/8.SF	8	56,5	56	31	0,5 - 6	0,5 - 6			4	4 / A4	6,3	630	8	9,5	4	0,5 - 0,8	
M 4/8.SFL	8	56,5	56	31	0,5 - 6	0,5 - 6			4	4 / A4	6,3	400	4	9,5	4	0,5 - 0,8	
M 4/8.SN	8	56,5	56	31	0,5 - 6	0,5 - 6			4	4 / A4	6,3	630	8	9,5	4	0,5 - 0,8	
ML 10/13.SF	13	85	73	46,5	0,5 - 16	0,5 - 16			10	10 / A6	16	800	8	12	5,5	1,2 - 1,4	
D 2,5/6.DA	6	81	58,5	36,5	0,2 - 2,5	0,22 - 2,5			2,5	2,5	22	380		6	3,5	0,4 - 0,6	
D 4/6.T3	6	90	79,5	43,5	0,2 - 4	0,22 - 4			4	4 / A4	32	500	6	9,5	4	0,5 - 0,8	
D 2,5/6.D	6	81	58,5	36,5	0,2 - 2,5	0,22 - 2,5			2,5	2,5	22	380		6	3,5	0,4 - 0,6	
D 2,5/6.DL	6	81	58,5	36,5	0,2 - 2,5	0,22 - 2,5			2,5	2,5	22	380		6	3,5	0,4 - 0,6	
D 2,5/6.DPA1	6	81	58,5	36,5	0,2 - 2,5	0,22 - 2,5			2,5	2,5	22/300A/1s	380		6	3,5	0,4 - 0,6	
M 4/6.3A	6	51,5	55,5	30	0,2 - 6	0,22 - 6			4	4 / A4	32	800	8	9,5	4	0,5 - 0,8	
M 4/6.4A	6	63,5	55,5	30	0,2 - 6	0,22 - 6			4	4 / A4	32	800	8	9,5	4	0,5 - 0,8	
M 4/8.D2.SF	8	85,7	74	47	0,5 - 6	0,5 - 6			4	4 / A4	6,3	630	8	9,5	4	0,5 - 0,8	
M 4/6.D2.SNBT	6	81	72,5	38	0,5 - 6	0,5 - 6			4	4 / A4	10	400	4	9,5	4	0,5 - 0,6	
M 4/6.D2.2S2	6	94,5	111	50,5	0,2 - 6	0,2 - 6			4	4 / A4	10	500	6	9,5	4	0,5 - 0,8	
D 4/6.T3.P	6	90	79,5	43,5	0,2 - 6	0,22 - 6			4	4 / A4	32/480A/1s	500	6	9,5	4	0,5 - 0,8	
MB 4/6.L...	6	44,5	55,5	23	0,2 - 6	0,22 - 6			4	4 / A4	32	800	8	9,5	4	0,5 - 0,8	
MB 4/6.P...	6	44,5	55,5	23	0,2 - 6	0,22 - 6			4	4 / A4	300A/1s	800	8	9,5	4	0,5 - 0,8	
MB 6/8.L...	8	44,5	55,5	23	0,5 - 10	0,5 - 10			6	6 / A5	41	800	8	12	4 - 5	0,8 - 1	
MB 6/8.P...	8	44,5	55,5	23	0,5 - 10	0,5 - 10			6	6 / A5	720A/1s	800	8	12	4 - 5	0,8 - 1	
MB 10/10.L	10	44,5	55,5	23	0,5 - 16	0,5 - 16			10	10 / B6	63	800	8	12	5,5 - 6	1,2 - 1,4	
MB 10/10.P	10	44,5	55,5	23	0,5 - 16	0,5 - 16			10	10 / B6	1200A/1s	800	8	12	5,5 - 6	1,2 - 1,4	
BRU 125 A	27	75	57,5	29			6 - 35	2,5 - 16			125	600			4**	2 / 3,5	
BRU 160 A	35,2	91	60	41			10 - 70	2,5 - 16			160	600			5**	2 / 4	
BRU 250 A	44,5	96	59,5	37,4			35 - 120	2,5 - 35			250	600			6**	2 / 3,5 / 19	
BRU 400 A	44,5	96	59,5	37,4							400	600			8**	2 / 3,5 / 25	
BRT 80 A	88	85	60	42				16			80	600					
BRT 125 A	128	85	60	42				35			125	600					
BRT 160 A	160,5	91	59,5	41				10 - 50			160	600					

<sup>(2)</sup> : Wire size comply with CEI 60947 - 7 - 1 standard.

\*\* : Allen key 6 flats hollow

# Characteristics

(1) Dimensions are on DIN 3 rail : PR4 (Height 15 mm)  
 Use of a PR3 rail : remove 7,5 mm on dimension B  
 Use of a DIN 1 rail : remove 2,5 mm on dimension B  
 remove 5 mm on dimension C

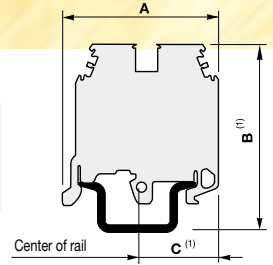


## Spring clamp blocks

Type	Dimensions				Connection wire size					Electrical characteristics			Operating				
	Spacing (mm)	A (mm)	B (mm)	C (mm)	Solid wire (mm <sup>2</sup> )	Stranded wire (mm <sup>2</sup> )	Input (mm <sup>2</sup> )	Output (mm <sup>2</sup> )	With ferrule (mm <sup>2</sup> )	Wire size (mm <sup>2</sup> ) / Gauge	Rated current (A)	Rated voltage (V)	Pulse voltage (kV)	Wire stripping length (mm)	Recomm. screwdriver (mm)	Torque (Nm)	Complementary information
D 2,5/5.2L	5	58	45,5	29	0,12 - 4	0,12 - 2,5			0,5 - 2,5	2,5 / A2	24	800	8	9,5	3,5		
D 2,5/5.3L	5	69	45,5	40	0,12 - 4	0,12 - 2,5			0,5 - 2,5	2,5 / A2	24	800	8	9,5	3,5		
D 2,5/5.4L	5	80	45,5	40	0,12 - 4	0,12 - 2,5			0,5 - 2,5	2,5 / A2	24	800	8	9,5	3,5		
D 4/6.2L	6	62,5	45,5	31,5	0,2 - 6	0,2 - 4			0,5 - 4	4 / A4	32	800	8	11	4		
D 4/6.3L	6	78,5	39	39,5	0,2 - 6	0,2 - 4			0,5 - 4	4 / A4	32	800	8	11	4		
D 4/6.4L	6	94,5	39	47,5	0,2 - 6	0,2 - 4			0,5 - 4	4 / A4	32	800	8	11	4		
D 6/8.2L	8	67	45,5	33,5	0,5 - 10	0,5 - 6			0,5 - 6	6 / A5	41	800	8	12,5	5,5		
D 10/10.2L	10	77,5	43	43,5	0,5 - 16	0,5 - 10				10 / B6	57	1000	8	12	5,5		
D 16/12.2L	12	93	58,5	46,5	0,5 - 25	0,5 - 16				16 / A7	76	800	8		5,5		
D 35/16.2L	16	116	65,5	58	2,5 - 50	2,5 - 35				35 / A9	125	800	8		6,5		
D 2,5/5.P.2L	5	58	45,5	29	0,12 - 4	0,12 - 2,5			0,5 - 2,5	2,5 / A2	300A/1s			9,5	3,5		
D 2,5/5.P.3L	5	69	45,5	40	0,12 - 4	0,12 - 2,5			0,5 - 2,5	2,5 / A2	300A/1s			9,5	3,5		
D 2,5/5.P.4L	5	80	45,5	40	0,12 - 4	0,12 - 2,5			0,5 - 2,5	2,5 / A2	300A/1s			9,5	3,5		
D 4/6.P.2L	6	62,5	45,5	31,5	0,2 - 6	0,2 - 4			0,5 - 4	4 / A4	480A/1s			11	4		
D 4/6.P.3L	6	78,5	39	39,5	0,2 - 6	0,2 - 4			0,5 - 4	4 / A4	480A/1s			11	4		
D 4/6.P.4L	6	94,5	39	47,5	0,2 - 6	0,2 - 4			0,5 - 4	4 / A4	480A/1s			11	4		
D 6/8.P.2L	8	67	45,5	33,5	0,5 - 10	0,5 - 6			0,5 - 6	6 / A5	720A/1s			12,5	5,5		
D 10/10.P.2L	10	77,5	43	43,5	0,5 - 16	0,5 - 10				10 / B6	1200A/1s			12	5,5		
D 16/12.P.2L	12	93	58,5	46,5	0,5 - 25	0,5 - 16				16 / A7	1920A/1s				5,5		
D 35/16.P.2L	16	116	65,5	58	2,5 - 50	2,5 - 35				35 / A9	4200A/1s				6,5		
D 2,5/5.D.2L	5	95	64	49	0,12 - 4	0,12 - 2,5			0,5 - 2,5	2,5 / A2	20	500	6	9,5	3,5		
D 2,5/5.SNBT.2L	5	58	51,5	29	0,12 - 4	0,12 - 2,5			0,5 - 2,5	2,5 / A2	10	500	6	9,5	3,5		
D 2,5/5.SNBT.4L	5	80	51,5	40	0,12 - 4	0,12 - 2,5			0,5 - 2,5	2,5 / A2	10	500	6	9,5	3,5		
D 2,5/8.SFT.2L	8	80	60,5	40	0,12 - 4	0,12 - 2,5			0,5 - 2,5	2,5 / A2	6,3	630	8	9,5	3,5		
D 2,5/8.SF...T.2L	8	80	60,5	40	0,12 - 4	0,12 - 2,5			0,5 - 2,5	2,5 / A2	6,3	630	8	9,5	3,5		
D 2,5/8.SNT.2L	8	80	60,5	40	0,12 - 4	0,12 - 2,5			0,5 - 2,5	2,5 / A2	6,3	630	8	9,5	3,5		
D 2,5/5 C3.L	5	79	56	37,5	0,14 - 2,5	0,14 - 2,5			0,5 - 2,5	1,5 / A1	17,5	300	4	9,5	3,5		
D 2,5/5 C4.L	5	95	56	37,5	0,14 - 2,5	0,14 - 2,5			0,5 - 2,5	1,5 / A1	17,5	300	4	9,5	3,5		
D 2,5/5.I.3L	5	55	56,5	27,5	0,12 - 4	0,12 - 2,5			0,5 - 2,5	2,5 / A2	24	800	8	9,5	3,5		
D 2,5/5.I.4L	5	55	56,5	27,5	0,12 - 4	0,12 - 2,5			0,5 - 2,5	2,5 / A2	24	800	8	9,5	3,5		
D 2,5/5.I.P.3L	5	55	56,5	27,5	0,12 - 4	0,12 - 2,5				2,5 / A2	300A/1s			9,5	3,5		
D 2,5/5.I.P.4L	5	55	56,5	27,5	0,12 - 4	0,12 - 2,5				2,5 / A2	300A/1s			9,5	3,5		
D 1,5/4.2L	4	58	45,5	29	0,12 - 2,5	0,12 - 1,5			0,5 - 1	1,5 / B1	18	800	8	9,5	2,5		
D 1,5/4.4L	4	80	45,5	40	0,12 - 2,5	0,12 - 1,5			0,5 - 1	1,5 / B1	18	800	8	9,5	2,5		
D 1,5/4.P.2L	4	58	45,5	29	0,12 - 2,5	0,12 - 1,5				1,5 / B1	180A/1s			9,5	2,5		
D 1,5/4.P.4L	4	80	45,5	40	0,12 - 2,5	0,12 - 1,5				1,5 / B1	180A/1s			9,5	2,5		

# Characteristics

(1) Dimensions are on DIN 3 rail : PR4 (Height 15 mm)  
 Use of a PR3 rail : remove 7,5 mm on dimension B  
 Use of a DIN 1 rail : remove 2,5 mm on dimension B  
 remove 5 mm on dimension C



## ADO blocks

Type	Dimensions				Connection wire size					Electrical characteristics			Operating		Complementary information	
	Spacing (mm)	A (mm)	B (mm)	C (mm)	Solid wire (mm <sup>2</sup> ) screw clamp	Stranded wire (mm <sup>2</sup> ) screw clamp	Solid wire A.D.O. (mm <sup>2</sup> )	Stranded wire A.D.O. (mm <sup>2</sup> )	With ferrule (mm <sup>2</sup> )	Wire size (mm <sup>2</sup> ) / Gauge	Rated current (A)	Rated voltage (V)	Pulse voltage (kV)	Wire stripping length (mm) <sup>(2)</sup>		Recomm. screwdriver (mm)
D 2,5/5.ADO	5	45	56	23	0,2 - 4	0,22 - 2,5	0,2 - 1	0,22 - 1		1	13,5	1000	8	9,5	3,5	0,4 - 0,6
D 4/6...ADO	6	45	56	23	0,2 - 4	0,22 - 4	0,34 - 1,5	0,34 - 1,5		1,5	17,5	1000	8	9,5	4	0,5 - 0,8
D 6/8...ADO	8	45	56	23	0,2 - 10	0,22 - 6	1 - 2,5	1 - 2,5		2,5	24	1000	8	12	4 - 5	0,8 - 1
D 6/8.ADO3	8	45	56	23	0,2 - 10	0,22 - 6	2,5 - 4	4		4	32	1000	8	12	4 - 5	0,8 - 1
D 1/5.ADO	5	45,5	56	24			0,2 - 1	0,22 - 1		1	13,5	1000	8			
D 1,5/6...ADO	6	45,5	56	24			0,34 - 1,5	0,34 - 1,5		1,5	17,5	1000	8			
D 2,5/8...ADO	8	45,5	56	24			1 - 2,5	1 - 2,5		2,5	24	1000	8			
D 4/8...ADO	8	45,5	56	24			2,5 - 4	4		4	32	1000	8			
D 2,5/5.P.ADO	5	50	56	25	0,2 - 4	0,22 - 2,5	0,2 - 1	0,22 - 1		1	120A/1s			9,5	3,5	0,4 - 0,6
D 4/6.P.ADO	6	50	56	25	0,2 - 4	0,22 - 4	0,34 - 1,5	0,34 - 1,5		1,5	180A/1s			9,5	4	0,5 - 0,8
D 6/8.P.ADO	8	50	56	25	0,2 - 10	0,22 - 6	1 - 2,5	1 - 2,5		2,5	300A/1s			12	4 - 5	0,8 - 1
D 6/8.P.ADO3	8	50	56	25	0,2 - 10	0,22 - 6	2,5 - 4	4		4	480A/1s			12	4 - 5	0,8 - 1
D 1/5.P.ADO	5	50	56	25			0,2 - 1	0,22 - 1		1	120A/1s					
D 1,5/6.P.ADO	6	50	56	25			0,34 - 1,5	0,34 - 1,5		1,5	180A/1s					
D 2,5/8.P.ADO	8	50	56	25			1 - 2,5	1 - 2,5		2,5	300A/1s					
D 4/8.P.ADO	8	50	56	25			2,5 - 4	4		4	480A/1s					
D 4/6.D2.ADO	6	85,5	83	45	0,2 - 4	0,22 - 4	0,28 - 1,5	0,34 - 1,5		1,5	17,5	800	6	9,5	4	0,5 - 0,8
D 6/8.D2.ADO	8	85,5	83	45	0,2 - 10	0,22 - 6	1 - 2,5	1 - 2,5		2,5	24	800	8	12	4 - 4,5	0,8 - 1
D 1,5/6.D2.ADO	6	93	83	52,5			0,28 - 1,5	0,34 - 1,5		1,5	17,5	800	6			
D 2,5/5.SN.ADO	5	55	59,5	23	0,2 - 4	0,22 - 2,5	0,2 - 1	0,22 - 1		1	10	320	4	9,5	3,5	0,4 - 0,6
D 4/6.SN.ADO	6	55	59,5	23	0,2 - 4	0,22 - 4	0,34 - 1,5	0,34 - 1,5		1,5	10	500	6	9,5	4	0,5 - 0,8
D 4/8.SN.ADO	8	55	59,5	23	0,2 - 6	0,22 - 4	1 - 2,5	1 - 2,5		2,5	15	500	6	9,5	4	0,5 - 0,8
D 1/5.SNT2.ADO	5	68,5	59,5	37			0,2 - 1	0,22 - 1		1	10	320	4			
D 1,5/6.SNT2.ADO	6	68,5	59,5	37			0,34 - 1,5	0,34 - 1,5		1,5	10	500	6			
D 2,5/8.SNT2.ADO	8	68,5	59,5	37			1 - 2,5	1 - 2,5		2,5	15	500	6			
D 4/8.SF.I.ADO	8	68,5	94	25,5	0,2 - 4	0,22 - 4	0,34 - 1,5	0,34 - 1,5		1,5	6,3	630	8	9,5	4	0,5 - 0,8
D 4/8.SNN.I.ADO	8	68,5	94	56	0,2 - 4	0,22 - 4	0,34 - 1,5	0,34 - 1,5		1,5	10	630	8	9,5	4	0,5 - 0,8
D 4/8.SF.I.ADO2	8	68,5	66	25,5	0,2 - 4	0,22 - 4	1 - 2,5	1 - 2,5		1,5	6,3	630	8	9,5	4	0,5 - 0,8
D 4/8.SNN.I.ADO2	8	68,5	56	25,5	0,2 - 4	0,22 - 4	1 - 2,5	1 - 2,5		1,5	6,3	630	8	9,5	4	0,5 - 0,8
D 1,5/8.SFT.ADO	8	80,5	56	43			0,34 - 1,5	0,34 - 1,5		1,5	6,3	630	8			
D 1,5/8.SNNT.ADO	8	80,5	56	43			1 - 2,5	1 - 2,5		2,5	6,3	630	8			
D 2,5/8.SFT.ADO2	8	80,5	56	43			1 - 2,5	1 - 2,5		2,5	10	630	8			
D 1/5.C2.ADO	5	51	76,5	23			0,2 - 1	0,22 - 1		1	13,5	250	8			
D 1/5.C3.ADO	5	67,5	76,5	48			0,2 - 1	0,22 - 1		1	13,5	250	8			
D 1/5.C4.ADO	5	80	97	48			0,2 - 1	0,22 - 1		1	13,5	250	8			

<sup>(2)</sup> : Compression clamp side.

## Power terminal blocks

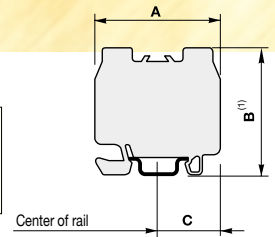
Type	Dimensions				Connection wire size					Electrical characteristics			Operating		Complementary information	
	Spacing (mm)	A (mm)	B (mm)	C (mm)	Solid wire lug (mm <sup>2</sup> )	Stranded wire lug (mm <sup>2</sup> )	Solid wire screw clamp (mm <sup>2</sup> )	Stranded wire screw clamp (mm <sup>2</sup> )	With ferrule (mm <sup>2</sup> )	Wire size <sup>(2)</sup> (mm <sup>2</sup> ) / Gauge	Rated current (A)	Rated voltage (V)	Pulse voltage (kV)	Wire stripping length (mm)		Clamping key (mm)
D 35/27.FF	27	113	66,5	56,5	2,5 - 35	2,5 - 35				35	125	1000	8	H 10	3	
D 70/32.FF	32	140	74,5	70	6 - 95	6 - 70				70	192	1000	8	H 13	6	
D 120/42.FF	42	140	84	70	6 - 150	6 - 120				120	269	1000	8	H 17	10	
D 185/55.FF	55	163	97,5	81,5	25 - 240	6 - 185				185	353	1000	8	H 19	14	
D 300/55.FF	55	163	106,5	81,5	25 - 300	6 - 300				300	520	1000	8	H 24	25	
D 35/27.AF	27	136,5	90	56,5	2,5 - 35	2,5 - 35	2,5 - 40	2,5 - 35		35	125	1000	8	28	H 10 / 5**	3 / 3
D 70/32.AF	32	165	113,5	70	6 - 95	6 - 70	6 - 95	6 - 70		70	192	1000	8	33	H 13 / 6**	6 / 8
D 120/42.AF	42	197	137,5	70	6 - 150	6 - 120	6 - 150	6 - 120		120	269	1000	8	38	H 17 / 8**	10 / 10
D 185/55.AF	55	228,5	159,5	81,5	25 - 240	6 - 185	25 - 240	25 - 185		185	353	1000	8	47	H 19 / 10**	14 / 14

<sup>(2)</sup> : Wire size comply with CEI 60947 - 7 - 1 standard.

\*\* : Allen key 6 flats hollow

# Characteristics

(1) Dimensions are on DIN 2 rail : PR2 (Height 5 mm)  
or on a DIN 3 rail : PR4 (Height 15 mm)  
or above the panel for the terminal blocks without mounting  
foot or with snap



## Miniblocks

Type	Spacing (mm)	Dimensions			Connection wire size					Electrical characteristics				Operating		Complementary information	
		A (mm)	B (mm)	C (mm)	Solid wire (mm <sup>2</sup> ) screw clamp/spring	Stranded wire (mm <sup>2</sup> ) screw clamp/spring	Solid wire A.D.O. (mm <sup>2</sup> )	Stranded wire A.D.O. (mm <sup>2</sup> )	With ferrule (mm <sup>2</sup> )	Wire size (mm <sup>2</sup> ) / Gauge	Rated current (A)	Rated voltage (V)	Pulse voltage (kV)	Wire stripping length (mm) <sup>(2)</sup>	Recomm. screwdriver (mm)		Torque (Nm) <sup>(2)</sup>
DR 1,5/4	4	28	31	14	0,2 - 1,5	0,22 - 1,5				1,5 /A1	17,5	500	6	7	2,5		
DR 1,5/5.1	5	27,5	25	14	0,2 - 2,5	0,22 - 1,5				1,5	20	250		8,5	3,5		
DR 4/6.1	6	28	31	14	0,2 - 4	0,22 - 4				4	32	500		9,5	4	0,4 - 0,6	
DR 4/6.P	6	28	31	14	0,2 - 4	0,22 - 4				4	480 A/1s			9,5	4	0,5 - 0,8	
DR 2,5/5.2L	5	33	30	16,5	0,12 - 4	0,12 - 2,5			0,5 - 2,5	2,5 /A2	24	800	8	9,5	3,5		
DR 2,5/10.4L	10	33	30	16,5	0,12 - 4	0,12 - 2,5			0,5 - 2,5	2,5 /A2	24	800	8	9,5	3,5		
DS 2,5/5.2L	5	38	39,5*	19	0,12 - 4	0,12 - 2,5			0,5 - 2,5	2,5 /A2	24	800	8	9,5	3,5		
DS 2,5/10.4L	10	38	39,5*	19	0,12 - 4	0,12 - 2,5			0,5 - 2,5	2,5 /A2	24	800	8	9,5	3,5		
DH 2,5/5.2L	5	33	24,5**	16,5	0,12 - 4	0,12 - 2,5			0,5 - 2,5	2,5 /A2	24	800	8	9,5	3,5		
DH 2,5/10.4L	10	33	24,5**	16,5	0,12 - 4	0,12 - 2,5			0,5 - 2,5	2,5 /A2	24	800	8	9,5	3,5		
DB 2,5/5.2L	5	33	24,5**	16,5	0,12 - 4	0,12 - 2,5			0,5 - 2,5	2,5 /A2	24	800	8	9,5	3,5		
DB 2,5/10.4L	10	33	24,5**	16,5	0,12 - 4	0,12 - 2,5			0,5 - 2,5	2,5 /A2	24	800	8	9,5	3,5		
DR 2,5/10.P4L	10	33,5	30	16,5	0,12 - 4	0,12 - 2,5			0,5 - 2,5	2,5 /A2	300 A/1s			9,5	3,5		
DR 4/6.ADO	6	31	33,5	15,5	0,2 - 4	0,22 - 4	0,28 - 1,5	0,34 - 1,5		1,5	17,5	800	8	9,5	4	0,5 - 0,8	
DR 1,5/6.ADO	6	31	33,5	15,5			0,28 - 1,5	0,34 - 1,5		1,5	17,5	1000	8				
DR 4/8.ADO	8	31	33,5	15,5	0,2 - 4	0,22 - 4	1 - 2,5	1 - 2,5		2,5	24	1000	8	9,5	4	0,5 - 0,8	
DR 2,5/8.ADO	8	31	33,5	15,5			1 - 2,5	1 - 2,5		2,5	24	1000	8				
DS 4/6.ADO	6	42,5	43*	20,5	0,2 - 4	0,22 - 4	0,28 - 1,5	0,34 - 1,5		1,5	17,5	800	8	9,5	4	0,5 - 0,8	
DS 1,5/6.ADO	6	42,5	43*	20,5			0,28 - 1,5	0,34 - 1,5		1,5	17,5	1000	8				
DS 4/8.ADO	8	42,5	43*	20,5	0,2 - 4	0,22 - 4	1 - 2,5	1 - 2,5		2,5	24	1000	8	9,5	4	0,5 - 0,8	
DS 2,5/8.ADO	8	42,5	43*	20,5			1 - 2,5	1 - 2,5		2,5	24	1000	8				
DH 4/6.ADO	6	31	28**	15,5	0,2 - 4	0,22 - 4	0,28 - 1,5	0,34 - 1,5		1,5	17,5	800	8	9,5	4	0,5 - 0,8	
DH 1,5/6.ADO	6	31	28**	15,5			0,28 - 1,5	0,34 - 1,5		1,5	17,5	1000	8				
DH 4/8.ADO	8	31	28**	15,5	0,2 - 4	0,22 - 4	1 - 2,5	1 - 2,5		2,5	24	800	8	9,5	4	0,5 - 0,8	
DH 2,5/8.ADO	8	31	28**	15,5			1 - 2,5	1 - 2,5		2,5	24	800	8				
DB 4/6.ADO	6	31	28**	15,5	0,2 - 4	0,22 - 4	0,28 - 1,5	0,34 - 1,5		1,5	17,5	800	8	9,5	4	0,5 - 0,8	
DB 1,5/6.ADO	6	31	28**	15,5			0,28 - 1,5	0,34 - 1,5		1,5	17,5	1000	8				
DB 4/8.ADO	8	31	28**	15,5	0,2 - 4	0,22 - 4	1 - 2,5	1 - 2,5		2,5	24	800	8	9,5	4	0,5 - 0,8	
DB 2,5/8.ADO	8	31	28**	15,5			1 - 2,5	1 - 2,5		2,5	24	800	8				
DR 4/8.P.ADO	8	32	33	15,5	0,2 - 4		1 - 2,5			2,5	300 A/1s			9,5	4	0,5 - 0,8	
DR 2,5/8.P.ADO	8	32	33	15,5			1 - 2,5	1 - 2,5		2,5	300 A/1s						

<sup>(2)</sup> : Compression clamp side.

\* : DIN 3


\*\* : Dimension above the panel




Index

Large index table with multiple columns containing alphanumeric codes and page numbers.


# Other terminal blocks




Terminal blocks for metering circuits



Terminal blocks for neutral circuit



Terminal blocks with stud




ESSAILEC Terminal blocks




Terminal blocks for pluggable connectors


*All the solutions in our catalogues*



Terminal blocks with plug



Quick connect terminal blocks



Soldered, wire wrapping... terminal blocks



**ABB Entelec**  
Connection Department  
184, rue Léon Blum  
F - 69627 Villeurbanne cedex / France

**ABB Entelec**  
Export Sales Department  
10 rue Ampère Z.I. - B.P. 114  
F - 69685 Chassieu cedex / France  
Tel. : +33 (0) 4 7222 1722  
Fax. : +33 (0) 4 7222 1935  
[www.abb.fr/entelec](http://www.abb.fr/entelec)

As part of its on-going product improvement, ABB Entelec reserves the right to modify the characteristics or the products described in this document. The information given is not-contractual. For further details please contact the ABB Entelec company marketing these products in your country.