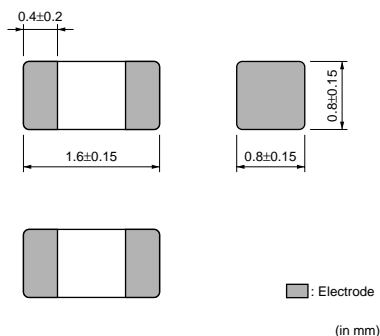


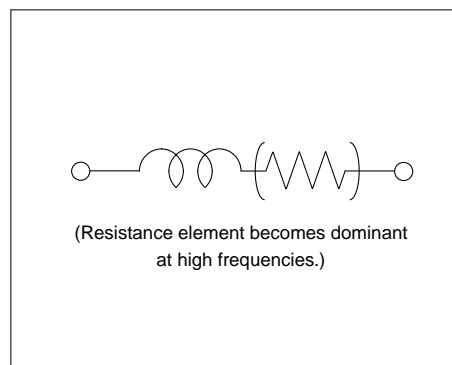
For Automotive Chip Ferrite Bead for Automotive

BLM18B Series (0603 Size)

■ Dimensions



■ Equivalent Circuit



■ Packaging

Code	Packaging	Minimum Quantity
D	180mm Paper Tape	4000
J	330mm Paper Tape	10000
B	Bulk(Bag)	1000

■ Rated Value (□: packaging code)

Part Number	Impedance (at 100MHz/20°C)	Impedance (at 1GHz/20°C)	Rated Current	DC Resistance	Operating Temperature Range
BLM18BD470SH1□	47ohm ±25%	-	500mA	0.30ohm max.	-55 to +125°C
BLM18BD121SH1□	120ohm ±25%	-	200mA	0.40ohm max.	-55 to +125°C
BLM18BD151SH1□	150ohm ±25%	-	200mA	0.40ohm max.	-55 to +125°C
BLM18BD221SH1□	220ohm ±25%	-	200mA	0.45ohm max.	-55 to +125°C
BLM18BD331SH1□	330ohm ±25%	-	200mA	0.50ohm max.	-55 to +125°C
BLM18BD421SH1□	420ohm ±25%	-	200mA	0.55ohm max.	-55 to +125°C
BLM18BD471SH1□	470ohm ±25%	-	200mA	0.55ohm max.	-55 to +125°C
BLM18BD601SH1□	600ohm ±25%	-	200mA	0.65ohm max.	-55 to +125°C
BLM18BD102SH1□	1000ohm ±25%	-	100mA	0.85ohm max.	-55 to +125°C
BLM18BD152SH1□	1500ohm ±25%	-	50mA	1.20ohm max.	-55 to +125°C
BLM18BD182SH1□	1800ohm ±25%	-	50mA	1.50ohm max.	-55 to +125°C
BLM18BD222SH1□	2200ohm ±25%	-	50mA	1.50ohm max.	-55 to +125°C
BLM18BD252SH1□	2500ohm ±25%	-	50mA	1.50ohm max.	-55 to +125°C
BLM18BB050SH1□	5ohm ±25%	-	700mA	0.05ohm max.	-55 to +125°C
BLM18BB100SH1□	10ohm ±25%	-	700mA	0.10ohm max.	-55 to +125°C
BLM18BB220SH1□	22ohm ±25%	-	600mA	0.20ohm max.	-55 to +125°C
BLM18BB470SH1□	47ohm ±25%	-	550mA	0.25ohm max.	-55 to +125°C
BLM18BB600SH1□	60ohm ±25%	-	550mA	0.25ohm max.	-55 to +125°C

Number of Circuits: 1

Continued on the following page.

● This data sheet is applied for CHIP FERRITE BEAD used for Automotive Electronics equipment for your design.

⚠ Note:

1. This datasheet is downloaded from the website of Murata Manufacturing co., Ltd. Therefore, it's specifications are subject to change or our products in it may be discontinued without advance notice. Please check with our sales representatives or product engineers before ordering.
2. This datasheet has only typical specifications because there is no space for detailed specifications. Therefore, please approve our product specifications or transact the approval sheet for product specifications before ordering.

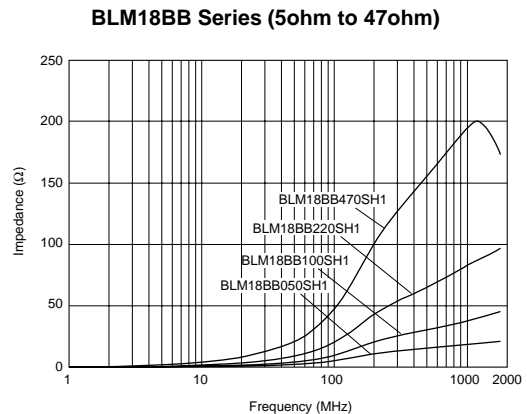
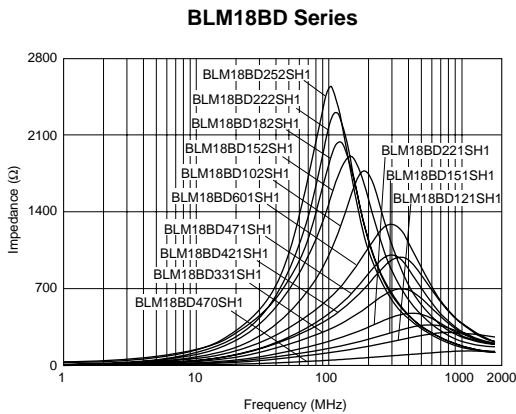
Continued from the preceding page.

Part Number	Impedance (at 100MHz/20°C)	Impedance (at 1GHz/20°C)	Rated Current	DC Resistance	Operating Temperature Range
BLM18BB750SH1□	75ohm ±25%	-	500mA	0.30ohm max.	-55 to +125°C
BLM18BB121SH1□	120ohm ±25%	-	500mA	0.30ohm max.	-55 to +125°C
BLM18BB141SH1□	140ohm ±25%	-	450mA	0.35ohm max.	-55 to +125°C
BLM18BB151SH1□	150ohm ±25%	-	450mA	0.37ohm max.	-55 to +125°C
BLM18BB221SH1□	220ohm ±25%	-	450mA	0.45ohm max.	-55 to +125°C
BLM18BB331SH1□	330ohm ±25%	-	400mA	0.58ohm max.	-55 to +125°C
BLM18BB471SH1□	470ohm ±25%	-	300mA	0.85ohm max.	-55 to +125°C
BLM18BA050SH1□	5ohm ±25%	-	500mA	0.20ohm max.	-55 to +125°C
BLM18BA100SH1□	10ohm ±25%	-	500mA	0.25ohm max.	-55 to +125°C
BLM18BA220SH1□	22ohm ±25%	-	500mA	0.35ohm max.	-55 to +125°C
BLM18BA470SH1□	47ohm ±25%	-	300mA	0.55ohm max.	-55 to +125°C
BLM18BA750SH1□	75ohm ±25%	-	300mA	0.70ohm max.	-55 to +125°C
BLM18BA121SH1□	120ohm ±25%	-	200mA	0.90ohm max.	-55 to +125°C

Number of Circuits: 1

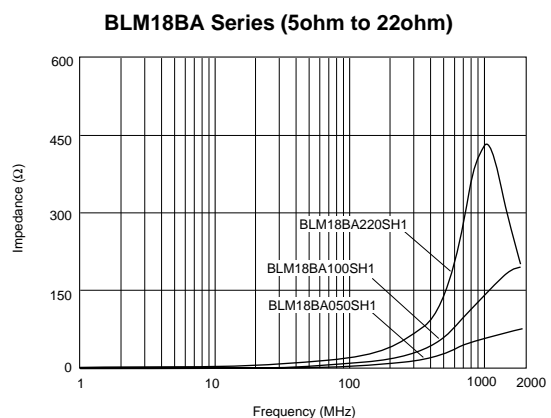
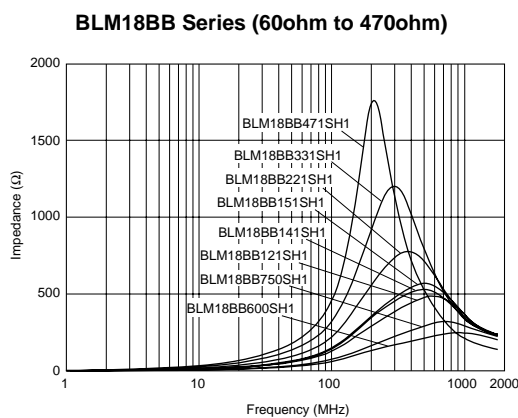
■ Impedance-Frequency Characteristics (Main Items)

■ Impedance-Frequency Characteristics (Main Items)



■ Impedance-Frequency Characteristics (Main Items)

■ Impedance-Frequency Characteristics (Main Items)



Continued on the following page. ↗

● This data sheet is applied for CHIP FERRITE BEAD used for Automotive Electronics equipment for your design.

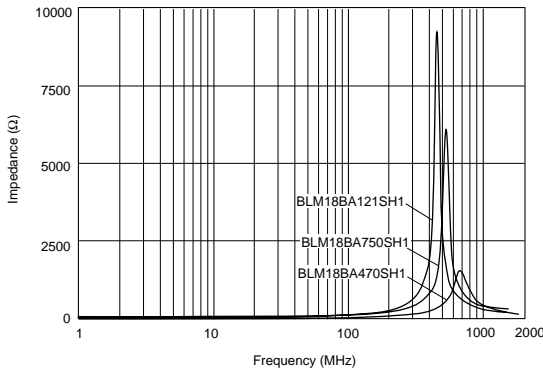
⚠ **Note:**

1. This datasheet is downloaded from the website of Murata Manufacturing co., Ltd. Therefore, it's specifications are subject to change or our products in it may be discontinued without advance notice. Please check with our sales representatives or product engineers before ordering.
2. This datasheet has only typical specifications because there is no space for detailed specifications. Therefore, please approve our product specifications or transact the approval sheet for product specifications before ordering.

Continued from the preceding page.

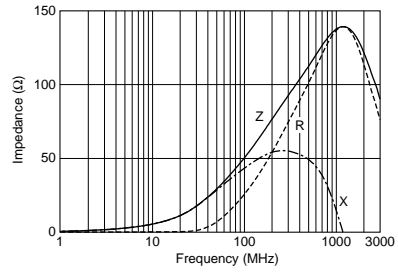
■ Impedance-Frequency Characteristics (Main Items)

BLM18BA Series (47ohm to 120ohm)



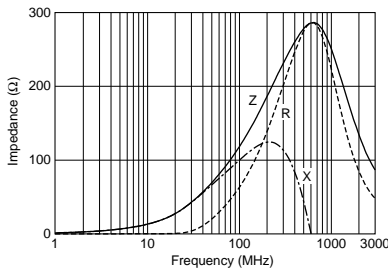
■ Impedance-Frequency Characteristics

BLM18BD470SH1



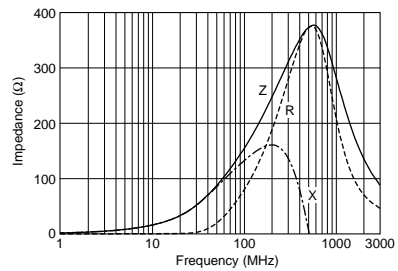
■ Impedance-Frequency Characteristics

BLM18BD121SH1



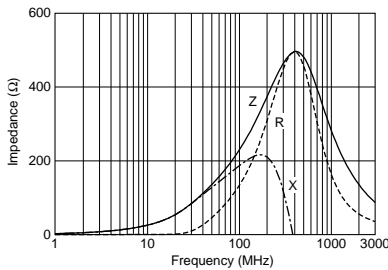
■ Impedance-Frequency Characteristics

BLM18BD151SH1



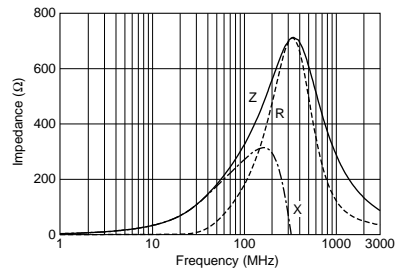
■ Impedance-Frequency Characteristics

BLM18BD221SH1



■ Impedance-Frequency Characteristics

BLM18BD331SH1



Continued on the following page. ↗

● This data sheet is applied for CHIP FERRITE BEAD used for Automotive Electronics equipment for your design.

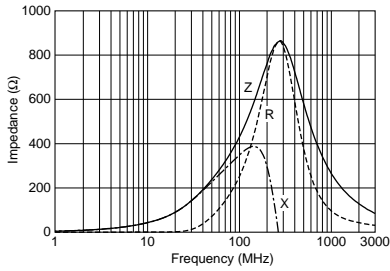
⚠ **Note:**

1. This datasheet is downloaded from the website of Murata Manufacturing co., ltd. Therefore, it's specifications are subject to change or our products in it may be discontinued without advance notice. Please check with our sales representatives or product engineers before ordering.
2. This datasheet has only typical specifications because there is no space for detailed specifications. Therefore, please approve our product specifications or transact the approval sheet for product specifications before ordering.

Continued from the preceding page.

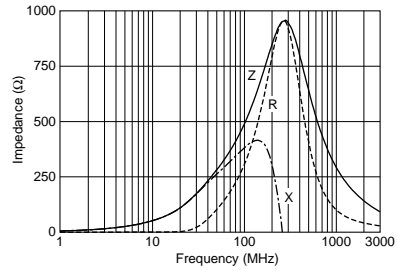
■ Impedance-Frequency Characteristics

BLM18BD421SH1



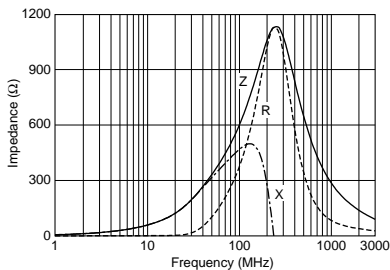
■ Impedance-Frequency Characteristics

BLM18BD471SH1



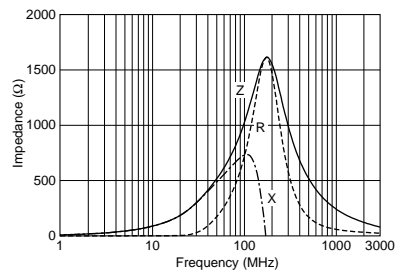
■ Impedance-Frequency Characteristics

BLM18BD601SH1



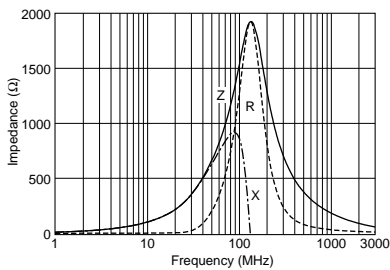
■ Impedance-Frequency Characteristics

BLM18BD102SH1



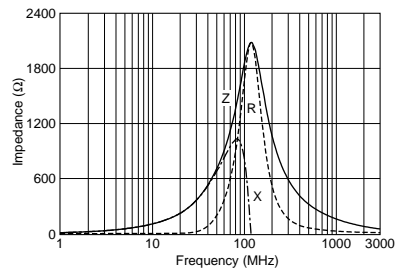
■ Impedance-Frequency Characteristics

BLM18BD152SH1



■ Impedance-Frequency Characteristics

BLM18BD182SH1



Continued on the following page. ↗

● This data sheet is applied for CHIP FERRITE BEAD used for Automotive Electronics equipment for your design.

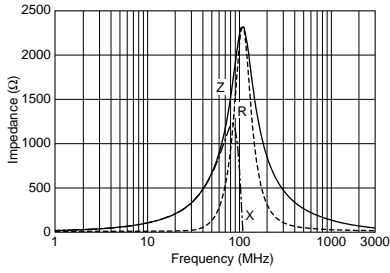
⚠ **Note:**

1. This datasheet is downloaded from the website of Murata Manufacturing co., ltd. Therefore, it's specifications are subject to change or our products in it may be discontinued without advance notice. Please check with our sales representatives or product engineers before ordering.
2. This datasheet has only typical specifications because there is no space for detailed specifications. Therefore, please approve our product specifications or transact the approval sheet for product specifications before ordering.

Continued from the preceding page.

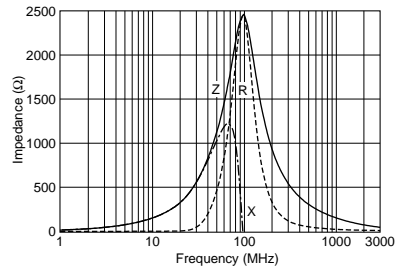
■ Impedance-Frequency Characteristics

BLM18BD222SH1



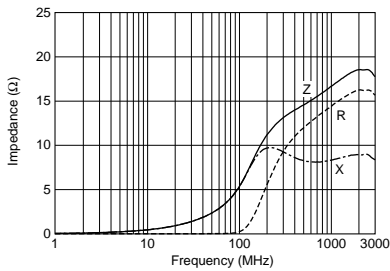
■ Impedance-Frequency Characteristics

BLM18BD252SH1



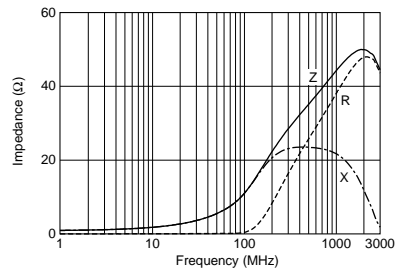
■ Impedance-Frequency Characteristics

BLM18BB050SH1



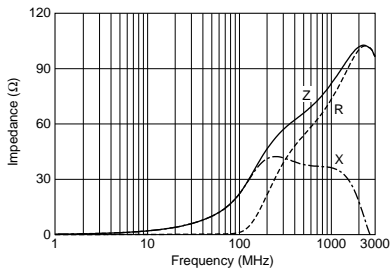
■ Impedance-Frequency Characteristics

BLM18BB100SH1



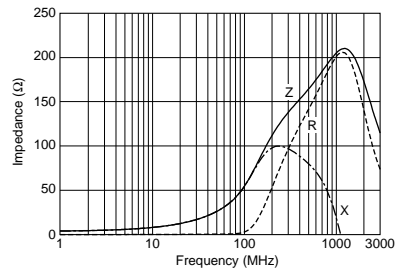
■ Impedance-Frequency Characteristics

BLM18BB220SH1



■ Impedance-Frequency Characteristics

BLM18BB470SH1



Continued on the following page. ↗

● This data sheet is applied for CHIP FERRITE BEAD used for Automotive Electronics equipment for your design.

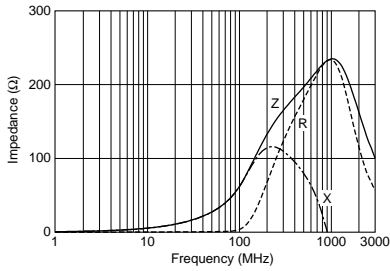
⚠ **Note:**

1. This datasheet is downloaded from the website of Murata Manufacturing co., ltd. Therefore, it's specifications are subject to change or our products in it may be discontinued without advance notice. Please check with our sales representatives or product engineers before ordering.
2. This datasheet has only typical specifications because there is no space for detailed specifications. Therefore, please approve our product specifications or transact the approval sheet for product specifications before ordering.

Continued from the preceding page.

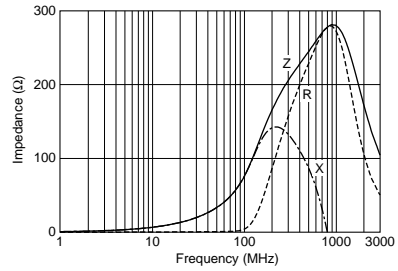
■ Impedance-Frequency Characteristics

BLM18BB600SH1



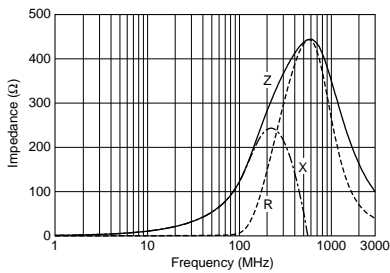
■ Impedance-Frequency Characteristics

BLM18BB750SH1



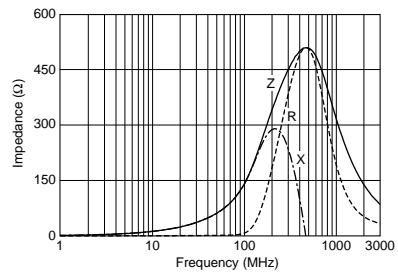
■ Impedance-Frequency Characteristics

BLM18BB121SH1



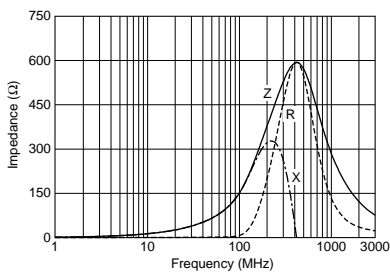
■ Impedance-Frequency Characteristics

BLM18BB141SH1



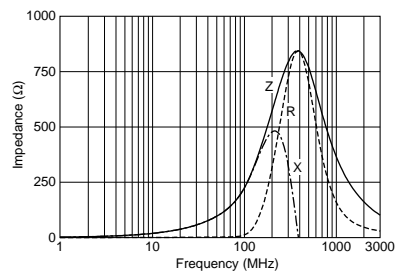
■ Impedance-Frequency Characteristics

BLM18BB151SH1



■ Impedance-Frequency Characteristics

BLM18BB221SH1



Continued on the following page. ↗

● This data sheet is applied for CHIP FERRITE BEAD used for Automotive Electronics equipment for your design.

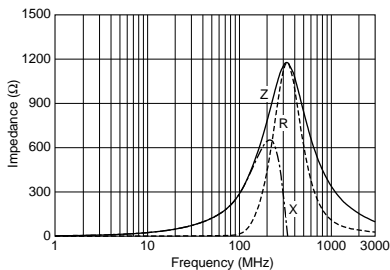
⚠ **Note:**

1. This datasheet is downloaded from the website of Murata Manufacturing co., ltd. Therefore, it's specifications are subject to change or our products in it may be discontinued without advance notice. Please check with our sales representatives or product engineers before ordering.
2. This datasheet has only typical specifications because there is no space for detailed specifications. Therefore, please approve our product specifications or transact the approval sheet for product specifications before ordering.

Continued from the preceding page.

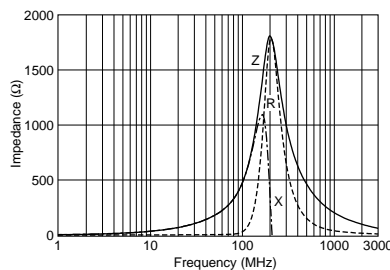
Impedance-Frequency Characteristics

BLM18BB331SH1



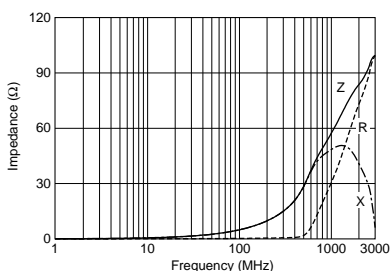
Impedance-Frequency Characteristics

BLM18BB471SH1



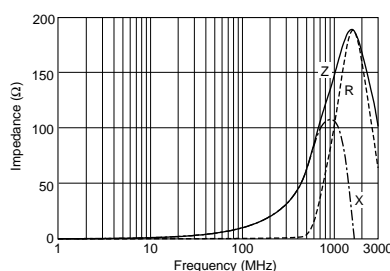
Impedance-Frequency Characteristics

BLM18BA050SH1



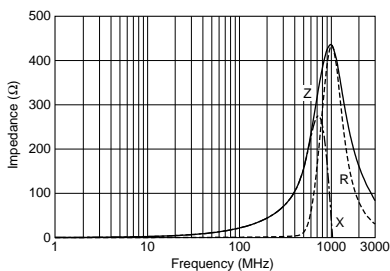
Impedance-Frequency Characteristics

BLM18BA100SH1



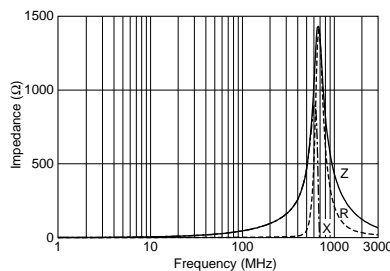
Impedance-Frequency Characteristics

BLM18BA220SH1



Impedance-Frequency Characteristics

BLM18BA470SH1



Continued on the following page.

This data sheet is applied for CHIP FERRITE BEAD used for Automotive Electronics equipment for your design.

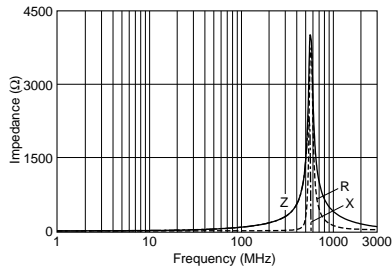
Note:

- This datasheet is downloaded from the website of Murata Manufacturing co., ltd. Therefore, it's specifications are subject to change or our products in it may be discontinued without advance notice. Please check with our sales representatives or product engineers before ordering.
- This datasheet has only typical specifications because there is no space for detailed specifications. Therefore, please approve our product specifications or transact the approval sheet for product specifications before ordering.

Continued from the preceding page.

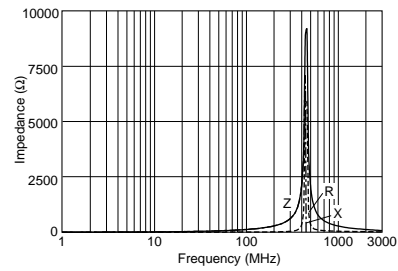
■ Impedance-Frequency Characteristics

BLM18BA750SH1



■ Impedance-Frequency Characteristics

BLM18BA121SH1



■ ⚠ Caution/Notice

⚠ Caution (Rating)

1. Do not use products beyond the rated current as this may create excessive heat and deteriorate the insulation resistance.
2. Be sure to provide an appropriate fail-safe function on your product to prevent a second damage that may be caused by the abnormal function or the failure our product.

Notice

Solderability of Tin plating termination chip might be deteriorated when low temperature soldering profile where peak solder temperature is below the Tin melting point is used. Please confirm the solderability of Tin plating termination chip before use.

● This data sheet is applied for CHIP FERRITE BEAD used for Automotive Electronics equipment for your design.

⚠ Note:

1. This datasheet is downloaded from the website of Murata Manufacturing co., Ltd. Therefore, it's specifications are subject to change or our products in it may be discontinued without advance notice. Please check with our sales representatives or product engineers before ordering.
2. This datasheet has only typical specifications because there is no space for detailed specifications. Therefore, please approve our product specifications or transact the approval sheet for product specifications before ordering.