

SPECIFICATIONS

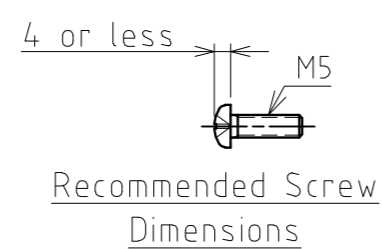
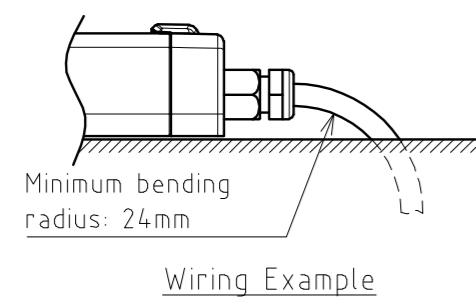
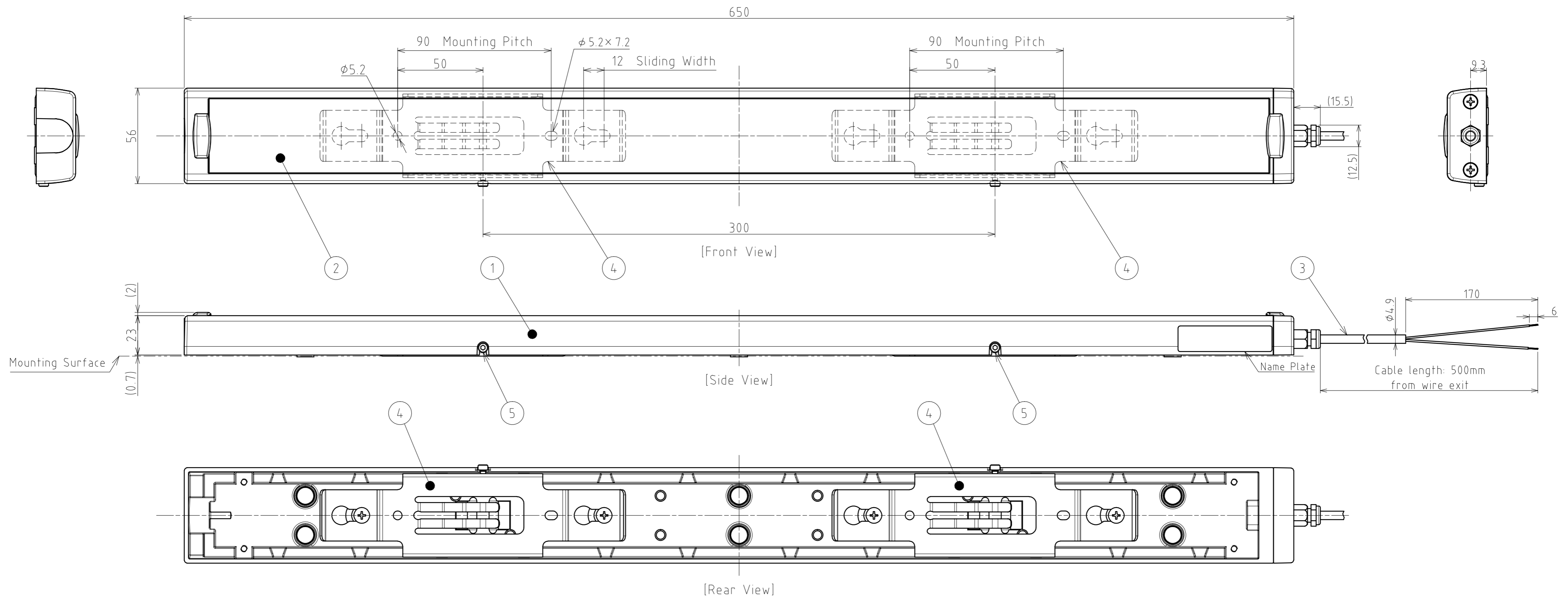
[General Specifications]

Model	CLK6□-24AG	
Color Code	CD	CN
Luminous Color	Daylight	Natural White
Color Temperature (typ.)	6500 K	5000 K
Illuminance (typ.) (Center , at 24V DC)	1.0m	2100 lx
	2.0m	580 lx
Total Luminous Flux (typ.)	2600 lm	
Rated Voltage	24V DC (Polarized)	
Operating Voltage Range	24V DC ±10%	
Rated Current Consumption	1044mA ±10%	
Rated Power Consumption	25W	
Operating Ambient Temperature	-40°C ~ +60°C	
Operating Ambient Humidity	90%RH or less, no condensation	
Main Unit Material	Body : Aluminum Alloy , Lens : Tempered Glass	
Mounting Location	Indoor	
Mounting Direction	All Directions	
Protection Rating	IP66G/67G (JIS C0920) /69K (DIN 40050 part9)	
Environmental Condition	Cable Connector not included	
Insulation Resistance	500V DC 5MΩ or more	
Withstand Voltage	500V AC for 1 minute (between terminals and chassis)	
Vibration Resistance	30Hz 19.6 m/s ²	
	Back and Forth, Up and Down, Left and Right for 2hrs. Each	
Mass (Tolerance ±10%)	1070g; Standard Bracket: 76g (Qty: 2 pcs.)	
Dimensions	Refer to Outer Dimension Drawing	
Conformity Standards	Conforms to the CE requirements:EN 55015, EN 61000-6-2 RoHS Directive(DIRECTIVE 2011/65/EU) UL Listed (File No.E306141) : CLK6S-24AG UL Recognized (File No.E306141) : CLK6C-24AG, CLK6CL-24AG	
Remarks	<p>• Model Number Configuration</p> <p style="text-align: center;">CLK6□ - 24AG - □</p> <div style="display: flex; justify-content: space-around; align-items: flex-start;"> <div style="text-align: center;"> <p>↑</p> <p>● Connector Specifications</p> <p>S : Side-exiting Cable</p> <p>C : M12 Connector</p> <p>CL : M12 Daisy Link</p> </div> <div style="text-align: center;"> <p>↑</p> <p>● Main Unit Material</p> <p>AG : Body - Aluminum Alloy</p> <p style="padding-left: 20px;">Lens - Tempered Glass</p> </div> <div style="text-align: center;"> <p>↑</p> <p>● Luminous Color</p> <p>CD : Daylight / CN : Natural White</p> </div> </div> <p>※1 Specifications and dimensions may change without prior notice for improvements, etc.</p> <p>※2 Due to the characteristics of the LED, color temperature, brightness and hue will differ for every LED and every product.</p> <p>※3 When using the Optional Daisy Link Cable, a voltage drop may occur due to the current consumption.</p> <p>※4 The results of the Protection Rating is determined with the Optional cables connected during testing.</p>	

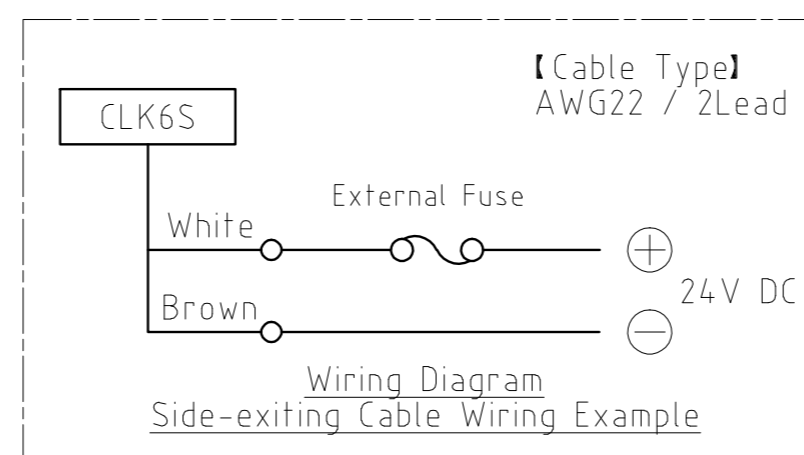
No. CLK6.-24AG-PDFC-EN-1_3

PATLITE Corporation

Product sliding direction for attachment. (Note 1) →



- [Note]
- Attachment of the product is done by sliding it into the Standard Bracket (Refer to figure on the right). It is also possible to rotate the Standard Bracket 180 degrees to slide it in the opposite direction.
 - Attach the two standard brackets evenly for installation.
 - An option bracket is also available. Part Number: CLK-001 (Refer to the bracket specifications for details)



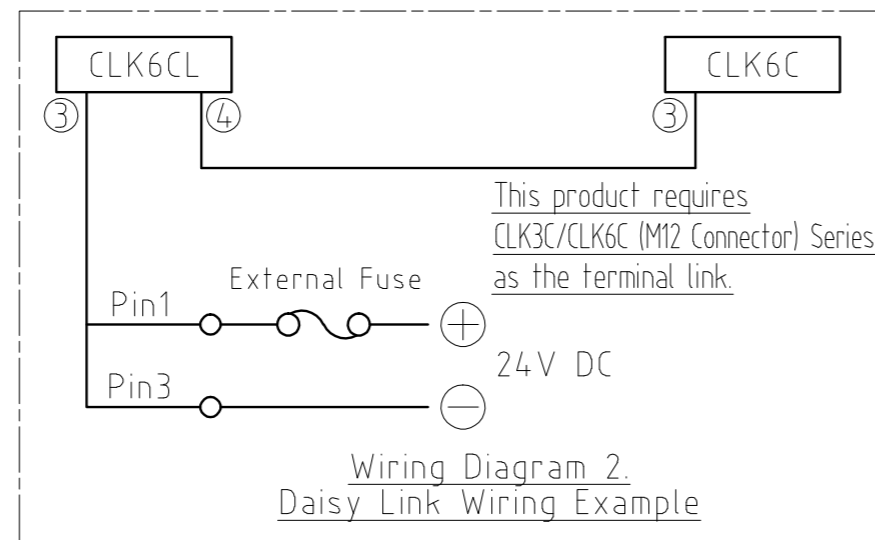
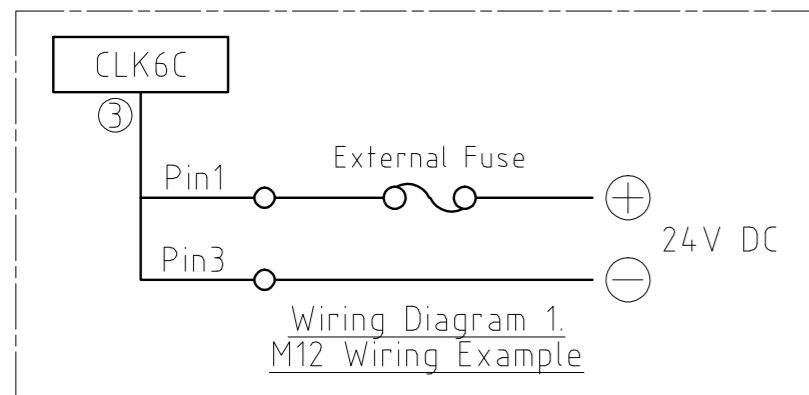
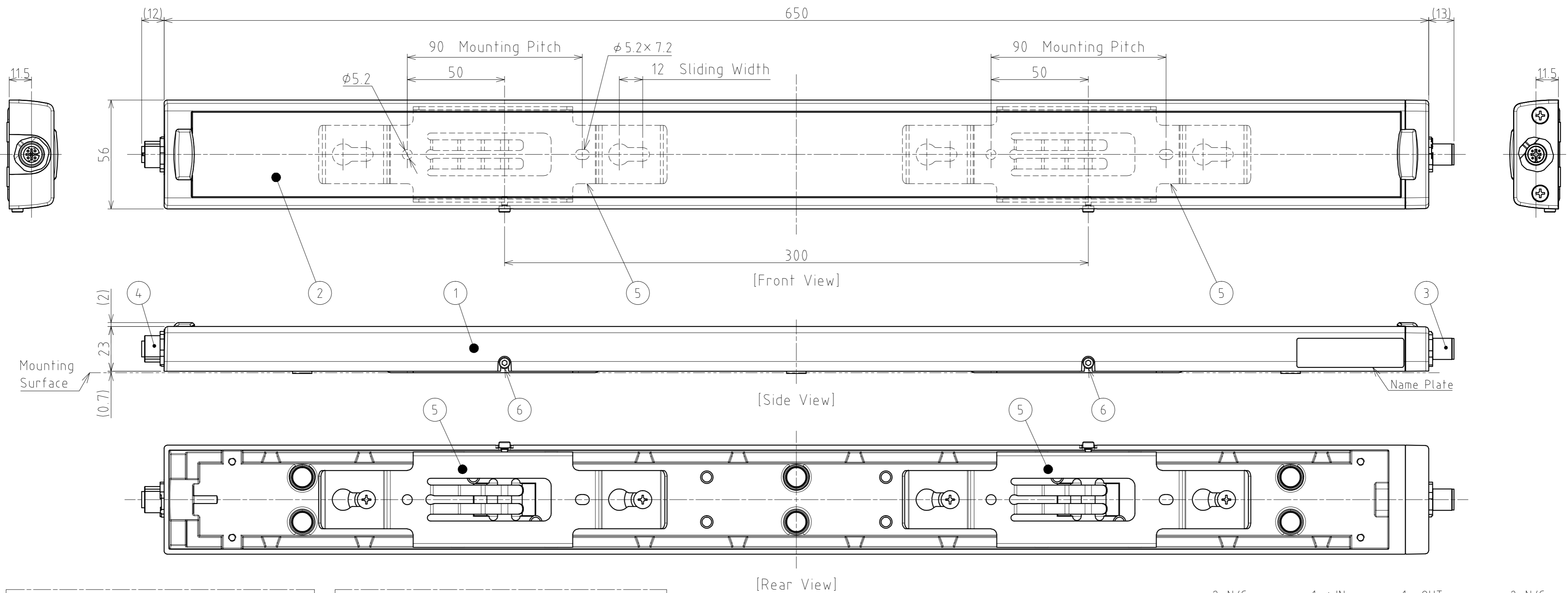
5	Hex Socket Bolt		2	M3×6 , Stainless	
4	Standard Bracket		2	Stainless	
3	Power Cable		1	AWG22 / 2Lead	
2	Glass (Lens)		1	Tempered Glass	
1	Body		1	Aluminium Alloy	
番号 No.	部品名 Part Name	品目コード Part No.	数量 Qty.	材料 & 寸法 & 処理 Material & Size & Finish	記事 Remarks

CLK6S-24AG Dimensions

株式会社 パトライト
PATLITE Corporation

CLK6.-24AG-PDFC-EN-2_3

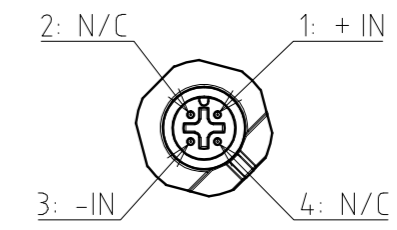
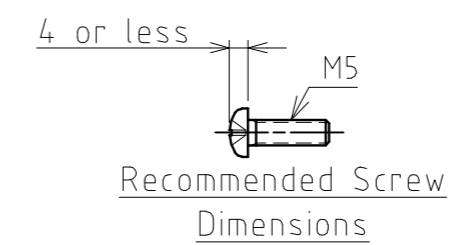
Product sliding direction for attachment. (Note 1) →



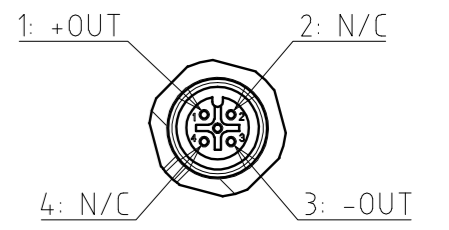
[Table 1]

Model	④ M12 Socket
CLK6C-24AG	0
CLA6CL-24AG	1

* M12 Socket Parts not included for CLK6C Series.



Pin Assignment
③ M12 Plug



Pin Assignment
④ M12 Socket

[Table 2. Optional Cable]

	Order No.	Model	Manufacturer
4-wire M12 Socket Cable, 5m length	1536308	SAC-4P-5,0-PUR/FS SCO	Phoenix Contact Corp.
4-wire M12 Link Cable, 0.6m length	1518892	SAC-4P-MS/0,6-PUR/FS SCO	

[Table 3. Maximum Links]

	Terminal Links		Daisy Links		Maximum Connections
	CLK3C	CLK6C	CLK3CL	CLK6CL	
I	1		1~4		5
II	1		1~2	0~1	4
III	1			1~2	3
IV		1	1~3		4
V		1	0~1	1	3

6	Hex Socket Bolt		2	M3×6, Stainless	
5	Standard Bracket		2	Stainless	
4	M12 Socket		Table 1		
3	M12 Plug		1		
2	Glass (Lens)		1	Tempered Glass	
1	Body		1	Aluminium Alloy	
番号	部品名	品目コード	数量	材料 & 寸法 & 処理	記事
No.	Part Name	Part No.	Qty.	Material & Size & Finish	Remarks

[Note]

- Attachment of the product is done by sliding it into the Standard Bracket (Refer to figure on the right). It is also possible to rotate the Standard Bracket 180 degrees to slide it in the opposite direction.
- Attach the two standard brackets evenly for installation.
- An option bracket is also available. Part Number: CLK-001 (Refer to the bracket specifications for details)
- When making a connection, as in Wiring Diagram 2., it is recommended to use the Option Cable (manufactured by Phoenix Contact Corp) for the M12 Socket, and M12 Link Cable connections.
- When linking together, be sure to use it within the maximum number of links. (Refer to Table 3. Maximum Links)

CLK6C/CL-24AG Dimensions

株式会社 パトライト
PATLITE Corporation

CLK6.-24AG-PDFC-EN-3_3