

Data sheet | Item number: 221-413

COMPACT Splicing Connectors; 3-conductor connector; with operating levers; Max.ambient operating temp. 85 °C

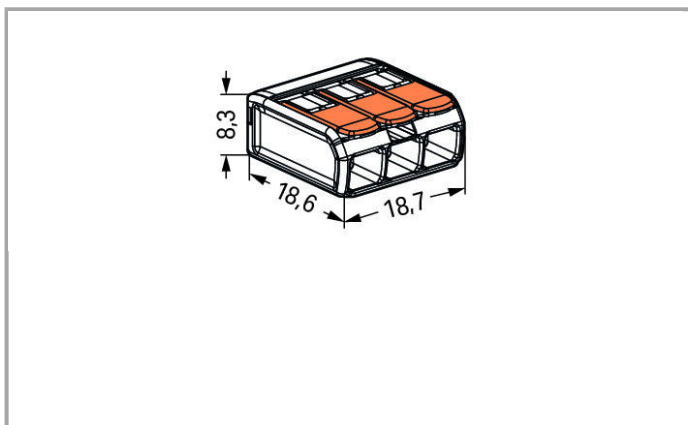


www.wago.com/221-413



RoHS Compliant

[BOMcheck.net](https://www.bomcheck.net)



Data

Electrical data

Ratings per IEC/EN 60664-1

Rated voltage (II / 2)	450 V
Rated impulse voltage (II / 2)	4 kV



Rated current	32 A
Legend (ratings)	(II / 2) \neq Overvoltage category II / Pollution degree 2

Connection data

Connection technology	CAGE CLAMP®
Actuation type	Lever
Connectable conductor materials	Copper
Nominal cross section	4 mm ²
Solid conductor	0.2 ... 4 mm ² / 24 ... 12 AWG
Stranded conductor	0.2 ... 4 mm ² / 24 ... 12 AWG
Fine-stranded conductor	0.14 ... 4 mm ² / 24 ... 12 AWG
Strip length	11 mm / 0.43 Inch
Total number of connection points	3
Total number of potentials	1
Type of wiring	Side-entry wiring

Geometrical Data

Width	18.7 mm / 0.736 inch
Height	8.3 mm / 0.327 inch
Depth	18.6 mm / 0.732 inch

Material Data

Color	transparent
Flammability class per UL94	V2
Weight	2.527 g

Environmental Requirements

Surrounding air (operating) temperature	85 °C
T-Marking per EN 60998	T85

Commercial data

Country of origin	DE
GTIN	4050821808442
Customs Tariff No.	85369010000
Product Group	7 (Push Wire Conn.)

Approvals / Certificates

Country specific Approvals

Logo	Approval	Certificate name



CCA
DEKRA Certification B.V.

71-101731



CCA
DEKRA Certification B.V.

NTR NL-7642

Ship Approvals

Logo	Approval	Certificate name
	ABS American Bureau of Shipping	15-HG1419918-PDA



DNV GL
Det Norske Veritas, Germanischer Lloyd

TAE000015T



LR
Lloyds Register

04/20013 (E6)

UL-Approvals

Logo	Approval	Certificate name
	UL UL International Germany GmbH	E69654
	UL Underwriters Laboratories Inc.	E201573

Compatible products

Mounting adapter



Item no.: 221-500
Mounting carrier; 221 Series - 4 mm²; for DIN-35 rail mounting/screw mounting

www.wago.com/221-500



Item no.: 221-503
Mounting carrier; for 3-conductor terminal blocks; 221 Series - 4 mm²; for screw mounting







www.wago.com/221-503



Item no.: 221-503/000-004
Mounting carrier; for 3-conductor terminal blocks; 221 Series - 4 mm²; for screw mounting

www.wago.com/221-503/000-004

Item no.: 221-513

	Mounting carrier; for 3-conductor terminal blocks; 221 Series - 4 mm ² ; with snap-in mounting foot for horizontal mounting	www.wago.com/221-513
	Item no.: 221-513/000-004 Mounting carrier; for 3-conductor terminal blocks; 221 Series - 4 mm ² ; with snap-in mounting foot for horizontal mounting	www.wago.com/221-513/000-004
	Item no.: 221-523 Mounting carrier; for 3-conductor terminal blocks; 221 Series - 4 mm ² ; with snap-in mounting foot for vertical mounting	www.wago.com/221-523
	Item no.: 221-523/000-004 Mounting carrier; for 3-conductor terminal blocks; 221 Series - 4 mm ² ; with snap-in mounting foot for vertical mounting	www.wago.com/221-523/000-004
	Item no.: 222-505 Strain relief plate; for mounting carrier; 221 or 222 Series, can be snapped	www.wago.com/222-505
	Item no.: 222-510 Angled DIN-rail adapter; in combination with mounting carrier; 221-500 or 222-500; for DIN-35 rail mounting	www.wago.com/222-510

Downloads

Documentation

Bid Text

221-413	Mar 9, 2018	DOC 25.6 kB	Download
---------	-------------	----------------	----------

smartDATA

CAD data

3D Download 221-413	URL	Download
---------------------	-----	----------

Subject to changes.