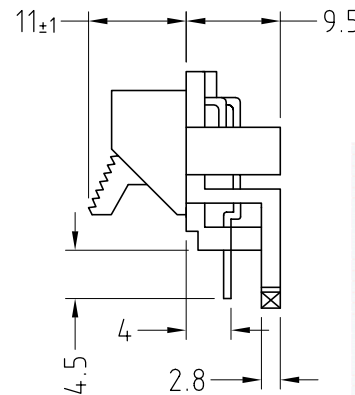
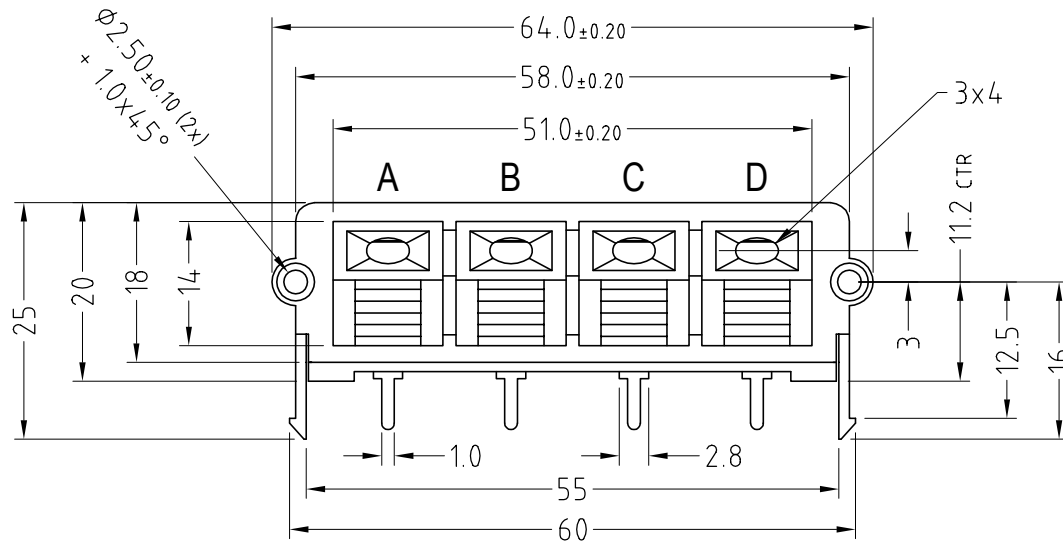



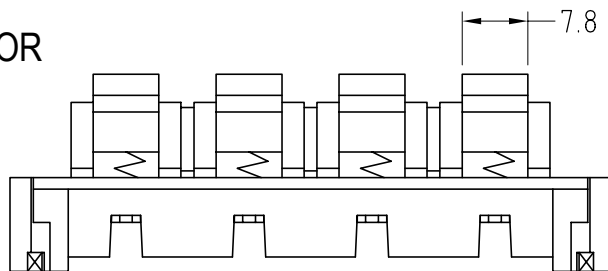
ISS.	AMEND	DATE
1	1st DRAWN	10/09/88
2	BODY COLOUR BLACK	15/06/90
3	UPDATE, VARIANTS DEL	04/10/13



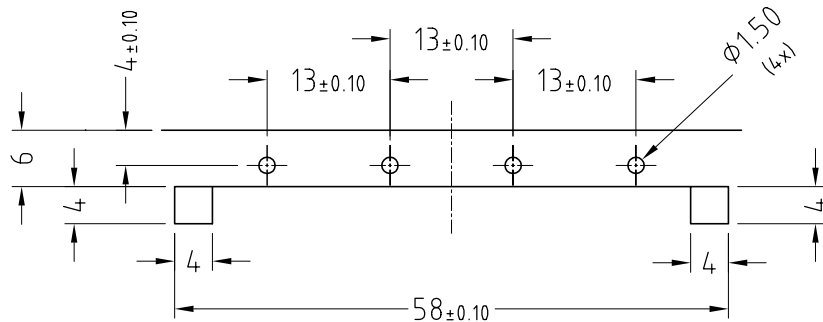
FC681508
SHOWN STD



SEE TABLE FOR COLOURS.



PART No.	A	B	C	D	NOTES
FC681501	RED	RED	BLACK	BLACK	CONTACT SALES
FC681502	BLACK	RED	RED	BLACK	CONTACT SALES
FC681505	RED	BLACK	RED	BLACK	CONTACT SALES
FC681506	BLACK	RED	BLACK	RED	CONTACT SALES
FC681508	RED	BLACK	BLACK	RED	STANDARD



Parameter

- 1) Wire Holding Force
- 2) Clamp Opening Force
- 3) Max Hole Aperture
- 4) Min Operations
- 5) Rating
- 6) Contact Resistance
- 7) Insulation Resistance
- 8) Withstand Voltage
- 9) Temperature Increase

Conditions

- 0.75mm² (18AWG) wire
- Force to fully open
- Clamp fully open
- @ 42V DC
- 0.75mm² copper wire
- Between adjacent terminals
- 500V AC/50Hz
- 4A DC using 2mm² cable 1hr

Specification

- 0.5Kg Min 3Kg Max
- 3Kg Max
- 2mm Min
- 1000+
- 3Amp Max
- 10mΩ Max
- 100mΩ Min @500V DC
- 1 min OK
- 30°C Max

RoHS
COMPLIANT

TOLERANCE
NO DEC. PLACE ±
1 DEC. PLACE ±
2 DEC. PLACE ±
HOLE Ø ±
ANGLES ±
UNLESS OTHERWISE STATED

Cliff Electronic Components Ltd.

76 Holmethorpe Avenue, Holmethorpe Industrial Estate,
Redhill, Surrey, RH1 2PF, England, UK
Tel: 01737-771375 Fax: 01737-766012 Website: www.cliffuk.co.uk

DIMENSIONS IN MILLIMETERS UNLESS OTHERWISE STATED. WORK TO DIMENSIONS. REMOVE ALL BURRS. IF IN DOUBT ASK.

3rd ANGLE PROJECTION:

DO NOT SCALE

MATERIAL: ABS, BRASS, SPRING STEEL

FINISH: AS MOULDED, TIN PLATED

TITLE: 4 POLE PC TERMINAL ASSEMBLY

THE CONTENTS OF THIS DOCUMENT MUST NOT BE COPIED OR DISCLOSED TO A 3rd PARTY WITHOUT WRITTEN PERMISSION OF CLIFF UK. © 1988

DRAWN: T.J.O.

APPROVED: D.P.J.

DRWG. No. FC681501

FORM: A4DRWGH