

MEDISANA®

GB Infrared lamp IR 885

**300
WATT**



MDD 93/42/EWG

**3 JAHRE
GARANTIE**



Art. 88257

CE 0297

Gebrauchsanweisung

Instruction Manual

Mode d'emploi

Istruzioni per l'uso

Instrucciones de manejo

Bitte sorgfältig lesen!

Please read carefully!

A lire attentivement s.v.p.!

Da leggere con attenzione!

¡Por favor lea con cuidado!

Manual de instruções

Gebruiksaanwijzing

Käyttöohje

Bruksanvisning

Οδηγίες χρήσης

Por favor, ler cuidadosamente!

A.u.b. zorgvuldig lezen!

Lue huolellisesti läpi!

Läses noga!

Παρακαλούμε διαβάστε με προσοχή!

GB Instruction Manual

1 Safety Information.....	10
2 Useful Information.....	14
3 Operating.....	15
4 Miscellaneous.....	16
5 Warranty.....	18

Klappen Sie bitte diese Seite auf und lassen Sie sie zur schnellen Orientierung aufgeklappt.

Please fold out this page and leave it folded out for quick reference.

Veillez déplier cette page et la laisser dépliée afin de vous orienter plus rapidement.

Sla deze bladzijde om en laat deze opengeslagen, terwijl u de gebruiksaanwijzing leest.

Aprire questa pagina e lasciarla aperta ai fini di un rapido orientamento.

Por favor, despliegue esta hoja y déjela desplegada para orientarse rápidamente.

Por favor, abra esta página e deixe-a aberta para uma orientação rápida.

Kääntäkää tämä sivu auki ja pitäkää se aukikäännettyinä nopeaa orientaatiota varten.

Vik upp denna sida och lät den vara uppslagen som hjälp till snabb orientering.

Παρακαλούμε ανοίξτε τη σελίδα αυτή και αφήστε την ανοιχτή για γρήγορο προσανατολισμό.

Gerät und Bedienelemente

Device and controls

Appareil et éléments de commande

**Apparecchio ed elementi per la
regolazione**

Dispositivo y elementos de control


Aparelho e elementos de comando



Toestel en bedieningselementen

Laite ja käyttölaitteet

Apparaten och komponenter

Συσκευή και στοιχεία χειρισμού



- GB**
- ① Carrying handle
 - ② Adjustable lamp housing with ceramic glass insert
 - ③ Infrared lamp
 - ④ ON-/OFF - button 
 - ⑤ TIMER - button 
 - ⑥ Base
 - ⑦ LC-Display
 - ⑧ Symbol "Do not touch glass"



IMPORTANT INFORMATION! RETAIN FOR FUTURE USE!

Read the instruction manual carefully before using this device, especially the safety instructions, and keep the instruction manual for future use. Should you give this device to another person, it is vital that you also pass on these instructions for use.

Explanation of symbols



This instruction manual belongs to this device. It contains important information about starting up and operation. Read the instruction manual thoroughly. Non-observance of these instructions can result in serious injury or damage to the device.



WARNING

These warning notes must be observed to prevent any injury to the user.



CAUTION

These notes must be observed to prevent any damage to the device.



NOTE

These notes give you useful additional information on the installation and operation.



Hot surface - Risk of skin burns!



Protection category II



Infrared radiation



LOT number



Manufacturer




Date of manufacture



Safety Information

- Use the device only according to its intended purpose as specified in the instruction manual.
- The warranty will be invalidated if the device is used for purposes other than those for which it is intended.
- Do not use the device if it is not working correctly, if it has been dropped or has fallen into water or has been damaged.
- Do not use the device if the cable or plug is damaged and keep the cable away from hot surfaces.
- Do not attempt to repair the device yourself in the event of a malfunction since this will invalidate the warranty. Repairs should only be carried out by authorised service centres.
- The device is not intended for commercial use.
- Before using make sure that the connecting cable is not damaged. It must not come in contact with the hot surface.
- Before connecting the device to your power supply, please ensure that the supply voltage stated on the rating plate is compatible with your mains supply.
- Make sure that the power socket is always easy to access so that it can be quickly disconnected if necessary.
- Place the device on a firm, level surface during use so that it cannot tip over. Do not attach the device to walls or ceilings.
- Do not leave the device unattended when it is switched on.
- Keep flammable objects such as textiles, glasses and combs away from the range of the infrared lamp.
- Keep the infrared lamp at least 80 cm away from flammable objects.
- Do not use the device unless it is completely dry.
- Do not use the device outdoors or in damp rooms.
- The device must not be used in the immediate vicinity of bathtubs, showers or washbasins filled with water, and must not be used with wet hands.
- Protect the device from moisture.
- Do not immerse the device in water or other fluids.
- If, nonetheless, liquid should penetrate the device, unplug the mains cable immediately.
- Always ensure that your hands are dry when you get hold of the lamp and/or the plug.
- Never carry, pull or rotate the device by the mains cable and never pinch the cable between other objects.
- Do not cover the device when it is warm.
- Protect the device from shocks and vibration.
- Always pull on the plug itself when disconnecting the device from the power supply. Never pull on the power cord!

**• Attention, danger of burns!**

- The bulb resp. the glass ceramic becomes very hot.
- Do not touch the glass ceramic when the device is in use.
During the use, the symbol "Do not touch glass" **8** lights up - always follow this instruction!
- Do not carry the device during use
- Before use, remove any spruce, metals, piercings etc. from the application area!
- Always disconnect the device from the power supply and allow the lamp to cool before touching it.
- Always switch the device off after use, before cleaning and care and in the event of malfunctions during operation by pressing the ON-/OFF-button **4**  and disconnecting the plug from the socket.
- Allow the infrared lamp to cool before putting it away.
- This device is not designed to be used by persons (including children) with limited physical, sensory or mental abilities, or by persons with insufficient experience and/or knowledge, unless under observation by a person responsible for their safety, or unless they have been instructed in the use of the device.
- Children must be supervised to ensure that they do not play with the device.

Important advice - for your health's sake

- Treatment with the **MEDISANA** infrared lamp **IR 885** cannot replace diagnoses and treatment by a physician.
- Treatment after injuries or operations may only be given under the supervision and guidance of a doctor.
- Pain-killers and relaxants reduce the sensitivity of the skin to pain and heat; the same applies to the consumption of alcohol. Consult your doctor before using the device.
- Persons, whose sensitivity is disturbed or impaired may only apply the device according to the instructions of a physician.
- This device is unsuitable for persons who are insensitive to heat.
- Do not treat any parts of the body that have swellings, burns, inflammation, rashes, wounds or other sensitive points.
- Do not use the device on skin that feels painful or numb.
- If the skin becomes irritated, discontinue the treatment and consult a physician.
- Always seek the advice of a doctor in case of doubt and follow his instructions for treatment.
- The distance to the lamp must be at least 30 cm to avoid that the intensity of radiation getting too high and the warmth being felt as painful.

- Do not apply the irradiation to the face. Always close your eyes during radiation in order to avoid retinal injuries; do not look directly into the infrared light. You can also cover your eyes with a swab.
- Avoid using the lamp for long periods, since this can result in skin burns.
- Do not exceed the radiation time of 15 minutes per session.
- The treatment should be pleasant. Stop at once and consult your doctor if you feel pain or if the treatment seems unpleasant.
- Never use the appliance if you are feeling tired or dizzy.
- Consult your family doctor before using the device if you have diabetes or other illnesses.
- Pregnant women should observe the necessary precautions and their personal circumstances; consult your doctor if necessary.
- Do not use or store the appliance, where it may be exposed to noxious fumes or volatile substances.
- Do not operate the device in the vicinity of anaesthetic mixtures, that are inflammable in air or oxygen.
- Do not block the ventilation slots. Never place the device where the ventilation slots may be obstructed during operation. Do not cover the device with a blanket or towel etc, during use.
- Do not insert objects or parts of the body into the ventilation slots.
- Pay attention, that the power cord will be placed in that way, that noone can stumble over it.
- Never touch the glass ceramic during use.
- Under certain circumstances (e.g. when taking medicine, using cosmetics or in relation with specific groceries) allergical skin reactions may occur. In this case, stop the application of the red light and do not use it again.
- To avoid skin dehydration, use a caring and moisturizing skin emollient after each application and apply it to the radiated skin parts.

Thank you very much

Thank you for your confidence in us and congratulations!

The **infrared lamp IR 885** that you have purchased is a top quality product from **MEDISANA**. This device is designed for providing cosmetic and therapeutic treatment using extremely intensive infrared heat that penetrates deep into the skin. In order to achieve the desired effect with your **infrared lamp IR 885** from **MEDISANA** in the long term, we recommend that you read the following information on its use and maintenance carefully.

**2.1
Scope of delivery and packaging**

Please check first of all that the device is complete and is not damaged in any way. In case of doubt, do not use the appliance and contact your supplier or your service centre.

The following parts are included:

- 1 **MEDISANA** Infrared lamp **IR 885**
- 1 Instruction manual and EMC enclosure

The packaging can be reused or recycled. Please dispose properly of any packaging material no longer required. If you notice any transport damage during unpacking, please contact your supplier without delay.

**WARNING**

Please ensure that the polythene packing is kept away from the reach of children! Risk of suffocation!

**2.2
How does infrared radiation work?**

Heat promotes blood circulation and supports the healing process. The infrared lamp generates intensive radiation that is directed to the part of the body that is being treated in the form of light. This light beam has the property of penetrating the skin down to the deepest skin layers. The radiation is then converted into intensive, extremely effective heat in the tissue and muscles. The heat that is generated in this way expands the vessels, encourages the blood flow and stimulates circulation and metabolism. The pores in the skin also expand. Infrared radiation is therefore suitable for both therapeutic and cosmetic treatment. Stimulation of the metabolism reinforces the body's internal defences and accelerates healing processes.

3.1 Application area of the MEDISANA Infrared lamp IR 885

Therapeutic treatment

The **MEDISANA Infrared lamp IR 885** supports domestic therapy and can accompany medical treatment given by a doctor, such as:

- Tension
- Cramps
- Muscular pain

Cosmetic treatment


- The **MEDISANA Infrared lamp IR 885** is suitable for assisting beauty care, particularly in the case of bad skin.


- Remove all traces of make-up before treatment.
- The effect of the infrared radiation opens up the pores in the skin.
- This results in better and more effective cleaning of the skin.
- Creams and other cosmetic substances are absorbed more intensively and quickly by the skin.

No side-effects are known for the treatments mentioned in these usage instructions, provided that all of the safety instructions are followed (see pages 10 – 13). If you do not see an improvement after several treatments, please contact a doctor.

In all other cases that are not mentioned here, infrared radiation therapy must not be carried out before consulting a doctor.

3.2 Operation

- Please follow the safety instructions.
- Place the device on a firm and level surface.
- The device has an adjustable lamp housing **2**, which can be tilted up to 15° downwards resp. up to 30° upwards. This allows an individual positioning in accordance with your personal requirements.
- In order to prevent burns, always grip the lamp housing **2** on the carrying handle **1**, if you wish to change the position.
- Plug the device into the mains and press the ON-/OFF-button **4**  . The device start the radiation. The automatic preset for the radiation time is 15 minutes (countdown timer) and will be displayed in the LC-Display **7** . Also, the symbol "Do not touch glass" **8** lights up at this time.
- The effect of radiation is at its highest the nearer you are to the lamp. However, please operate the device at a distance at which the heat feels comfortable, but no nearer than 30 cm. Increase the distance if the heat feels uncomfortable.
- You may preset the radiation duration with the TIMER-button **5** from 15 to 1 minute(s). With each press on the button, the time preset will be decreased by 1 minute. During the radiation, the time will countdown in the LC-Display **7** . Upon reaching "0" minutes, the radiation will automatically stop and standby-mode will be activated (however, the fan will be working for up to 15 minutes after radiation has stopped in order to cool down the device).

- Press TIMER-button **5** in standby mode to preset a new time duration and to continue the treatment.
- Adjust the length of the session according to your personal level of sensitivity, however this should not exceed 15 minutes per session.
- To switch off the device, press the ON-/OFF-button **4** . The lamp and the LC-Display **7** will go out. The fan may be working for up to 15 minutes after radiation has stopped in order to cool down the device.
- Unplug the device from the mains when treatment has been completed.



IMPORTANT NOTES

- **Do not exceed a radiation time of 15 minutes per session and 2 sessions a day.**
- **The infrared radiation emitted by the device is not suitable for tanning.**
- **During use, an audible operating volume is emitted by the fan of the appliance. This is normal and no sign of a malfunction.**

4 Miscellaneous

4.1 Cleaning and maintenance

- Before cleaning the device unplug it from the mains and allow it to cool.
- Clean the cooled-down device with a damp cloth and rub it dry.
- Do not use aggressive cleaning and scouring materials.
- Never immerse the device in water.
- Please ensure that water does not penetrate the inside of the device. If this is the case, do not use the device again until it is completely dry.
- Store the device in a dry, cool place.

Infrared lamp **3**

Bulbs of a higher power than indicated on the rating plate must not be used. If the infrared lamp is broken, contact the service centre. The following replacements for the light bulb have to be used:

Osram Haloline 230V/300W, R7S or

Philips Plusline Pro Small 230V/300W, R7S.

A fitting replacement bulb can be reordered under **MEDISANA** item number **88259**.

If the glass of the glass ceramic or the light bulb is broken, immediately disconnect the device and do not use the device anymore. **Attention! Danger of injury due to splinters of glass!** Let the device cool down. Contact the service centre.

The light bulb is not part of the guarantee, it won't be replaced free of charge.

4.2 Disposal



This product must not be disposed of together with domestic waste. All users are obliged to hand in all electrical or electronic devices, regardless of whether or not they contain toxic substances, at a municipal or commercial collection point so that they can be disposed of in an environmentally acceptable manner. Consult your municipal authority or your supplier for information about disposal.

4.3 Technical specifications

Name and model	: MEDISANA Infrared lamp IR 885
Current supply	: 220-240V~ 50/60 Hz
Consumption	: 300 W
Infrared radiation	: Type IR-A and IR-B
Operating conditions	: Temperature 10°C - 35°C, rel. humidity 50 - 90 %, Air pressure 700 to 1060 hPa, Elevation 0 to 2000 m above sea level
Storage / Transport conditions	: Temperature -10°C - 50°C, rel. humidity 50 - 90 %
Dimensions L x W x H	: approx. 198 x 295 x 186 mm
Weight	: approx. 1,5 kg
Item number	: 88257
EAN number	: 40 15588 88257 9
Spare bulb	: Item number 88259 (EAN 40 15588 88259 3)

CE 0297

In accordance with our policy of continual product improvement, we reserve the right to make technical and visual changes without notice.

This infrared bulb is certified in accordance with EU guideline 93/42/EEC for medical products. It carries the CE symbol (conformity symbol) "CE 0297". It corresponds to European standards EN 60601-1 and EN 60601-1-2.

Electromagnetic compatibility:

The device complies with the EN 60601-1-2 standard for electromagnetic compatibility. You can find details on this measurement data on the separate enclosure.

Warranty and repair terms Please contact your supplier or the service centre in case of a claim under the warranty. If you have to return the unit, please enclose a copy of your receipt and state what the defect is.

The following warranty terms apply:

1. The warranty period for **MEDISANA** products is three years from date of purchase. In case of a warranty claim, the date of purchase has to be proven by means of the sales receipt or invoice.
2. Defects in material or workmanship will be corrected free of charge within the warranty period.
3. Repairs under warranty do not extend the warranty period either for the unit or for the replacement parts.
4. The following is excluded under the warranty:
 - a. All damage which has arisen due to improper treatment, e.g. nonobservance of the user instructions.
 - b. All damage which is due to repairs or tampering by the customer or unauthorised third parties.
 - c. Damage which has arisen during transport from the manufacturer to the consumer or during transport to the service centre.
 - d. Accessories which are subject to normal wear and tear.
5. Liability for direct or indirect consequential losses caused by the unit are excluded even if the damage to the unit is accepted as a warranty claim.



MEDISANA AG

Jagenbergstraße 19

41468 NEUSS

GERMANY

E-Mail: info@medisana.de

Internet: www.medisana.com

The service centre address is shown on the attached leaflet.



Jagenbergstraße 19

41468 NEUSS

DEUTSCHLAND

eMail: info@medisana.de

Internet: www.medisana.de