














**LED-arrangement list for flush mounted-dimmers**

Legend:	
G0	No limits
G1	Dimming range marginally limited
G2	Weak flickering
G3	Minimal variation in the dimming process (brightness leap)
G4	Delayed switching characteristics (max. 2s)
G5	Partial two-stage closure (brightness leap during switch-on)
O1	Dimming range noticeable limited
O2	Flickering in different brightness level
O3	Flickering during dimming process
O4	Low glowing in switch-off state
O5	Flickering during switch-on (takes some time until solid mode, sometimes several switch operations necessary)
R1	Strong flickering during dimming process
R2	Switches automatically on and off
R3	Very limited dimming range; no dimming possible
R4	No switch-on possible, or switch-off automatically at 100%















\*\* W and VA are measured at max. adjustable brightness / VA max. shows the highest VA-value could be measured  
\* Dimmer-lamp combination is buzzing

LED lamp brand	Description	Lamp-power	measured power without dimmer W/VA/ power factor at 230V	corresponding bulb power	Actuality of lamps	Number of lamps	Dimmer			
							T39.07 / T39.07.1  7-110W/VA LED 3-35 W Rating and Power** in W/VA/VA max.	T39.08 / T39.08.1  20-250W/VA LED 3-85 W Rating and Power** in W/VA/VA max.	T46.03 / T46.03.1  15-150W/VA LED 3-50 W Rating and Power** in W/VA/VA max.	
Philips	Master LEDbulb (762447xx) 	6W	6,3W 9,6VA PF=0,62	40W 470lm	26.02.2014	1	G2	G1	R3	
							6,6/9,1/10,8	6,8/9,1/13,6	6,3/10,1/16,1	
							2	G2	G3	R3
							12,4/18,6/25,7	12,5/18,8/27,1	12,3/20,3/31,5	
							3	G3	G3	R3
	18,3/28,7/42,1	18,5/28,7/38,1	18,6/31,1/45,6							
	4	G3	G3	R3						
	24,6/38,5/44,4	24,4/38,3/51,4	24,6/40,7/62,6							
	5	G3	G3	R3						
	30,6/48,8/61,8	30,4/48,9/63,9	30,9/50,9/74,5							
	LED 40W Warmglow E14 WW 230V P48 CL D/4 	6W	6,7W 6,7VA PF=0,88	40W 470lm	10.05.2015	1	O1/G3	G3	O1	
							6,1/7,4/8,2	6,2/7,4/8,3	5,9/6,2/6,2	
							2	O1/G3	G3	O1
							11,6/15,1/16,8	11,5/15,1/17,1	11,1/12,9/13	
	3	O1/G3	G3	O1						
	17,1/22,9/25,5	17,1/22,8/25,6	16,6/19,7/19,8							
	4	O1/G3	G3/G2	O1						
	22,4/30,6/33,3	22,8/30,3/34,4	21,8/26,5/26,5							
	LED 40W E27 WW 230V A60M FR D/4 	6W	6,2W 6,8VA PF=0,83	40W 470lm	10.05.2015	1	O1/G3	O1/G3	R3	
							5,9/8,8/10,6	6,2/9/11,1	5,6/6,4/6,4	
2							O1/G3	O1/G3	R3	
11,5/17,9/21,4*							11,7/17,9/21,9	10,9/13,2/13,3		
3	O1/G3	O1/G3	R3							
16,9/27,2/32,2*	17,2/26,8/32,6*	16,1/20,2/20,3								
4	O1/G3	O1/G3	R3							
22,1/37,5/43,3*	22,4/35,8/44,3*	21,1/26,9/26,9								
LED Warmglow 40W E27 WW 230V A60 CL D/4 	6W	6,8W 8,3VA PF=0,84	40W 470lm	10.05.2015	1	O1/G3	G3/G1	O1		
						6,9/9,3/11,4	6,5/9,6/11,9	6,4/7,2/7,2		
						2	O1/G3	G3/G2	O1	
						12,7/19,1/23,6	12,6/19,3/23,7	12,3/15,1/15,1		
3	O1/G3	O2/G3	O1							
18,8/29,1/35,3	18,9/28,9/35,5*	18,3/22,8/22,9								
4	O1/G3	O2/G3	O1							
25,1/39,4/47,9	25,5/39,1/47,8*	24,6/31,1/31,2								
Master LED Bulb MV (193487xx) 	8W	8,5W 12,4VA PF=0,69	40W 470lm		1	G3	G2	O3		
						8,2/17,8/20,4	9/19,8/22,5	2,5/4,7/9,5		
						2	G3	G3	O3	
						16,9/34,3/39,1	17,9/36,3/40	4,4/8,9/23,5		
						3	G3	G3	O3	
						25,4/47,2/59,2	36,4/49,3/64,2	6,4/13,2/32,3		
4	G3	G3	O3							
33,7/58,3/82,2	35,3/61,6/85,7	8,4/17,5/44,8								
5	G3	G3	O3							
44,8/69,3/111,3	44,4/70,6/109,3	11,9/25,5/61,5								
6	-	G3	O3							
-	53/77,9/132,2	14,6/31,3/73,8								
LED Warmglow 60W E27 WW 230V A60 CL D/4 	9W	10,7W 11,8VA PF=0,90	60W 806lm	10.05.2015	1	O1/G3	G3	O1		
						9,8/11,3/12,1	9,9/11,6/12,5	9,2/10,3/10,3		
						2	O1/G3	G1	O1	
						19,2/23,4/24,9	19,4/23,8/25,3	18,5/21,3/21,3		
3	O1/G3	G1	O1							
29,2/36,1/38,5	29,2/35,9/38,5	27,5/32,3/32,3								
4	-	G1	O1							
-	38,2/47,3/50,8	36,1/42,6/42,6								
CorePro LEDbulb (747413xx) 	9,5W	11,2W 12,3VA PF=0,86	60W 806lm	19.02.2015	1	G3	G3	G3		
						10,5/13,9/15,5	10,4/13,9/16,6	9,3/11,6/11,6		
						2	G3	G3	O1	
						20,5/27,7/30,5	20,4/27,6/30,6	18,4/23,6/23,6		
						3	G3	G3	O1	
29,8/40,6/46	29,8/40,1/45,8	26,8/34,3/34,3								
4	G3	G3	O1							
39,6/54,2/61	39,4/53,5/61	36/45,3/45,3								
5	G3	G3	O1							
48,7/67,2/75,4	48,5/66,4/76,1	43,8/55,9/55,9								
LED 60W E27 WW 230V A60M FR D/4 	9,5W	11,4W 12,9VA PF=0,83	60W 806lm	05.10.2015	1	O1	G2	O1		
						10,8/14,8/18,1	10,8/15,1/18,3	9,6/11,7/11,8		
						2	O1	G2	O1	
						21,3/30,7/36,6	21,3/30,5/36,8	18,8/23,6/23,6		
3	O1	G2	O1							
32,2/45,1/54,3	30,8/46,1/57,8	27,3/35,6/35,6								
4	-	G2	O1							
-	41,2/61,9/75,2	36,6/47,8/47,8								
LED 75W E27 WW 230V A60M FR D/4 	11,5W	14,1W 15,9VA PF=0,86	75W 1055lm	05.10.2015	1	G3/G1	G2	O1		
						12,5/17,3/20,9	12,4/17,4/21,1	11,2/13,6/13,6		
						2	O1/G3	G1	O1	
						24,4/35,5/42,1	24,1/35,1/42,5	21,9/27,5/27,5		
3	O1/G3	G3	O1							
38,1/54,1/63,2	37,9/53,6/63,7	33,9/43/43,2								
4	O1/G3	G2	O1							
49,1/72,1/84,5	49,1/71,1/84,9	44,5/56,9/56,9								
Master LED Bulb MV Dimable (934489xx) 	12W	12,8W 15,3VA PF=0,84	60W 806lm	not available any more	1	G0	G2	G2		
						10,4/15,3/15,4	11/16,2/16,2	12,5/16,1/16,2		
						2	G2	G2	G2	
						21/31,2/31,6	21,2/31,9/31,9	21,2/28,5/29		
3	G2	G2	G2							
32,2/47,2/47,4	32,7/48,7/48,7	30,3/40,5/40,8								
4	G2	G2	G2							
44,5/63,8/64	44,2/66/66	41,1/55/55,3								
Master LEDbulb						1	G1	G1	O1	

**LED-arrangement list for flush mounted-dimmers**

Legend:	
G0	No limits
G1	Dimming range marginally limited
G2	Weak flickering
G3	Minimal variation in the dimming process (brightness leap)
G4	Delayed switching characteristics (max. 2s)
G5	Partial two-stage closure (brightness leap during switch-on)
O1	Dimming range noticeable limited
O2	Flickering in different brightness level
O3	Flickering during dimming process
O4	Low glowing in switch-off state
O5	Flickering during switch-on (takes some time until solid mode, sometimes several switch operations necessary)
R1	Strong flickering during dimming process
R2	Switches automatically on and off
R3	Very limited dimming range; no dimming possible
R4	No switch-on possible, or switch-off automatically at 100%











\*\* W and VA are measured at max. adjustable brightness / VA max. shows the highest VA-value could be measured  
\* Dimmer-lamp combination is buzzing

LED lamp brand	Description	Lamp-power	measured power without dimmer W/VA/ power factor at 230V	corresponding bulb power	Actuality of lamps	Number of lamps	Dimmer			
							T39.07 / T39.07.1  7-110W/VA LED 3-35 W	T39.08 / T39.08.1  20-250W/VA LED 3-85 W	T46.03 / T46.03.1  15-150W/VA LED 3-50 W	
		12W	11,3W 11,7VA PF=0,92	60W 806lm			1	12,1/21,3/24,1	12/20,7/23,2	11,4/18,4/18,5
							2	G1	G1	O1
							3	23,5/42,3/47,1	23,3/40,6/45,6	23,5/35,9/36,3
							4	35,1/63,6/70,7	35,1/62,5/70,2	33,8/54,2/54,5
	Master LEDbulb MV (758525xx) 	13W	13,9W 14,9VA PF=0,9	75W 1055lm	19.02.2015		1	46,6/84,4/92,5	46,4/84,1/93,7	44,7/73,7/75,2
							2	G0	G0	O1
							3	14,8/24/29,2	14,8/23,4/29,1	14,3/20,6/20,9
							4	29,6/49,3/58,6	29,5/47,7/57,7	28,5/41,8/42
	LED 100W E27 WW 230V A67 FR D/4 	16W	20,4W 22,1VA PF=0,90	100W 1521lm	05.10.2015		1	44,2/72,1/83,8	44/71,8/87,5	42,9/63,3/63,3
							2	G1	G1	O1
							3	58,2/95,5/109,8	58,1/96,6/113,2	56,8/85,9/85,9
							4	G2/G1	G1	O1
	Master LED Bulb MV Dimmable (193463xx) 	17W	16,8W 21,7VA PF=0,75	75W 1055lm	not available any more		1	18,2/22,7/25,1	18,1/22,6/25,3	16,7/19,4/19,5
							2	G2/G1	G1	O1
							3	35,6/45,6/49,1	36/45,7/50,2	33,4/39,6/39,6
							4	-	52,6/68,1/75,7	49,3/59,1/59,1
	LED 40W E14 WW 230V R50 36D DIM/4 	4,5W	5,2W 6,4VA PF=0,81	40W 255lm	05.10.2015		1	-	70,3/90,9/101,1	-
							2	G0	G0	G3
							3	16,7/25,3/29,3	17,5/27,5/34,1	15,2/20,5/20,8
							4	G0	G0	G3
	LED 60W E27 WW 230V R63 36D DIM/4 	5,7W	6,1W 7,3VA PF=0,75	60W 345lm	05.10.2015		1	33,7/48/54,9	33,7/51,2/62,4	29,8/39,8/40,1
							2	G0	G0	G3
							3	50/72,5/87,8	50,6/75/96,3	44,7/59,4/60,2
							4	G0	G0	G3
	Master LEDspot PAR 20 MV Dimmable (933987xx) 	7W	6,5W 8,8VA PF=0,69	50W	not available any more		1	67,5/96/123,1	67,9/98,8/129,8	60/80,5/81,4
							2	-	85/122,2/164,5	75/99,8/101,1
							3	G2	G2	O1
							4	G2	G1	O1
	LED 40W E14 WW 230V R50 36D DIM/4 	4,5W	5,2W 6,4VA PF=0,81	40W 255lm	05.10.2015		1	8,9/13/15,2	9,2/13,2/15,4	8,9/10,8/11
							2	G2	G1	O1
							3	13,2/19,6/22,7	13,4/19,6/22,6	12,8/16,6/16,7
							4	G2	G1	O1
	LED 60W E27 WW 230V R63 36D DIM/4 	5,7W	6,1W 7,3VA PF=0,75	60W 345lm	05.10.2015		1	17,6/26,2/30,4	17,7/26,1/31,1	17,1/22,4/22,4
							2	G2	G2	O1
							3	5,6/10,9/14,9	5,7/11,1/15,4	5,7/7,1/7,1
							4	G2	G2	O1
	Master LEDspot PAR 20 MV Dimmable (933987xx) 	7W	6,5W 8,8VA PF=0,69	50W	not available any more		1	10,9/23,1/32,1	10,9/22,8/31,1	11,1/15,1/15,1
							2	G2	G3	O1
							3	16,9/36,5/47,2	16,1/34,6/47,5	16,5/23,1/23,1
							4	G2	G3	O1
	Master LEDspot PAR 20 MV Dimmable (933987xx) 	7W	6,5W 8,8VA PF=0,69	50W	not available any more		1	27,1/49,8/63,4	21,4/46,4/64,6	22,1/31/31,1
							2	G0	G1	R3
							3	7,2/12,1/17,6	7,4/11,9/18,2	3,5/6,8/10,3
							4	G0	G1	R3
	Master LEDspot PAR 20 MV Dimmable (933987xx) 	7W	6,5W 8,8VA PF=0,69	50W	not available any more		1	13,3/19,2/35,2	13,8/19,9/36,1	12,8/21,4/21,9
							2	G1	G1	R3
							3	22,2/47,7/53,5	22,3/46,3/54,5	19,2/32,6/33,2
							4	G1	G1	R1
	Master LEDspot PAR 20 MV Dimmable (933987xx) 	7W	6,5W 8,8VA PF=0,69	50W	not available any more		1	28,4/63,7/72,4	28,8/57,6/74,2	25,5/43,1/44,3
							2	G1	O3	R1
							3	4,1/13,5/17,7	4,2/14,2/17,9	1,5/2,7/5,9
							4	G2	O3	R1
	Master LEDspot PAR 20 MV Dimmable (933987xx) 	7W	6,5W 8,8VA PF=0,69	50W	not available any more		1	7,5/27,5/30,7	8/29/31,2	2,5/5,2/11,7
							2	G2	O3	R1
							3	10,9/36,7/37,7	11,5/39,8/39,8	3,6/8/17,7
							4	G3	G3	R1
	Master LEDspot PAR 20 MV Dimmable (933987xx) 	7W	6,5W 8,8VA PF=0,69	50W	not available any more		1	14,8/48,4/67,4	15,2/51,1/70,4	4,6/10,4/23,4
							2	G1	G1	R3
							3	3,8/4,9/5,9	3,7/4,9/6,2	3,3/3,6/3,6
							4	G2	G2	R3
	Master LEDspot PAR 20 MV Dimmable (933987xx) 	7W	6,5W 8,8VA PF=0,69	50W	not available any more		1	6,8/10,1/12,2	6,9/10,2/12,4	6,5/7,6/7,6
							2	G2	G2	O1
							3	9,8/14,9/18,2	9,8/15,3/18,3	9,6/11,5/11,6
							4	G2	G2	O1
	Master LEDspot PAR 20 MV Dimmable (933987xx) 	7W	6,5W 8,8VA PF=0,69	50W	not available any more		1	13,1/20,1/23,9	12,8/20,3/24,2	13,1/15,4/15,5
							2	G2	G2	O1
							3	16,5/25,1/30,3	15,9/25,5/30,5	15,9/19,3/19,4
							4	R3	O1	R3
	Master LEDspot PAR 20 MV Dimmable (933987xx) 	7W	6,5W 8,8VA PF=0,69	50W	not available any more		1	4,5/8,6/14,3	4,1/12,7/15,8	3,8/5,9/8,6
							2	G0	G1	R1
							3	8,1/12,8/25,5	8,3/13,6/25,3	7,5/12,7/18,2
							4	G3	G3	R1
	Master LEDspot PAR 20 MV Dimmable (933987xx) 	7W	6,5W 8,8VA PF=0,69	50W	not available any more		1	11,6/17,8/37,3	11,5/17,9/35,4	11,1/18,5/27,1
							2	G3	G3	R1
							3	15,4/23,6/41,3	15,6/23,3/44,5	15/25,5/36,9
							4	G2	G3	R1
	Master LEDspot PAR 20 MV Dimmable (933987xx) 	7W	6,5W 8,8VA PF=0,69	50W	not available any more		1	19/29,3/46,2	19,2/28,6/55,3	18,5/31,4/46
							2	G3	G3	R1
							3	22,7/34,1/61,2	22,8/34,5/64,1	22,5/36,4/54,4
							4	G3	G3	R1
	Master LEDspot PAR 20 MV Dimmable (933987xx) 	7W	6,5W 8,8VA PF=0,69	50W	not available any more		1	26,3/40,2/71,2	26,4/40,1/74,1	26,4/41,9/61,5
							2	G3	G3	R1
							3	26,3/40,2/71,2	26,4/40,1/74,1	26,4/41,9/61,5
							4	G3	G3	R1

**LED-arrangement list for flush mounted-dimmers**

Legend:	
G0	No limits
G1	Dimming range marginally limited
G2	Weak flickering
G3	Minimal variation in the dimming process (brightness leap)
G4	Delayed switching characteristics (max. 2s)
G5	Partial two-stage closure (brightness leap during switch-on)
O1	Dimming range noticeable limited
O2	Flickering in different brightness level
O3	Flickering during dimming process
O4	Low glowing in switch-off state
O5	Flickering during switch-on (takes some time until solid mode, sometimes several switch operations necessary)
R1	Strong flickering during dimming process
R2	Switches automatically on and off
R3	Very limited dimming range; no dimming possible
R4	No switch-on possible, or switch-off automatically at 100%













\*\* W and VA are measured at max. adjustable brightness / VA max. shows the highest VA-value could be measured  
\* Dimmer-lamp combination is buzzing

LED lamp brand	Description	Lamp-power	measured power without dimmer W/VA/ power factor at 230V	corresponding bulb power	Actuality of lamps	Number of lamps	Dimmer							
							T39.07 / T39.07.1  7-110W/VA LED 3-35 W Rating and Power** in W/VA/VA max.	T39.08 / T39.08.1  20-250W/VA LED 3-85 W Rating and Power** in W/VA/VA max.	T46.03 / T46.03.1  15-150W/VA LED 3-50 W Rating and Power** in W/VA/VA max.					
EHMANN	LED Warmglow 25W WW B38 CL D4 	4W	4,2W 4,5VA PF=0,85	25W 250lm	05.10.2015	8	G3 29,7/44,8/81,1	G3 30/45,1/83,2	R1 29/47,6/70,4					
						9	G3 33,3/51,1/90,5	G3 33,7/50,8/94	R1 33,1/53,5/78,9					
						1	O1 4,2/5,2/6	O1/G2 4,1/5,4/6,4	O1 3,9/4,1/4,1					
							O1/G2 7,9/10,5/12,4	O2/O1 7,9/10,8/12,5	O1 7,6/8,8/8,8					
							O1/G2 11,5/16,6/19,5	O2 11,2/16,8/19,6	O1 11,1/13,5/13,6					
							O1/G2 15,2/21,9/25,4	O2 15,4/22/25,4	O1 14,9/18,4/18,4					
						2	O1 4,2/5,2/6	O1/G2 4,1/5,4/6,4	O1 3,9/4,1/4,1					
							O1/G2 7,9/10,5/12,4	O2/O1 7,9/10,8/12,5	O1 7,6/8,8/8,8					
							O1/G2 11,5/16,6/19,5	O2 11,2/16,8/19,6	O1 11,1/13,5/13,6					
							O1/G2 15,2/21,9/25,4	O2 15,4/22/25,4	O1 14,9/18,4/18,4					
						3	G3/G1 6,1/7,2/8,1	G3/G1 5,9/7,3/8,2	O1/G3 5,4/6,1/6,2					
							O1/G3 11,2/14,7/16,3	O1/G3 11,2/14,7/16,7	O1/G3 10,8/12,6/12,6					
							O1/G3 16,7/22,2/24,7	O1/G3 16,7/22,3/24,4	O1/G3 16,2/19,2/19,2					
							O1/G3 22,5/29,9/32,9	O1/G3 22,5/29,9/33,3	O1/G3 21,5/25,9/25,9					
						4	G0 6,7/7,5/8,2	G0 6,8/7,6/8,5	O1 6,5/6,7/6,7					
							G0 12,9/15,6/16,8	G0 12,8/15,6/17,1	O1 12,5/13,8/13,9					
							G0 19,1/23,7/25,1	G0 19,3/23,6/25,6	O1 18,7/20,9/20,9					
							G0 25,2/31,6/33,8	G0 25,8/31,7/34,4	O1 24,7/28,1/28,1					
							G0 31,3/39,7/42,3	G0 31,8/39,6/42,8	O1 30,5/35,2/35,2					
						Master LED Candle (741824xx) 	6,2W	6,9W 6,7VA PF=0,92	40W 470lm	26.02.2014	1	G0 6,7/7,5/8,2	G0 6,8/7,6/8,5	O1 6,5/6,7/6,7
											2	G0 12,9/15,6/16,8	G0 12,8/15,6/17,1	O1 12,5/13,8/13,9
											3	G0 19,1/23,7/25,1	G0 19,3/23,6/25,6	O1 18,7/20,9/20,9
											4	G0 25,2/31,6/33,8	G0 25,8/31,7/34,4	O1 24,7/28,1/28,1
											5	G0 31,3/39,7/42,3	G0 31,8/39,6/42,8	O1 30,5/35,2/35,2
Master LEDspot MV Dimmable (192343xx) 	4W	3,5W 5,1VA PF=0,65	35W		1						G3 4,8/7/14,4	G3 4,3/6,5/14	R1 -	
					2						G3 8,3/12,1/25,4	G3 8,5/12,5/25,4	R3 7,8/12,7/18,1	
					3						G3 11,8/18,1/36,8	G3 12/18,1/36,7	R3 11,4/18,7/27,1	
					4						G3 15,4/25,3/47,3	G3 15,8/27,8/48,4	R3 14,9/24,8/34,3	
					5						G3 20/45,1/59,7	G3 19,6/36,9/61,1	R1 18,5/30,5/43,6	
Master LEDspot MV Dimmable NEU (697046xx) 	4W	4,3W 6,4VA PF=0,66	35W 235lm		1	G3 4,7/6,7/13,1	G3 4,8/7,4/12,8	R3 4,1/4,7/9,6						
					2	G3 8,8/13/21,1	G3 8,7/12,9/23,7	R3 8,3/13,6/19,4						
					3	G3 12,9/19,6/36,8	G3 12,7/19,1/34,6	R1 -						
					4	G3 17,6/40,3/48,5	G3 17,1/32,3/47,7	R1 -						
					5	G3 22,2/52,2/59,5	G3 21,6/44,7/58,5	R1 -						
					6	G3 26,4/61/73,5	G3 26,2/58,3/71,1	R1 -						
					7	G3 30,4/69,2/84,7	G3 30,1/68,1/83,5	R1 -						
					8	G3 34,2/74,1/96,1	G3 34,1/74,5/96,5	R1 -						
					9	G3 38,1/75,7/107,9	G3 38,4/78,7/110,7	R1 -						
					10	-	G3 41,7/76,9/113,2	R1 -						
LED 35W GU10 WW 230V 36D Silver DIM/4 	4W	4,3W 4,3VA PF=0,85	35W 250lm	05.10.2015	1	O1/G2 3,9/5,6/6,6	G1 4,1/5,7/7	O1 3,8/3,9/4						
					2	O1/G2 7,8/11,3/13,8	G2 7,8/11,6/14,1	O1 7,5/8,7/8,7						
					3	O1/G2 11,5/17,3/20,8	G2 11,4/17,4/21,3	O1 11,4/13,6/13,6						
					4	G3/G2 15,2/22,8/27,4	G1 14,9/23,1/27,8	O1 14,9/18,1/18,1						
LED 35W GU10 WW 230V 36D DIM/4 	4W	4,4W 5,4VA PF=0,82	35W 280lm	05.10.2015	1	O1/G3 4,4/5,9/7,1	G3 4,5/6,3/7,3	R3 4,1/4,4/4,5						
					2	O1/G3 8,6/12,1/14,3	G3 8,4/12,4/14,5	O1 8,1/9,5/9,5						
					3	O1/G3 12,3/18,3/21,7	G3 12,4/18,5/21,6	O1 11,9/14,6/14,6						
					4	O1/G3 16,2/24,4/28,6	G3 16,2/24,1/28,2	O1 15,7/19,4/19,7						
LED 50W GU10 CW 230V 36D Silver DIM/4 	5,5W	6,1W 6,2VA PF=0,88	50W 370lm	05.10.2015	1	G0 5,8/6,7/7,5	G2 5,9/7/7,8	O1 5,3/5,8/6						
					2	G0 11,2/14,1/15,8	G2 11,2/14,3/16,1	O1 10,7/12,3/12,3						
					3	O1 -	G0 -	O1 -						

**LED-arrangement list for flush mounted-dimmers**

Legend:	
G0	No limits
G1	Dimming range marginally limited
G2	Weak flickering
G3	Minimal variation in the dimming process (brightness leap)
G4	Delayed switching characteristics (max. 2s)
G5	Partial two-stage closure (brightness leap during switch-on)
O1	Dimming range noticeable limited
O2	Flickering in different brightness level
O3	Flickering during dimming process
O4	Low glowing in switch-off state
O5	Flickering during switch-on (takes some time until solid mode, sometimes several switch operations necessary)
R1	Strong flickering during dimming process
R2	Switches automatically on and off
R3	Very limited dimming range; no dimming possible
R4	No switch-on possible, or switch-off automatically at 100%


















\*\* W and VA are measured at max. adjustable brightness / VA max. shows the highest VA-value could be measured  
\* Dimmer-lamp combination is buzzing

LED lamp brand	Description	Lamp-power	measured power without dimmer W/VA/ power factor at 230V	corresponding bulb power	Actuality of lamps	Number of lamps	Dimmer			
							T39.07 / T39.07.1  7-110W/VA LED 3-35 W Rating and Power** in W/VA/VA max.	T39.08 / T39.08.1  20-250W/VA LED 3-85 W Rating and Power** in W/VA/VA max.	T46.03 / T46.03.1  15-150W/VA LED 3-50 W Rating and Power** in W/VA/VA max.	
Osram	LED 50W GU10 WW 230V 36D Silver DIM/4 	5,5W	6,1W 6,3VA PF=0,88	50W 350lm	05.10.2015	3	16,4/21,3/24,1	16,6/21,3/23,8	15,6/18,5/18,5	
						4	O1 21,6/28,5/32,1	G0 21,8/28,4/31,6	O1 20,8/24,7/24,7	
						1	G0 5,8/6,7/7,5	G2 5,9/7/7,8	O1 5,3/5,8/6	
						2	G0 11,2/14,1/15,8	G0 11,2/14,3/16,1	O1 10,7/12,3/12,3	
						3	O1 16,4/21,3/24,1	G0 16,6/21,3/23,8	O1 15,6/18,5/18,5	
	Master LEDspot GU10 MV Dimmable (210757xx) 	6W	6,5W 8,6VA PF=0,69	50W		1	G3/G1 7/10,9/17,3	G3 7/11,1/18,8	R1 -	
						2	G3/G1 13,1/19,8/33,6	G2/G2 12,9/19,4/37	R3/O2 12,5/19,3/22,5	
						3	G3/G1 20,1/27,6/49,1	O2/G3 19,5/28,4/55,7	R3/R1 -	
						4	G3/G1 29,9/35,8/54,8	G3 25,7/37,1/73,7	R1 -	
						5	-	G3 32,1/36,9/90,1	R1 -	
	Master LEDspot GU10 MV Dimmable (860412xx) Master LEDspot MV DimTone (155072xx) Master LEDspot GU10 MV Dimmable (193647xx) 	7W	7,2W / 9,7VA PF=0,7 7,1W / 9,3VA PF=0,69	50W		1	G0 6,5/11,8/14,7	G0 7,2/11,9/15,4	R1 -	
						1	G1 7/11,2/14,5	G2 7,1/11,2/14,6	R1 -	
	Osram	Parathom Classic A40 Advanced 	6W	6,4W 6,3VA PF=0,91	40W 470lm		1	G3 8,6/13,6/15,2	G2 8,8/14,1/16,1	O1 7,7/10,3/10,4
							2	G3 16,6/27,3/28,7	G3 17/27,8/30,1	O1 15,2/20,6/20,7
							3	G3 24,6/39,1/39,2	G3 24,8/39,8/40,2	O1 22,8/31/31
4							G3 32,2/54,7/61	G3 33,3/54,9/63	O1 30/40,4/40,4	
5							G1 40,8/69,1/76,3	G3 41,5/68,9/78,9	O1 37,8/51,1/51,1	
Parathom Classic A60 Advanced 		10W	10,2W 10,1VA PF=0,96	60W 806lm		1	G2 12,2/16,5/18,2	G2 12,6/17,2/19,2	O1 11,8/14/14,1	
						2	G2 24/33,5/34,2	O2 24,7/34,2/25,8	O1 23,5/28,1/28,3	
						3	G0 35,5/50,5/54,4	O2 36,5/50,5/56,9	O1 34,8/41,1/41,3	
						4	G0 47,2/66,7/73,4	O2 48,4/67,8/75,7	O1 44,3/55,2/55,3	
						5	G0 58,5/83,4/91,5	O2 60,2/85/94,1	O1 57,7&69,2&69,5	
Parathom Classic A60 Advanced 		10W	10,6W 10,4VA PF=0,96	60W 810lm		1	G1 12,5/17/18,6	G2 12,6/17,3/19,5	O1 12,2/14,4/14,6	
						2	G1 24,6/34,3/35,3	G2 24,6/34,2/35,8	O1 24/28,9/29,1	
						3	G1 36,1/50,7/56	O2 36,6/50,6/56,8	O1 35,6/42,2/42,3	
						4	G1 48,5/64,8/74,3*	O2 48,5/67,7/75,9	O1 47,5/56,2/56,2	
Parathom Classic A40 Advanced 		7,5W	8,2W 8,9VA PF=0,92	40W 470lm		1	G0 7,9/10,5/13,3*	G3 8,1/10,8/13,7	O1 8,1/8,8/11,2	
	2					G0 15,7/20,7/26,2*	G3 16,1/21,2/26,1*	O1 13,2/15,5/15,7		
	3					G0 24,2/31,8/35,3*	G3 24,2/31,6/35,7*	O2 21,2/24,4/24,8		
	4					G0 31,4/41,1/52,8*	G3 33,5/42,2/54,1*	R3 25,5/29,7/30,1		
	5					G0 39,9/51,7/66,1*	G3 40,8/52/67,5*	O3 31,6/36,9/37,1		
Parathom Classic A60 Advanced 	12W	12,2W 12,1VA PF=0,96	60W 810lm		1	G1 10,4/13/14,8*	G2 11,5/14,1/15,9	O1 10,1/11,2/11,2		
					2	G1 20,3/25,6/29*	G2 22,4/27,7/30,1	O1 18,8/20,9/21		
					3	G1 31,5/39,3/45,1*	G3 33,6/40,7/45,5	O1 27,9/31,3/31,5		
					4	G1 42,6/52,4/59,5*	G3 44,8/53,8/60,1	O1 38,3/41,9/42		
					5	G1 53,4/65,4/74,1*	G3 55,5/66,3/75,4	O1 47/51,7/52,9		
PARATHOM CLASSIC A 60 ADV E27 FR (Prod.-Code: 4052899911208) 	10W	10,1W 9,7VA PF=0,97	60W 806lm	26.02.2014	1	G2 11,9/15,2/15,5	G2 11,7/15,1/15,4	O1 10,9/13,7/13,7		
					2	G2 23,2/31,1/31,4	G2 22,8/30,1/31	O1 21,3/27,6/27,6		
					3	G3 33,9/47,3/48	G2 33,9/45,5/46,7	O1 31,1/41,7/41,7		
					4	G3 44,6/62,7/64,1	G2 44,8/61,5/63	O1 41,6/55,7/55,8		
					5	G3 55,3/78,4/80,3	G2 55,6/76,9/79,3	O1 51,4/69,7/69,9		

**LED-arrangement list for flush mounted-dimmers**

Legend:	
G0	No limits
G1	Dimming range marginally limited
G2	Weak flickering
G3	Minimal variation in the dimming process (brightness leap)
G4	Delayed switching characteristics (max. 2s)
G5	Partial two-stage closure (brightness leap during switch-on)
O1	Dimming range noticeable limited
O2	Flickering in different brightness level
O3	Flickering during dimming process
O4	Low glowing in switch-off state
O5	Flickering during switch-on (takes some time until solid mode, sometimes several switch operations necessary)
R1	Strong flickering during dimming process
R2	Switches automatically on and off
R3	Very limited dimming range; no dimming possible
R4	No switch-on possible, or switch-off automatically at 100%













\*\* W and VA are measured at max. adjustable brightness / VA max. shows the highest VA-value could be measured  
\* Dimmer-lamp combination is buzzing

LED lamp brand	Description	Lamp-power	measured power without dimmer W/VA/ power factor at 230V	corresponding bulb power	Actuality of lamps	Number of lamps	Dimmer			
							T39.07 / T39.07.1  7-110W/VA LED 3-35 W Rating and Power** in W/VA/VA max.	T39.08 / T39.08.1  20-250W/VA LED 3-85 W Rating and Power** in W/VA/VA max.	T46.03 / T46.03.1  15-150W/VA LED 3-50 W Rating and Power** in W/VA/VA max.	
Parathom	PARATHOM CLASSIC P25 (Prod.-Code: 4052899911468) 	4W	4,1W 4,1VA PF=0,89	25W 250lm	26.02.2014	1	G2	G2	R3	
							4,5/8,2/11,1	4,3/8,7/10,1	4,2/8,8/9,2	
							G2	G2	O1	
							7,6/19/21,2	8,6/16,3/20,6	8,5/18,8/19,1	
							G2	G2	O1	
	PARATHOM CLASSIC A40 (Prod.-Code: 4052899924444) 	6W	5,9W 5,5VA PF=0,94	40W 470lm	26.02.2014	1	G3	G2	O1	
							7,4/11,4/13,1	7,4/11,6/13,3	6,4/9,2/9,2	
							G3	G2	O1	
							14,3/23,7/26,3	14,2/23,3/26,1	12,8/19,1/19,1	
							G3	G2	O1	
	Parathom Classic B25 Advanced 	4,5W	4,6W / 8,1VA PF=0,52	25W 250lm	26.02.2014	1	G5	G0	O1	
							5,3/9,4/12,5	5,5/12,7/13,5	5,9/8,9/8,8	
							G0	G0	O1	
							6,9/9,1/10,5	6,6/8,7/10,1	6,3/6,9/7,1	
							G0	G0	O1	
PARATHOM CLASSIC B 25 ADV E14 (Prod.-Code: 4008321994035) 	6W	6W 6,9VA PF=0,88	40W 470lm	26.02.2014	1	G0	G0	O1		
						13,1/17,5/19,3	13,1/17,6/20,1	12,7/14,7/14,7		
						G0	G0	O1		
						19,3/26,2/29,2	18,9/26,2/29,6	19,4/22,6/22,6		
						G0	G0	O1		
PARATHOM CLASSIC B 25 ADV E14 (Prod.-Code: 4008321979230) 	4W	4W 3,9VA PF=0,88	25W 250lm	26.02.2014	1	G0	G2	O1		
						4,5/8,3/9,9	4,3/8,6/10,2	4,2/8,9/9,2		
						G0	G2	O1		
						8,2/19/20,8	8,1/16,4/20,2	8,2/19,2/20,2		
						G3	G2	O1		
Parathom PAR16 35 Advanced GU10 	5W	4,7W 5,2VA PF=0,79	35W 220lm	26.02.2014	1	G3	G1	O1		
						5,6/9,5/11,9	5,6/9,6/12,7	5,2/8,7/8,7		
						G3	G1	O1		
						10,5/18,4/25,1	10,6/18,2/24,9	9,8/16,6/16,7		
						G3	G1	O1		
Osram Professional range	PARATHOM PAR 16 35 36° ADV GU10 (Prod.-Code: 4008321881960) 	3,6W	3,7W 3,6VA PF=0,86	35W 230lm	26.02.2014	1	G1	G1	O1	
							4,6/8,1/9,9	4,9/8,3/10,3	4,6/6,1/6,4	
							G0	G1	O1	
							9,1/16,1/19,4	8,9/16,1/20,1	9,2/12,6/13	
							G0	G1	O1	
	PARATHOM PAR 16 50 36° ADV GU10 (Prod.-Code: 4008321882097) 	5,3W	5,5W 5,5VA PF=0,9	50W 350lm	26.02.2014	1	G3	G2	O1	
							6,9/9,7/11,6	6,9/9,9/11,9	6,6/8,4/8,7	
							G3	G2	O1	
							12,7/19,8/23,8	12,7/19,8/23,7	13,1/17,5/18,1	
							G3	G3	O1	
	Megaman	LG1708dv2-E27-2800K 	8W	8,7W 12,6VA PF=0,67	40W 470lm	21.07.2015	1	G3	G3	R1
								9,1/17,4/22,3	9,3/17,6/22,9	-
								G3	G3	O1
								17,6/26,6/43,7	17,7/26,6/47,5	15,9/27,1/27,2
								G1	G3	O1
LED Filament Lamp Birne LED Filament Lamp Kerze LED Reflector PAR16 (MM42022)   	5,5W	5,1W / 7VA PF=0,68	40W 470lm	21.07.2015	1	O1	O1	R3		
						5,6/13,6/17,2	5,7/14,2/19,1	5,3/6,9/7		
						O1	O1	R3		
						2,8W / 3,6VA PF=0,67	2,8W / 3,6VA PF=0,67	2,9/3,7/4,2		
						O1	O1	R3		
GE	LED Reflector PAR16 (MM42022) 	8W	7,7W / 11VA PF=0,7	50W 900cd	21.07.2015	1	G1	G3	R3	
							8,3/13,7/20,5	8,4/13,5/21,2	7,5/11,4/12,3	
GE	LED A60 Dimmable 8W 					1	G0	G4	O1	

**LED-arrangement list for flush mounted-dimmers**

Legend:	
G0	No limits
G1	Dimming range marginally limited
G2	Weak flickering
G3	Minimal variation in the dimming process (brightness leap)
G4	Delayed switching characteristics (max. 2s)
G5	Partial two-stage closure (brightness leap during switch-on)
O1	Dimming range noticeable limited
O2	Flickering in different brightness level
O3	Flickering during dimming process
O4	Low glowing in switch-off state
O5	Flickering during switch-on (takes some time until solid mode, sometimes several switch operations necessary)
R1	Strong flickering during dimming process
R2	Switches automatically on and off
R3	Very limited dimming range; no dimming possible
R4	No switch-on possible, or switch-off automatically at 100%











\*\* W and VA are measured at max. adjustable brightness / VA max. shows the highest VA-value could be measured  
\* Dimmer-lamp combination is buzzing

LED lamp brand	Description	Lamp-power	measured power without dimmer W/VA/ power factor at 230V	corresponding bulb power	Actuality of lamps	Number of lamps	Dimmer				
							T39.07 / T39.07.1  7-110W/VA LED 3-35 W Rating and Power** in W/VA/VA max.	T39.08 / T39.08.1  20-250W/VA LED 3-85 W Rating and Power** in W/VA/VA max.	T46.03 / T46.03.1  15-150W/VA LED 3-50 W Rating and Power** in W/VA/VA max.		
		8W	7,7W 9,6VA PF=0,8	50W 470lm			1	8,6/12,5/13,3	8,6/12,7/15,1*	8,3/11,3/11,4	
							2	G0	G4	O1	
							3	16,5/24,1/27,1*	16,8/24,9/27,9*	15,7/21,5/21,8	
							4	G0	G4	O1	
							5	24,5/35,4/40,6	24,9/36,9/42,5*	23,5/32,4/32,8	
	GF LED GU10 6,5W 380Lumen 35° 	6,5W	6,5W 7,7VA PF=0,84	50W 380lm			1	G0	G0	O1	
							2	7,5/11,7/14,7	7,5/12/16,5	7,3/10,8/10,9	
							3	G0	G0	O1	
							4	14,1/22,3/30,1	14,2/22,9/31,6	14,1/21/21,4	
							5	G0	G0	O1	
ilox	Xeno 5,5W 	5,5W	5,6W 5,5VA PF=0,93	45W 485lm			1	R3	R1	R1	
							2	6,1/7,8/12,9	5,8/7,6/16,4	-	
							3	R3	R1	O1	
							4	11,4/12,7/54,7	11,5/14,7/119,8	10,6/12,1/12,2	
							5	R3	R3	O1	
	YPHIX	Orion 	6,5W	-	450lm	not available any more 13.03.15		1	R2	R2	R2
								2	-	-	-
								3	R2	R2	R2
								4	-	-	-
								5	R2	R2	R2
Orion 		9,5W	10,1W 10,7VA PF=0,87	770lm			1	G3	G0	O1	
							2	9,2/13/14,4	6,8/9,7/10,9	9,5/11,3/11,3	
							3	G0	O2	O1	
							4	17,9/26/28,5	15,5/21,9/24,8	18,9/22,4/22,4	
							5	G0	O2	O1	
LED GU10 Sirius 	3W	3,5W 9VA PF=0,39	?			1	26,3/39/40,2	24,4/34,9/36,5	28,2/33,6/33,6		
						2	G0	O2	O1		
						3	G0	O2	O1		
						4	3,3/7,1/7,1	3,4/7,8/7,8	2,9/7,4/7,4		
						5	G1	G1	O1		
LED GU10 Sirius SMD 	4,5W	4,8W 7,6VA PF=0,6	?			1	6,3/13,5/13,5	6,4/14,1/14,5	5,6/17,8/17,8		
						2	G0	O2	O1		
						3	G0	O2	O1		
						4	8,9/19,5/19,5	9,5/22,9/22,9	8,1/22,3/22,3		
						5	G1	G1	O1		
Avior Plus 	5W	5,1W 6,9VA PF=0,68	320lm			1	11,5/25,8/25,8	12,2/29/29	10,6/30,8/30,8		
						2	G0	O2	O1		
						3	G0	O2	O1		
						4	14,2/32/32	15,1/37,5/37,5	13,1/31,5/31,5		
						5	G2	G0	R3		
Naos 	6,5W	6,7W 7,1VA PF=0,87	400lm			1	5,5/8,8/8,9	4,5/7,3/9,1	4,9/8,3/15,3		
						2	G1	G0	R3		
						3	10,5/17,7/17,7	9,2/15/17,6	9,8/16,5/31		
						4	G0	G0	R3		
						5	15,1/25,2/25,9	12/20,3/24,6	14,3/24/37,7		
	5W	5,1W 6,9VA PF=0,68	320lm			1	20,3/33,8/33,8	18,2/30,6/32,1	19,4/32,5/46,2		
						2	G0	G0	R3		
						3	G0	G0	R3		
						4	25,1/40,5/40,5	22,5/40,7/43,2	24,1/40,5/51,2		
						5	O2	R1	R3		
	5W	5,1W 6,9VA PF=0,68	320lm			1	5,4/12,9/12,9	5,7/13,8/18,5	5,1/8,1/9,1		
						2	O2	R1	R3		
						3	10,2/25,9/31,2	11,1/27,7/33,2	10,2/16,1/19,2		
						4	O2	R1	R3		
						5	16,1/39,2/47,2	16,3/40,6/50,2	15,4/24,3/29,7		
	6,5W	6,7W 7,1VA PF=0,87	400lm			1	21,5/51,4/64,1	21,7/54/69,1	20,5/31,5/40,4		
						2	O1	R3	R3		
						3	26,5/64,7/81,8	27,3/67,6/82,9	25,2/38,2/51,2		
						4	G3	G0	R3		
						5	G0	G0	O1		
	6,5W	6,7W 7,1VA PF=0,87	400lm			1	7,2/12,1/16,1	7,4/12,7/16,4	6,7/7,9/8,2		
						2	G0	G0	O1		
						3	13,6/24,6/25,8	14,1/24,6/25,9	13,2/15,8/16,4		
						4	G0	G3	O1		
						5	19,7/33,3/33,3	20,6/33,4/33,4	20/23,9/24,8		
	6,5W	6,7W 7,1VA PF=0,87	400lm			1	25,8/39,7/39,7	27,4/59,7/65,6	26,6/32/33,1		
						2	G3	G3	O1		
						3	34,2/61,5/61,5	34,2/62,6/92,9	33,6/39,5/40,8		
						4	G3	G3	O1		
						5	G3	G3	O1		

**LED-arrangement list for flush mounted-dimmers**

Legend:	
G0	No limits
G1	Dimming range marginally limited
G2	Weak flickering
G3	Minimal variation in the dimming process (brightness leap)
G4	Delayed switching characteristics (max. 2s)
G5	Partial two-stage closure (brightness leap during switch-on)
O1	Dimming range noticeable limited
O2	Flickering in different brightness level
O3	Flickering during dimming process
O4	Low glowing in switch-off state
O5	Flickering during switch-on (takes some time until solid mode, sometimes several switch operations necessary)
R1	Strong flickering during dimming process
R2	Switches automatically on and off
R3	Very limited dimming range; no dimming possible
R4	No switch-on possible, or switch-off automatically at 100%










\*\* W and VA are measured at max. adjustable brightness / VA max. shows the highest VA-value could be measured  
\* Dimmer-lamp combination is buzzing

LED lamp brand	Description	Lamp-power	measured power without dimmer W/VA/ power factor at 230V	corresponding bulb power	Actuality of lamps	Number of lamps	Dimmer		Dimmer		Dimmer	
							T39.07 / T39.07.1	T39.08 / T39.08.1	T46.03 / T46.03.1	T39.07 / T39.07.1	T39.08 / T39.08.1	T46.03 / T46.03.1
Avior Plus		8W	7,9W 11,4VA PF=0,65	550lm		1	7-110W/VA LED 3-35 W		20-250W/VA LED 3-85 W		15-150W/VA LED 3-50 W	
							Rating and Power** in W/VA/VA max.		Rating and Power** in W/VA/VA max.		Rating and Power** in W/VA/VA max.	
							O2	R1	R3	8,6/21,8/26,9	8,6/22,9/30,7	8,1/13,5/14,6
							O1	O1	R3	17,5/43,7/53,3	17,3/45,3/57,7	16,5/27,3/31,6
							O1	O1	R3	25,7/65,4/76,6	25,8/67,5/86,9	24,6/39,5/48,1
IKEA	LEDARE LED 1309G15 E27 002.574.82 	13W	14,6W 14,7VA PF=0,95	75W 1000lm	27.02.2015	1	7-110W/VA LED 3-35 W		20-250W/VA LED 3-85 W		15-150W/VA LED 3-50 W	
							Rating and Power** in W/VA/VA max.		Rating and Power** in W/VA/VA max.		Rating and Power** in W/VA/VA max.	
							G1	G0	O1	13,3/22,8/23,2	14,8/22,9/23,4	13,3/24,5/24,5
							G0	G0	O1	25,5/45,3/46,8	27,3/46,2/46,2	25,6/48,7/48,7
							G0	G0	O1	40,2/67,3/69,6	40,1/67,5/69,1	37,9/73,2/75,7
IKEA	LEDARE LED 1304G11 E27 102.662.21 	11W	11,7W, 21VA PF=0,54	60W 600lm	27.02.2015	1	7-110W/VA LED 3-35 W		20-250W/VA LED 3-85 W		15-150W/VA LED 3-50 W	
							Rating and Power** in W/VA/VA max.		Rating and Power** in W/VA/VA max.		Rating and Power** in W/VA/VA max.	
							G1	G0	O1	11,2/18,18,5	11,2/17,4/18,4	11,1/19,7/19,7
							G1	G1	O1	11,6/14,9/18	11,8/14,9/18,2	9,9/12,1/12,2
							G1	G1	O1	22,5/29,9/35,9	22,3/29,8/33,6*	19,5/24,6/24,6
IKEA	LEDARE LED 1424G10 E27 102.662.21 	10W	9,7W 9,6VA PF=0,95	60W 600lm	27.02.2015	1	7-110W/VA LED 3-35 W		20-250W/VA LED 3-85 W		15-150W/VA LED 3-50 W	
							Rating and Power** in W/VA/VA max.		Rating and Power** in W/VA/VA max.		Rating and Power** in W/VA/VA max.	
							G1	G1	O1	33,9/45,2/54,1*	33,7/44,8/51,2*	29,4/36,6/36,6
							G1	G1	O1	44,8/60,6/67,9*	44,2/59,6/70,1*	38,5/48,9/49
							G1	G1	O1	11,1/18,3/19	10,8/14,3/18,8	10,5/22,8/22,8
IKEA	LEDARE LED 1307G10 E27 602.553.62 	10W	10,2W 10,9VA PF=0,94	60W 600lm	27.02.2015	1	7-110W/VA LED 3-35 W		20-250W/VA LED 3-85 W		15-150W/VA LED 3-50 W	
							Rating and Power** in W/VA/VA max.		Rating and Power** in W/VA/VA max.		Rating and Power** in W/VA/VA max.	
							G2	G2	O1	20,6/36,8/39,1	16,8/35,7/38	20,7/45,2/45,2
							G2	G2	O1	30,8/55,5/58,9	31,1/55,9/56,9	30,4/67,5/67,5
							G2	G2	O1	40,3/73,5/78,8	41,3/73,7/77,3	40,9/91,1/91,1
IKEA	LEDARE LED 1420G8K5 E27 902.871.06 	8W	8,2W 8,6VA PF=0,96	60W 600lm	27.02.2015	1	7-110W/VA LED 3-35 W		20-250W/VA LED 3-85 W		15-150W/VA LED 3-50 W	
							Rating and Power** in W/VA/VA max.		Rating and Power** in W/VA/VA max.		Rating and Power** in W/VA/VA max.	
							G0	G0	O1	8,7/14,6/14,6	8,5/13,7/14,6	8,3/17,2/17,3
							G0	G0	O1	16,2/29,1/30,1	14,4/26,1/28,3	15,4/34,3/34,3
							G0	G0	O1	24,1/43,7/46,3	23,9/43,5/43,6	22,7/51,3/51,6
IKEA	LEDARE LED 1332G7 E27 702.667.65 	6.3W	6,5W 16,8VA PF=0,39	40W 400lm	27.02.2015	1	7-110W/VA LED 3-35 W		20-250W/VA LED 3-85 W		15-150W/VA LED 3-50 W	
							Rating and Power** in W/VA/VA max.		Rating and Power** in W/VA/VA max.		Rating and Power** in W/VA/VA max.	
							G0	G0	O1	6,8/13,2/13,2	6,2/12,1/13,7	6,5/16,2/16,2
							G0	G0	O1	13,1/26,4/29,7	12,4/27,1/27,2	13,1/35,4/35,4
							G0	G0	O1	19,2/39,3/43,8	19,9/40,4/43,3*	19,2/54,1/54,1
IKEA	LEDARE LED 1332G7 E14 802.667.55 	6.3W	6,4W 6,9VA PF=0,93	40W 400lm	27.02.2015	1	7-110W/VA LED 3-35 W		20-250W/VA LED 3-85 W		15-150W/VA LED 3-50 W	
							Rating and Power** in W/VA/VA max.		Rating and Power** in W/VA/VA max.		Rating and Power** in W/VA/VA max.	
							G1	G0	O1	7,1/13,3/13,4	6,9/12,5/13,9	6,5/16,9/16,9
							G0	G0	O1	13,1/26,4/29,7	12,4/27,1/27,2	13,1/35,4/35,4
							G0	G0	O1	19,2/39,3/43,8	19,9/40,4/43,3*	19,2/54,1/54,1
IKEA	LEDARE LED 1308G16 E27 202.492.26 	16.5W	16,6W / 17,5VA PF=0,96	1000lm	27.02.2015	1	7-110W/VA LED 3-35 W		20-250W/VA LED 3-85 W		15-150W/VA LED 3-50 W	
							Rating and Power** in W/VA/VA max.		Rating and Power** in W/VA/VA max.		Rating and Power** in W/VA/VA max.	
							G3	G2	O1	17,1/26/26	16,9/24,7/26,2	16,1/29/29
							G0	G2	R3	6,7/13/13	6,7/11,9/13,3	6,6/17,9/17,9
							G0	G2	R3	12,9/25,3/28	12,6/25,9/26	13,1/35,9/36
ALDI SÜD (Müller Licht)	LED-LM Birne E27 470 lm matt (Energieausweisnr.: 42570) 	7W	6,7W 8,1VA PF=0,83	40W 470lm	16.02.2015	1	7-110W/VA LED 3-35 W		20-250W/VA LED 3-85 W		15-150W/VA LED 3-50 W	
							Rating and Power** in W/VA/VA max.		Rating and Power** in W/VA/VA max.		Rating and Power** in W/VA/VA max.	
							G1	G0	O1	6,4/10,6/13,3	6,2/9,9/11,8	6,1/7,5/7,6
							G1	G0	O1	12,3/21,2/26,3	12,2/19,6/23,2	11,8/14,9/14,9
							G1	G0	O1	18,1/31,6/33,1	13,1/29,4/33,2	17,4/22,3/22,3

**LED-arrangement list for flush mounted-dimmers**

Legend:	
G0	No limits
G1	Dimming rang marginally limited
G2	Weak flickering
G3	Minimal variation in the dimming process (brightness leap)
G4	Delayed switching characteristics (max. 2s)
G5	Partial two-stage closure (brightness leap during switch-on)
O1	Dimming range noticeable limited
O2	Flickering in different brightness level
O3	Flickering during dimming process
O4	Low glowing in switch-off state
O5	Flickering during switch-on (takes some time until solid mode, sometimes several switch operations necessary)
R1	Strong flickering during dimming process
R2	Switches automatically on and off
R3	Very limited dimming range; no dimming possible
R4	No switch-on possible, or switch-off automatically at 100%

\*\* W and VA are measured at max. adjustable brightness / VA max. shows the highest VA-value could be measured  
\* Dimmer-lamp combination is buzzing

LED lamp brand	Description	Lamp-power	measured power without dimmer W/VA/ power factor at 230V	corresponding bulb power	Actuality of lamps	Number of lamps	Dimmer			
							T39.07 / T39.07.1  7-110W/VA LED 3-35 W Rating and Power** in W/VA/VA max.	T39.08 / T39.08.1  20-250W/VA LED 3-85 W Rating and Power** in W/VA/VA max.	T46.03 / T46.03.1  15-150W/VA LED 3-50 W Rating and Power** in W/VA/VA max.	
LED-LM Birne "Kristall" E27 470 lm (Energieausweisnr.: 42570) 	7 W	6,7W 8,1VA PF=0,83	40W 470lm	16.02.2015		4	G1	G0	O1	
						5	G0	G0	O1	
						6	G0	G0	O1	
						1	G1	G0	O1	
						2	G1	G0	O1	
						3	G1	G0	O1	
	LED-LM Birne E27 810 lm matt (Energieausweisnr.:42565) 	10 W	10,4W 12VA PF=0,87	61W 810lm	16.02.2015		4	G1	G0	O1
							5	G0	G0	O1
							6	G0	G0	O1
							1	G1	G0	O1
							2	G1	G0	O1
							3	G1	G0	O1
	LED-Reflektor E27 530 lm matt (Energieausweisnr.: 42806) 	8 W	8,1W 9,38VA PF=0,86	44W 530lm	16.02.2015		4	G1	G0	O1
							5	G0	G0	O1
							6	G0	G0	O1
							1	G1	G0	O1
							2	G1	G0	O1
							3	G1	G0	O1
LED-LM Kerze E14 470 lm matt (Energieausweisnr.: 42567) 	5,5 W	5,4W 8,2VA PF=0,63	40W 470lm	16.02.2015		4	G1	G0	O1	
						5	G0	G0	O1	
						6	G0	G0	O1	
						1	G1	G0	O1	
						2	G1	G0	O1	
						3	G1	G0	O1	
LED-LM Tropfenform E14 470 lm matt (Energieausweisnr.: 42567) 	5,5 W	5,4W 8,2VA PF=0,63	40W 470lm	16.02.2015		4	G1	G0	O1	
						5	G0	G0	O1	
						6	G0	G0	O1	
						1	G1	G0	O1	
						2	G1	G0	O1	
						3	G1	G0	O1	
LED-LM Tropfenform E27 470 lm matt (Energieausweisnr.: 42567) 	5,5 W	5,4W 8,2VA PF=0,63	40W 470lm	16.02.2015		4	G1	G0	O1	
						5	G0	G0	O1	
						6	G0	G0	O1	
						1	G1	G0	O1	
						2	G1	G0	O1	
						3	G1	G0	O1	
LED-Reflektor GU 10 350 lm (Energieausweisnr.: 42804) 	5W	5,2W 10VA PF=0,52	50W 350lm	16.02.2015		4	G1	G0	O1	
						5	G0	G0	O1	
						6	G0	G0	O1	
						1	G1	G0	O1	
						2	G1	G0	O1	
						3	G1	G0	O1	



**LED-arrangement list for flush mounted-dimmers**

Legend:	
G0	No limits
G1	Dimming range marginally limited
G2	Weak flickering
G3	Minimal variation in the dimming process (brightness leap)
G4	Delayed switching characteristics (max. 2s)
G5	Partial two-stage closure (brightness leap during switch-on)
O1	Dimming range noticeable limited
O2	Flickering in different brightness level
O3	Flickering during dimming process
O4	Low glowing in switch-off state
O5	Flickering during switch-on (takes some time until solid mode, sometimes several switch operations necessary)
R1	Strong flickering during dimming process
R2	Switches automatically on and off
R3	Very limited dimming range; no dimming possible
R4	No switch-on possible, or switch-off automatically at 100%




\*\* W and VA are measured at max. adjustable brightness / VA max. shows the highest VA-value could be measured  
\* Dimmer-lamp combination is buzzing

LED lamp brand	Description	Lamp-power	measured power without dimmer W/VA/ power factor	corresponding bulb power	Actuality of lamps	Number of lamps	Dimmer		
							T39.07 / T39.07.1	T39.08 / T39.08.1	T46.03 / T46.03.1
							7-110W/VA LED 3-35 W	20-250W/VA LED 3-85 W	15-150W/VA LED 3-50 W
							Rating and Power** in W/VA/VA max.	Rating and Power** in W/VA/VA max.	Rating and Power** in W/VA/VA max.
SEGULA	LED Glühlampe	5,7W	5,7W / 5,8VA PF=0,89	30W 350lm	27.02.2015	1	R3 2,9/3,4/3,4	R3 3,2/3,5/3,5	R3 5,2/5,3/5,4
	LED Glühlampe klar Filament Vintage Line	3,5W	3,9W / 4,4VA PF=0,89	20W	21.07.2015	1	R3 1,3/1,3/1,3	R3 1,4/1,4/1,5	R3 3,2/3/3,2
	LED Glühlampe matt Filament Vintage Line	6W	6,5W / 7,4VA PF=0,89	40W 720lm	21.07.2015	1	R3 2,5/3,2/3,2	R3 2,7/3,5/3,5	R3 5,3/5,4/5,6/
	LED Glühlampe klar Filament Vintage Line	8W	9,1W 9,3VA PF=0,91	55W 720lm	29.09.2015	1	R3 4,1/5,8/5,8	R3 4,6/5,9/6,1	R3/O2 7,6/8,1/8,9
	2					R3 8,9/12,8/13	R3 9,6/13,3/13,5	R3/O2 15,2/16,4/18,4	
	3					R3 13,4/19,9/19,9	R3 14,2/20,7/20,7	R1 -	
	4					R3 17,1/25,5/25,5	R3 18,2/26,7/27,1	R1 -	
	5					R3 20,5/31,5/31,5	R3 22,8/33,6/33,8	R1 -	
	LED Radio Style klar Filament Vintage Line	4,7W	5,3W / 5,9VA PF=0,89	35W 400lm	21.07.2015	1	R3 2,3/2,6/2,6	R3 2,4/2,8/2,8	O2 4,2/4,3/4,6
	LED Rustika klar Filament Vintage Line Long Style	6W	6,1W / 6,9VA PF=0,89	40W 470lm	21.07.2015	1	R3 2,7/3,3/3,4	R3 3/3,6/3,6	O2 5,1/5,2/5,8
	LED Reflektor	5,3W	5,2W / 5,1VA PF=0,92	25W 250lm	27.02.2015	1	R3 3,6/3,9/3,9	R3 3,6/3,9/3,9	R3 5,4/5,2/5,4
	LED Globe 95 opal Filament Vintage Line	4W	3,6W 3,8VA PF=0,87	30W 320lm	29.09.2015	1	R3 1,4/1,5/1,5	R3 1,5/1,5/1,7	R1 -
	2					R3 2,9/4,1/4,1	R3 3,2/4,3/4,4	R1 -	
	3					R3 4,3/6,8/6,8	R3 4,6/7,2/7,4	R1 -	
	4					R3 6,7/10,9/10,9	R3 7,2/11,5/11,7	R1 -	
	5					R3 8,2/13,7/13,9	R3 8,9/14,7/14,7	R1 -	
	LED Globe 125 clear	8W	8,8W / 9,4VA PF=0,89	55W 720lm	27.02.2015	1	R3 4,4/6,1/6,1	R3 4,8/6,7/6,7	R3 7,7/8,4/8,4
	LED Globe 95 Filament Vintage Line	8W	9W / 10,6VA PF=0,86	55W 620lm	21.07.2015	1	R3 3,4/5,2/5,2	R3 3,5/5,8/5,8	R3 7,1/8,1/8,6
	LED 3U Premium	16W	16,7W / 19,1VA PF=0,87	85W 1250lm	21.07.2015	1	R3 6,5/10,6/10,6	R3 7,1/11,3/11,3	R1 -
	LED 3U	22W	22,6W / 27,2VA PF=0,85	125W 2000lm	21.07.2015	1	R3 7,1/13,6/13,6	R3 7,9/14,8/15,5	R1 -
	LED Kühlschranklicht klar Filament Vintage Line	1,5W	1,5W 1VA PF-XX	11W 100lm	29.09.2015	1	R3 0,7/0,5/0,5	R3 0,7/0,6/0,7	R1 -
	2					R3 1,9/1,5/1,5	R3 2/1,6/1,8	R1 -	
	3					R3 2,8/2,7/2,7	R3 2,8/2,6/2,7	R1 -	
	4					R3 3,7/3,9/3,9	R3 3,9/4/4	R1 -	
	5					R3 4,5/5/5	R3 4,7/5,2/5,2	R1 -	
LED Tube klar Filament Vintage Line	2,7W	2,9W / 3,3VA PF=XX	20W 200lm	21.07.2015	1	R3 1,3/1,1/1,1	R3 1,4/1,1/1,2	R3 2,5/2,2/2,3	
LED Kerze Windstoß klar Premium	2,4W	2,8W / 6,1VA PF=0,44	20W 192lm	21.07.2015	1	R3 3,4/8,1/8,9	R3 3,4/8,2/9,3	R3 2,7/5/5	
LED Kerze Windstoß	2,7W	2,7W 2,8VA PF=0,96	25W 250lm	27.02.2015	1	R3 1,5/1,4/1,4	R3 1,6/1,2/1,3	R3 2,3/2,2,1	
2					O1 3,2/3,3/3,3	R3 3,3/3,3/3,3	O1 4,7/4,4/4,7		
LED Kerze Standard opal Vintage Line	3,5W	3,6W / 4,1VA PF=0,89	15W	21.07.2015	1	R3 1,3/1,4/1,4	R3 1,4/1,4/1,5	O2 2,9/2,8/2,9	
LED Kerze klar Filament Vintage Line	3,5W	3,7W 3,4VA PF=0,89	15W 150lm	29.09.2015	1	R3 1,5/1,4/1,5	R3 1,7/1,6/1,7	R1 -	
2					R3 2,6/3,6/3,6	R3 2,9/3,7/3,9	R1 -		
3					R3 3,9/5,5/5,7	R3 4,3/6,3/6,3	R1 -		
4					R3 5,3/8,3/8,6	R3 5,9/8,9/9,2	R1 -		
5					R3 6,8/10,6/11,2	R3 7,6/11,5/11,9	R1 -		
LED Kerze Klar	4W	4,1W / 3,9VA PF=0,92	33W 360lm	27.02.2015	1	R3 1,9/2,1/2,1	R3 2,2/2,1/2,1	R3 3,6/3,4/3,7	
LED Kerze klar Filament Vintage Line	4W	3,9W 3,6VA PF=0,91	30W 360lm	29.09.2015	1	R3 1,3/1,3/1,3	R3 1,5/1,4/1,4	R1 -	
2					R3 2,9/3,6/3,6	R3 3,1/3,9/4	R1 -		
3					R3 4,2/6,1/6,2	R3 4,6/6,5/6,6	R1 -		
4					R3 5,4/8,6/8,7	R3 5,9/9,1/9,3	R1 -		
5					R3 6,8/11,1/11,3	R3 7,8/12,2/12,3	R1 -		
VOSLA	LED Kerze Typ 50021 (laut Verpackungsaufschrift nicht dimmbar)	3W	2,9W 5,6VA PF=0,52	300lm	21.04.2015	1	R3 0,4/0,4/0,4	R3 0,6/0,4/0,5	R3 2,5/4,5/5,1
	2					R3 0,4/0,5/0,5	R3 0,2/0,5/0,5	R3 4,8/9,2/9,8	
LED Birne Typ 50051 (laut Verpackungsaufschrift nicht dimmbar)	3,5W	3,2W 5,5VA	370lm	21.04.2015	1	R3 0,4/0,4/0,4	R3 0,6/0,4/0,5	R3 5,4/7,4/8,5	
2					R3 -	R3 -	R3 -		

**LED-arrangement list for flush mounted-dimmers**

Legend:	
G0	No limits
G1	Dimming range marginally limited
G2	Weak flickering
G3	Minimal variation in the dimming process (brightness leap)
G4	Delayed switching characteristics (max. 2s)
G5	Partial two-stage closure (brightness leap during switch-on)
O1	Dimming range noticeable limited
O2	Flickering in different brightness level
O3	Flickering during dimming process
O4	Low glowing in switch-off state
O5	Flickering during switch-on (takes some time until solid mode, sometimes several switch operations necessary)
R1	Strong flickering during dimming process
R2	Switches automatically on and off
R3	Very limited dimming range; no dimming possible
R4	No switch-on possible, or switch-off automatically at 100%

\*\* W and VA are measured at max. adjustable brightness / VA max. shows the highest VA-value could be measured  
\* Dimmer-lamp combination is buzzing

LED lamp brand	Description	Lamp-power	measured power without dimmer W/VA/ power factor at 230V	corresponding bulb power	Actuality of lamps	Number of lamps	Dimmer	Dimmer	Dimmer
							T39.07 / T39.07.1  7-110W/VA LED 3-35 W Rating and Power** in W/VA/VA max.	T39.08 / T39.08.1  20-250W/VA LED 3-85 W Rating and Power** in W/VA/VA max.	T46.03 / T46.03.1  15-150W/VA LED 3-50 W Rating and Power** in W/VA/VA max.
	LED Birne Typ 50061 (but Verpackungsaufschrift nicht dimmbar)	5,5W	6W 8,5VA PF=0,7	550lm	21.04.2015	1	0,4/0,5/0,5	0,2/0,5/0,5	8,5/13,1/14,7
							R3	R3	R3
						2	0,4/0,4/0,4	0,6/0,4/0,5	5,4/7,4/8,5
							R3	R3	R3
Fraumaier	LED	16W	17,2W / 18,6VA PF=0,89	?	22.05.2015	1	0,4/0,5/0,5 G2 17,8/20,8/20,8	0,2/0,5/0,5 G2 17,9/20,8/20,9	8,5/13,1/14,7 O1 15,8/19/19,1