



OBN 147



Illumination unit



Quintuple filter disc

PROFESSIONAL LINE

The fluorescing model for the flexible and professional user

Features

- The KERN OBN-14 is based on the basic KERN OBN-13 model.
- It is an excellent and stable laboratory microscope for all common routine applications in light and fluorescence microscopy, providing impressive images.
- These trinocular microscopes are equipped with wide field eyepieces with a large field of view, diopter adjustment on both sides and infinity corrected plan achromatic objectives as standard.
- Either blue / green or blue / green / UV / V fluorescence filters, and a centering objective for the fluorescence illumination are included with the microscope, depending on the model.
- The professional Koehler illumination is easily adjustable. It includes an adjustable field diaphragm, and a centerable and height

- adjustable Abbe condenser with adjustable aperture diaphragm. This provides impressive images in either bright or dark field applications.
- A nosepiece for up to 5 objectives and a large stage are also provided as standard.
- The following optional accessories are available: A variety of eyepieces, objectives, a complete polarisation kit, a swing-out condenser, a phase contrast set, and more.
- One of the central features of this highly variable and simultaneously robust series of fluorescence microscopes is the stable and precisely adjustable mechanism. This is underlined by the functional and ergonomic design.

Technical data

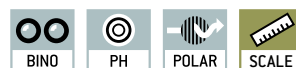
- Eyepieces: WF 10x20 mm
- Objectives: 4x / 10x / 20x / 40x / 100x
- Overall dimensions WxDxH 306x200x460 mm
- Net weight approx. 16 kg

Please find detailed information in the following charts.

STANDARD



OPTION































Model	Standard configuration		
	Optical system	Tube	Illumination
KERN			
OBN 147	Infinity	Trinocular	Halogen + 100W Epi Fluorescence (B / G)
OBN 148	Infinity	Trinocular	Halogen + 100W Epi Fluorescence (B / G / UV / V)

Model outfit		Model KERN		Order number	
		OBN 147	OBN 148		
Eyepieces	WF 10x / Ø 20 mm	●●	●●	OBB-A1351	
	WF 16x / Ø 13 mm	○○	○○	OBB-A1354	
	WF 10x / Ø 18 mm (reticule 0,1 mm) (adjustable)	○	○	OBB-A1350	
	WF 10x / Ø 20 mm (reticule 0,1 mm) (adjustable)	○	○	OBB-A1352	
Infinity Plan achromatic objectives	4x / 0,10	●	●	OBB-A1263	
	10x / 0,25	●	●	OBB-A1243	
	20x / 0,40	●	●	OBB-A1250	
	40x / 0,66 (spring)	●	●	OBB-A1257	
	100x / 1,25 (oil) (spring)	●	●	OBB-A1240	
	2,5x / 0,07	○	○	OBB-A1247	
	60x / 0,80 (spring)	○	○	OBB-A1270	
Binocular tube	<ul style="list-style-type: none"> • Siedentopf, 30° inclined, 360° rotatable • Interpupillary distance: 50 – 75 mm • With diopter adjustment (both-sided) 	○	○	OBB-A1125	
Trinocular tube	<ul style="list-style-type: none"> • Siedentopf, 30° inclined, 360° rotatable • Interpupillary distance: 50 – 75 mm • Light distribution: 100:0 • With diopter adjustment (both-sided) 	●	●	OBB-A1344	
Nosepiece	Quintuple	●	●		
Mechanical stage	<ul style="list-style-type: none"> • Stage size: WxD 190x140 mm, Travel: 78x55 mm • Coaxial coarse and fine focusing knobs • Two slide holder 	●	●		
Condenser	Abbe N.A. 1,25 center-adjustable (aperture diaphragm)	●	●	OBB-A1102	
	Swing-out condenser N.A. 0,9 / 0,13 center-adjustable (aperture diaphragm)	○	○	OBB-A1104	
Koehler illumination	6V / 20W Halogen (transmitting)	●	●	OBB-A1204	
Polarising unit	Analyser / Polariser	○	○	OBB-A1283	
Phase contrast unit	Quintuple hole turret with 10x / 20x / 40x / 100x Infinity-PH-Plan objectives (complete set)	○	○	OBB-A1237	
	Independent slot with ∞ PH-Plan objective 10x	○	○	OBB-A1214	
	Independent slot with ∞ PH-Plan objective 20x	○	○	OBB-A1216	
	Independent slot with ∞ PH-Plan objective 40x	○	○	OBB-A1218	
	Independent slot with ∞ PH-Plan objective 100x	○	○	OBB-A1212	
Darkfield unit	N.A. 0,9 (Dry) Usable for 4x – 40x objectives	○	○	OBB-A1150	
C-Mount	1x	○	○	OBB-A1140	
	0,57x (focus adjustable)	○	○	OBB-A1136	
Fluorescence unit	100W HBO Epi Fluorescence unit 6-filter disc (UV / V / B / G) including centering objective		●	OBB-A1155	
	100W HBO Epi Fluorescence unit, two-hole slide (B / G) including centering objective	●		OBB-A1153	
Field diaphragm	Field diaphragm	●	●		
Filter	Blue	●	●	OBB-A1170	
	Green	○	○	OBB-A1187	
	Yellow	○	○	OBB-A1201	
	Grey	○	○	OBB-A1183	

● = Standard configuration

○ = Option

 360°	360° rotatable microscope head	 FL-HB0	Fluorescence illumination for compound microscopes With 100 W mercury lamp and filter	 AUTO ATC	Automatic temperature compensation For measurements between 10 °C and 30 °C
 MONO	Monocular Microscope For the inspection with one eye	 FL-LED	Fluorescence illumination for compound microscopes With 3 W LED illumination and filter	 IP	Protection against dust and water splashes IPxx The type of protection is shown by the pictogram.
 BINO	Binocular Microscope For the inspection with both eyes	 PH	Phase contrast unit For a higher contrast	 BATT	Battery operation Ready for battery operation. The battery type is specified for each device.
 TRINO	Trinocular Microscope For the inspection with both eyes and the additional option for the connection of a camera	 POLAR	Polarising unit To polarise the light	 ACCU	Rechargeable battery pack Rechargeable set.
 ABBE	Abbe Condenser With high numerical aperture for the concentration and the focusing of light	 INFINITY	Infinity system Infinity corrected optical system	 230 V	Mains adapter 230V/50Hz in standard version for EU. On request GB, AUS or USA version.
 HAL	Halogen illumination For pictures bright and rich in contrast	 ZOOM	Zoom magnification For stereomicroscopes	 230 V	Power supply Integrated in balance. 230V/50Hz standard EU. More standards e.g. GB, AUS or USA on request.
 LED	LED illumination Cold, energy saving and especially long-life illumination	 PARALLEL	Parallel optical system For stereomicroscopes, enables fatigue-proof working	 DAYS	Package shipment The time required to manufacture the product internally is shown in days in the pictogram.
 IL	Incident illumination For non-transparent objects	 SCALE	Integrated scale In the eyepiece	 3 YEARS WARRANTY	Warranty The warranty period is shown in the pictogram.
 TL	Transmitting illumination For transparent objects	 USB 2.0	Integrated USB 2.0 digital camera For direct transmitting of the picture to a PC		
 FL	Fluorescence illumination For stereomicroscopes	 USB 3.0	Integrated USB 3.0 digital camera For direct transmitting of the picture to a PC		

Abbreviations

C-Mount	Adapter for the connection of a camera to a trinocular microscope	N.A.	Numerical Aperture	W.D.	Working Distance
H(S)WF	High (Super) Wide Field (Eyepiece with high eye point for wearers of glasses)	SLR Kamera	Single-Lens Reflex camera	WF	Wide Field (Field number up to Ø 22 mm for 10x eyepiece)
LWD	Long Working Distance	SWF	Super Wide Field (Field number at least Ø 23 mm for 10x eyepiece)		

Your KERN specialist dealer: