



OZR 563



OZR 564

PROFESSIONAL LINE

The high-contrast parallel model for the professional user

Features

- The KERN OZR-5 models are highly professional, very robust but easy to use stereo microscopes with a zoom function operable from both sides.
- Their qualities, the flexible pillar stand and the optional integral, powerful and long-life LED incident and transmitted illumination make these models especially flexible.
- All models have diopter adjustment on both tubes and are supplied with an adapter, allowing a camera to be fitted.
- The parallel optical system allows work without tiring the eyes and offers a large depth of field. In addition, only very minor refocussing at the zoom enlargement is necessary.
- Furthermore, it provides precise resolution, an extra large field of view and is absolutely true-to-colour.
- These models are optimally suited to quality control, assembly and repair workstations

- in the electronics and semi-conductor industries as well as in biological laboratories and research establishments.
- These models are also ideal for use at workstations in rough working environments, such as training establishments, workshops and in production.
- These models offer the best possible ease of use thanks to their extra large working distance providing a large working surface.
- The multitude of auxiliary objectives, eyepieces, universal stands and additional accessory parts facilitates use in all common and professional stereo microscopy applications.
- One of the central features of this variable and simultaneously robust series of microscopes is the stable and precisely adjustable mechanism. This is underlined by the functional and ergonomic design.

Technical data

- Optical system: Parallele
- Brightness adjustable
- Magnification ratio: 6,25:1
- Tube: 45° inclined
- Interpupillary distance: 52 - 76 mm
- Diopter adjustment (both-sided)
- Packing dimensions WxDxH 370x330x385 mm

OZR 563

- Net weight approx. 5,9 kg

OZR 564

- Net weight approx. 6,9 kg

Please find detailed information in the following charts.

STANDARD

360°
 TRINO
 LED
 IL
 TL
 ZOOM
 PARALLEL
 230 V
 1 DAY
 3 YEARS WARRANTY

OPTION

SCALE





























Model	Standard configuration					
	Tube	Eyepiece	Field of view mm	Objective Zoom	Stand	Illumination
KERN						
OZR 563	Trinocular	HWF 10x Ø 22 mm	Ø 27,5 - 4,4	0,8x - 5x	Pillar style	-
OZR 564	Trinocular	HWF 10x Ø 22 mm	Ø 27,5 - 4,4	0,8x - 5x	Pillar style	3W LED (incident); 3W LED (transmitting)

Eyepiece	Specifications - Objectives				
	Magnification	Standard Plan 1,0x	Achromatic objectives		
			0,5x	0,7x	1,5x (Auxiliary)
HWF 10x	Total magnification	8x - 50x	4x - 25x	5,6x - 35x	12x - 75x
	Field of view mm	Ø 27,5 - 4,4	Ø 55 - 8,8	Ø 39,3 - 6,3	Ø 18,33 - 2,93
SWF 15x	Total magnification	12x - 75x	6x - 37,5x	8,4x - 5,5x	18x - 112,5x
	Field of view mm	Ø 21,25 - 3,4	Ø 42,5 - 6,8	Ø 30,36 - 4,86	Ø 14,17 - 2,27
SWF 20x	Total magnification	16x - 100x	8x - 50x	11,2x - 70x	24x - 150x
	Field of view mm	Ø 17,5 - 2,8	Ø 35 - 5,6	Ø 25 - 4	Ø 11,67 - 1,87
SWF 30x	Total magnification	24x - 150x	12x - 75x	16,8x - 105x	36x - 225x
	Field of view mm	Ø 11,25 - 1,8	Ø 22,5 - 3,6	Ø 16,1 - 2,57	Ø 7,5 - 1,2
Working distance		91 mm	186 mm	135 mm	40 mm

Model outfit		Model KERN		Order number	
		OZR 563	OZR 564		
Eyepieces	HWF 10x / Ø 22 mm	●●	●●	OZB-A5502	
	SWF 15x / Ø 17 mm	○○	○○	OZB-A5504	
	SWF 20x / Ø 14 mm	○○	○○	OZB-A5505	
	SWF 30x / Ø 9 mm	○○	○○	OZB-A5506	
	HWF 10x / Ø 22 mm (reticule 0,1 mm)	○	○	OZB-A5511	
	SWF 15x / Ø 17 mm (reticule 0,05 mm)	○	○	OZB-A5513	
	SWF 20x / Ø 14 mm (reticule 0,05 mm)	○	○	OZB-A5514	
Plan achromatic objective	1,0x	●	●	OZB-A5603	
Achromatic objectives	0,5x	○	○	OZB-A5601	
	0,7x	○	○	OZB-A5602	
	1,5x (Only in combination with OZB-A5603)	○	○	OZB-A5604	
Trinocular beamsplitter	Division 100:0	●	●	OZB-A5401	
	Division 50:50	○	○	OZB-A5402	
C-Mount	0,3x	○	○	OZB-A5701	
	0,5x	○	○	OZB-A5702	
	1,0x	○	○	OZB-A5703	
	1,0x (reticule)	○	○	OZB-A5704	
	for SLR cameras (Nikon)	○	○	OZB-A5706	
	for SLR cameras (Olympus)	○	○	OZB-A5707	
	for SLR cameras (Canon)	○	○	OZB-A5708	
Darkfield attachment	Darkfield attachment	○	○	OBB-A6201	
Object clamp	Object clamp	○	○	OBB-A6205	
Stands	Pillar style, without illumination	●			
	Pillar style, with 3W LED illumination (transmitting + incident)		●		
Stage plate	Frosted glass / Ø 94,5 mm		●	OZB-A5192	
	Black-white / Ø 94,5 mm	●		OZB-A5191	
	Glass / Ø 94,5 mm		○	OZB-A5190	
Mechanical stage	Stage size: WxD 188x160 mm, Travel: 76x65 mm, for incident and transmitting illumination	○	○	OZB-A5781	
	Stage size: WxD 180x175 mm, Travel: 100x86 mm, for incident illumination only	○	○	OZB-A5782	
External illumination	Please find the information about external illumination units in the catalogue from page 68 and on our website www.kern-sohn.com				

● = Standard configuration

○ = Option

 360°	360° rotatable microscope head	 FL-HB0	Fluorescence illumination for compound microscopes With 100 W mercury lamp and filter	 AUTO ATC	Automatic temperature compensation For measurements between 10 °C and 30 °C
 MONO	Monocular Microscope For the inspection with one eye	 FL-LED	Fluorescence illumination for compound microscopes With 3 W LED illumination and filter	 IP	Protection against dust and water splashes IPxx The type of protection is shown by the pictogram.
 BINO	Binocular Microscope For the inspection with both eyes	 PH	Phase contrast unit For a higher contrast	 BATT	Battery operation Ready for battery operation. The battery type is specified for each device.
 TRINO	Trinocular Microscope For the inspection with both eyes and the additional option for the connection of a camera	 POLAR	Polarising unit To polarise the light	 ACCU	Rechargeable battery pack Rechargeable set.
 ABBE	Abbe Condenser With high numerical aperture for the concentration and the focusing of light	 INFINITY	Infinity system Infinity corrected optical system	 230 V	Mains adapter 230V/50Hz in standard version for EU. On request GB, AUS or USA version.
 HAL	Halogen illumination For pictures bright and rich in contrast	 ZOOM	Zoom magnification For stereomicroscopes	 230 V	Power supply Integrated in balance. 230V/50Hz standard EU. More standards e.g. GB, AUS or USA on request.
 LED	LED illumination Cold, energy saving and especially long-life illumination	 PARALLEL	Parallel optical system For stereomicroscopes, enables fatigue-proof working	 DAYS	Package shipment The time required to manufacture the product internally is shown in days in the pictogram.
 IL	Incident illumination For non-transparent objects	 SCALE	Integrated scale In the eyepiece	 3 YEARS WARRANTY	Warranty The warranty period is shown in the pictogram.
 TL	Transmitting illumination For transparent objects	 USB 2.0	Integrated USB 2.0 digital camera For direct transmitting of the picture to a PC		
 FL	Fluorescence illumination For stereomicroscopes	 USB 3.0	Integrated USB 3.0 digital camera For direct transmitting of the picture to a PC		

Abbreviations

C-Mount	Adapter for the connection of a camera to a trinocular microscope	N.A.	Numerical Aperture	W.D.	Working Distance
H(S)WF	High (Super) Wide Field (Eyepiece with high eye point for wearers of glasses)	SLR Kamera	Single-Lens Reflex camera	WF	Wide Field (Field number up to Ø 22 mm for 10x eyepiece)
LWD	Long Working Distance	SWF	Super Wide Field (Field number at least Ø 23 mm for 10x eyepiece)		

Your KERN specialist dealer: