




DEGSON[®]

TERMINAL BLOCK

Din Rail Terminal Block



寧波高正電子有限公司





DEGSON ELECTRONICS CO.,LTD.

ISO9001 ISO14001      CB RoHS REACH

DR-14-01
Edition: (T75)



Brief Introduction





Founded in 1990, DEGSON Electronics Co., Ltd is one of the biggest manufacturers of terminal blocks and precise moulds in Asia. The headquarter and factory are located in Ningbo which is close to Shanghai. DEGSON has been granted ISO9001 and ISO14001 management system certifications. The comprehensive product line has more than 1000 models and 12000 types which have been approved by     CB RoHS REACH. DEGSON laboratory is first one in Asia which passes UL and VDE approved laboratory certification.

DEGSON produces about 1 billion poles of terminal blocks per year and sells well to USA, Germany, UK, Japan, South Korea, South Africa……totally more than 90 countries and regions. We provides good quality products and service to the users of industrial automation, instrument, elevator, power, transportation, new energy, lighting, telecommunication, power supply, security, shipbuilding industries etc.

DEGSON sales network covers all over the world , working closely with local distributors to provide faster response, more comprehensive local service and technical support.



公司简介

DEGSON高正电子有限公司创建于1990年，是一家高新技术企业，总部和工厂位于中国宁波，毗邻上海。DEGSON是亚洲最大接线端子和精密模具专业制造商之一，现拥有1000多个品种，12000多种规格的接线端子，产品通过了     CB RoHS REACH 等认证。公司通过了ISO9001、ISO14001管理体系认证，亚洲首家拥有美国UL和德国VDE认可的专业实验室。

DEGSON年产接线端子近10亿位，产品畅销美国、德国、英国、日本、韩国、南非...等70多个国家和地区，为全球工业自动化、仪器仪表、电梯、电力电气、轨道交通，新能源、照明、通讯、电源、安防、船舶等行业，提供优良的产品和服务。

DEGSON在全球建立了完善的销售网络，并且与当地分销商紧密合作，共同为客户提供更快捷、全面、专业的本地化服务和技术支持。




PC series



PC 2-Conductor types Page3



PC High-current types Page7




PC 2-Conductor ground types Page9




PC High-current ground types Page12




PC 3-Conductor types Page13




PC 3-Conductor ground types Page15



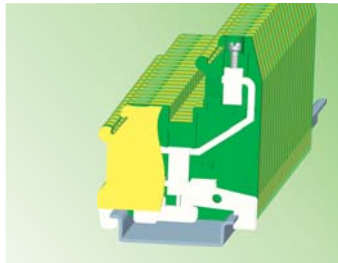
PC 4-Conductor types Page17




PC 4-Conductor ground types Page18




PC Types with same direction Page19




PC Ground types with same direction Page20




PC Double-level types Page21



PC Types used in architecture Page24




PC Ground types used In architecture Page26




PC L/N/PE types Page38



PC Fuse type with disconnect levers Page27



PC Knife disconnect types Page29



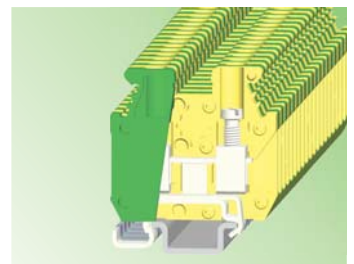
PC Test disconnect types Page31



PC Cross connection types Page33



PC Miniature types Page35




PC Miniature ground types Page37

MK series



MK 2-Conductor types Page41



MK 2-Conductor ground types Page44




MK Double-level types Page47



MK Disconnect types Page48

CONTENTS

MK series



MK Fuse types Page48



E-MK Page96



Page85




Cross connection links Page85

WS Series




WS 2-Conductor types Page51



WS 2-Conductor ground types Page54



WS 3-Conductor types Page57



WS 3-Conductor ground types Page60



WS 4-Conductor types Page63




WS 4-Conductor ground types Page65



WS 2-Conductor diode types Page67




WS Angled types Page73




WS Angled ground types Page74




WS Side-entry types Page75




WS Side-entry ground types Page78



WS Fuse types Page80



WS Disconnect types Page81



WS Miniature types Page83




WS Miniature types Page84



WS Miniature types, no rail Page85



WS Miniature types side-entry Page88



WS Push-buttons with snap-in mounting foot Page94




Insertion bridge Page95



Fixed bridge Page98

PC Series

PC铜合金压线框压线结构 PC copper alloy pressure clamp connection




PC铜合金压线框压线结构

- ※绝缘件采用尼龙66，具有良好的韧性和阻燃性
- ※铜合金压线框结构，提供潮湿，盐雾等恶劣环境下的长期保护
- ※独特的压线结构，具有良好自锁和防松动性能
- ※接线范围为0.02-150mm²，并提供试验型、开关型、熔断器型等多种功能端子
- ※电压降小
- ※性价比高

PC copper alloy pressure clamp connection

- ※The insulator is made from PA66 , with excellent pliability and fire resistance.
- ※The blocks adopt copper alloy pressure clamp connection system with advantages of long-term protection from bad circumstance such as high humidity, salt spray.
- ※The unique pressure clamp connection with self-locking and loosening protection.
- ※The connect capacity ranges from 0.02 to 150 mm² with terminals of test, disconnection, fuse types etc.
- ※Low voltage drop.
- ※High ratio of quality and price.






自锁功能原理

在拧紧螺钉的过程中通过升降筒上部的缝隙实现螺钉自锁。增大扭矩拧紧螺钉压线框发生弹性形变，与螺钉之间形成自锁。由此实现的自动步进自锁使螺纹摩擦力逐步增大，由此产生一个对螺钉的反作用力，因此导线一旦压紧在震动条件下也不会松动脱落，使用过程中具有免维护的功能。

Self-locking

When the clamping screw is tightened, the clamping parts with cages, the screws re secured on the upper side of the cage. When the screw is tightened with a bigger torque, an elastic deformation occurs in the cage. In conjunction with the thread friction and the inherent elasticity of the cage material, this deformation effectively and progressively prevents the screw loosening, thus causing a locking action to be exerted on the screw. Once the conductor is tightened, it won't loose even under shaking, this keeps you free from maintenance in your long-term usage.





PC 1.5


PC SERIES

通用型PC系列接线端子，绝缘件采用尼龙66，具有良好的韧性和阻燃性。铜合金压线框结构，提供潮湿，盐雾等恶劣环境下的长期保护，产品设计符合IEC60947、IEC60079、UL1059、UL486E、CSA C22.2 No. 158等国际标准。并且具有以下优点：

- 端子具有通用安装脚，因而可以安装在U型NS 35及G型NS 32两种标准的导轨上。
- 端子载流体采用含铜量99%以上的紫铜，极低的接触电阻值，导电性能最好；
- 对于多个截面等级的端子配备有统一附件：例如端板、分组隔板，终端固定件等。
- 电位分配可通过使用中间固定式桥接件或边插式桥接件两种不同的方式来实现。
- 接线标识可采用统一的ZB系列标识系统，使用方便，灵活。

Standard PC series terminal blocks, the insulator housings are made from PA66, with excellent pliability and fire resistance. The blocks adopt copper alloy pressure clamp connection system with advantages of long-term protection from bad circumstance such as humidity, salt mist, etc. The design of the products are in accordance with international standards such as IEC60947、IEC60079、UL1059、UL486E、CSA C22.2 No.158. And have following advantages:

- With standard mounting support, terminal blocks can be fixed on both U type NS35 and G type NS32 rails.
- The current carriers of terminal blocks are made from pure copper, copper volume is more than 99%, with excellent lowest contact resistance and the best electrical conductivity.
- Uniform accessories, end cover, separating plate, end bracket, etc., covering a wide range of cross sections.
- Power distribution alternatively via fixed bridges in the terminal center or insertion bridges in the clamping space.
- Uniform marking methods with the ZB... marking system.



说明 Specification

端子，带通用安装脚，可安装在 U / U / U 型导轨上 Terminal block, with universal foot for mounting on U / U / U		
端板 Cover		
固定式桥接件 Fixed bridge	2P 3P 5P 10P	
边插桥接件 Insertion bridge	2P 3P 10P	
带绝缘垫块桥接件, 10位 绝缘垫块 Bridge bar isolator	Isolator bridge bar, 10P	
开关桥接件 Switching bridge		
隔片 Separating plate		
分组隔板, 厚1.5mm Partition plate		
测试插孔座 Test plug socket		
绝缘测试插孔座 Test plug socket, insulated		
标记条 Zack strip		
螺丝刀 Screw driver		

Technical data

尺寸 Dimensions		
厚度/宽度/端板厚度 T/W/Cover thickness	[mm]	4.2/42.5/1.5
高度 Height (NS35:7.5/NS35:15/NS32)	[mm]	42/49.5/47
技术参数符合IEC/DIN VDE 标准 Technical data in accordance with IEC/DIN VDE		
最大额定工作电流/截面面积 Maximum load current/cross section	[A]/[mm ²]	17.5/1.5
使用边插式桥接件时可接导线最大截面面积 (刚性/柔性) Max. Cross section with insertion bridge(solid/stranded)	[mm ²]	-/-
额定冲击电压/污染等级 Rated surge voltage/Pollution degree	[KV/-]	6/3
过电压等级/绝缘材料组别 Overvoltage category/Insulating material group		III/I
接线容量 Connection capacity		
带管状裸端头/管状预绝缘端头的柔性导线 Stranded with ferrule without/with plastic sleeve	[mm ²]	0.2-1.5/0.2-1.5
多导线连接 (截面面积相同的两导线) Multiple connection (2 conductors with same cross section)		
刚性导线/柔性导线 Solid/stranded	[mm ²]	0.2-0.75/0.2-0.75
带管状裸端头的柔性导线 Stranded with ferrules without plastic sleeve	[mm ²]	0.2-0.34
带TWIN管状预绝缘端头的柔性导线 Stranded with TWIN ferrule with plastic sleeve	[mm ²]	0.5
General data		
剥线长度 Stripping length	[mm]	7
塞规 Internal cylindrical gage(IEC 60947-1)		A1
螺钉类型 Screw thread		M2
扭矩 Tightening torque	[Nm]	0.2
绝缘材料 Insulating material		PA
根据UL94所确定的材料阻燃等级 Inflammability class acc. to UL94		V0

UL vs CE RoHS REACH

	U [V]	I [A]	Wire size
IEC 60947-7-1	500	17.5	0.2-1.5mm ²
UL 1059	600	10	26-16AWG


型号 Type	I _{max}	Purchase Pkt.
PC1.5		50
D-PC1.5		100

FBR10-4	12A	10
---------	-----	----

ATP-PC		50
--------	--	----

ZB 4		
SZS 0.4X2.5		


PC Series



PC 2.5B

UL US CE RoHS REACH


	U [V]	I [A]	Wire size
IEC 60947-7-1	800	24	0.2-2.5mm ²
UL 1059	600	20	24-12AWG



PC 2.5

UL US CE RoHS REACH

	U [V]	I [A]	Wire size
IEC 60947-7-1	800	24	0.2-2.5mm ²
UL 1059	600	20	24-12AWG



PC 4

UL US CE RoHS REACH

	U [V]	I [A]	Wire size
IEC 60947-7-1	800	32	0.2-4.0mm ²
UL 1059	600	30	24-10AWG

PC SERIES

型号 Type	I _{max}	Purchase Pkt.
PC2.5B		50
D-PC1.5		100
FBI 2-6	24A	10
FBI 3-6		10
FBI 5-6		10
FBI 10-6		10
EB 2-6	24A	100
EB 3-6		100
EB10-6		10
ISSBI 10-6		10
IS-K 4		100
USBR 2-7		1
TS-KK 3		100
ATP-PC		50
DSB 3/10/4		100
DSBJ 3/13/4		100
ZB 6		
SZS 0.6X3.5		


型号 Type	I _{max}	Purchase Pkt.
PC2.5		50
D-PC2.5		200
FBR1 2-5	24A	10
FBR1 3-5		10
FBR1 5-5		10
FBR1 10-5		10
EB 2-5	24A	10
EB 3-5		10
EB10-5		10
TS-K		50
ATP-PC		50
DSB 3/10/4		100
DSBJ 3/13/4		100
ZB 5		
SZS 0.6X3.5		

型号 Type	I _{max}	Purchase Pkt.
PC4		50
D-PC2.5		200
FBI 2-6	32A	10
FBI 3-6		10
FBI 5-6		10
FBI 10-6		10
EB 2-6	32A	100
EB 3-6		100
EB10-6		10
ISSBI 10-6		10
IS-K 4		100
USBR 2-7		1
TS-K		50
ATP-PC		50
DSB 3/10/4		100
DSBJ 3/13/4		100
ZB 6		
SZS 0.6X3.5		

6.2/42.5/1.5 42/49.5/47
24/2.5 2.5/2.5 8/3 III/I
0.2-2.5/0.2-2.5
0.2-1.5/0.2-1.5 0.2-1.5 0.5-1.5
7 A3 M3 0.5 PA V0

5.2/42.5/1.6 47/54.5/52
24/2.5 2.5/2.5 8/3 III/I
0.2-2.5/0.2-2.5
0.2-1.5/0.2-1.5 0.2-1.5 0.5-1
8 A3 M3 0.5 PA V0

6.2/42.5/1.6 47/54.5/52
32/4 4/4 8/3 III/I
0.2-4/0.2-4
0.2-1.5/0.2-1.5 0.2-1.5 0.5-2.5
8 A4 M3 0.5 PA V0



PC 6

UL US CE RoHS REACH

	U [V]	I [A]	Wire size
IEC 60947-7-1	800	41	0.2-6.0mm ²
UL 1059	600	50	24-8AWG












通用型PC系列接线端子，经过严格的测试，产品性能符合IEC60079标准，完全能满足爆炸性气体环境用电气设备的相关要求，因此产品广泛应用于电力以及石油和化工等行业。端子的外形尺寸也已经进行了优化，从PC2.5到PC10所有端子的外形轮廓尺寸相同，只是厚度不同，所以相配套的分组隔板或端板等附件都能够通用，使用更加灵活。

Standard PC series terminal blocks, function of products are approved by standard IEC60079 Through strict testing, completely meet the requirement of electrical apparatus for explosive gas atmospheres, thus products are available in wide ranges such as electric power, oil and chemical industry.

The shape of terminal blocks got optimized, all of PC series from PC2.5 to PC10 are with the same size in the shape, just with different thickness, so matching accessories such as separating plates or end covers etc. Are available for using much more flexible.

说明 Specification

端子，带通用安装脚，可安装在U/U/U型导轨上
Terminal block, with universal foot for mounting on U/U/U

端板 Cover		
固定式桥接件 Fixed bridge	2P 3P 5P 10P	
边插桥接件 Insertion bridge	2P 3P 10P	
带绝缘垫块桥接件，10位 绝缘垫块 Bridge bar isolator	10P	
开关桥接件 Switching bridge		
隔片 Separating plate		
分组隔板，厚1.5mm Partition plate		
测试插孔座 Test plug socket		
绝缘测试插孔座 Test plug socket, insulated		
标记条 Zack strip		
螺丝刀 Screw driver		

Technical data

尺寸 Dimensions	
厚度/宽度/端板厚度 T/W/Cover thickness	[mm] 8.2/42.5/1.6
高度 Height (NS35:7.5/NS35:15/NS32)	[mm] 47/54.5/52
技术参数符合IEC/DIN VDE 标准 Technical data in accordance with IEC/DIN VDE	
最大额定工作电流/截面积 Maximum load current/cross section	[A]/[mm ²] 41/6
使用边插式桥接件时可接导线最大截面积（刚性/柔性） Max. Cross section with insertion bridge(solid/stranded)	[mm ²] 4/4
额定冲击电压/污染等级 Rated surge voltage/Pollution degree	[KV/-] 8/3
过电压等级/绝缘材料组别 Overvoltage category/Insulating material group	III/I
接线容量 Connection capacity	
带管状裸端头/管状预绝缘端头的柔性导线 Stranded with ferrule without/with plastic sleeve	[mm ²] 0.2-6/0.2-6
多导线连接（截面积相同的两导线） Multiple connection(2 conductors with same cross section)	
刚性导线/柔性导线 Solid/stranded	[mm ²] 0.2-2.5/0.2-2.5
带管状裸端头的柔性导线 Stranded with ferrules without plastic sleeve	[mm ²] 0.2-1.5
带TWIN管状预绝缘端头的柔性导线 Stranded with TWIN ferrule with plastic sleeve	[mm ²] 0.5-4
General data	
剥线长度 Stripping length	[mm] 10
塞规 Internal cylindrical gage (IEC 60947-1)	A5
螺钉类型 Screw thread	M4
扭矩 Tightening torque	[Nm] 1.2
绝缘材料 Insulating material	PA
根据UL94所确定的材料阻燃等级 Inflammability class acc. to UL94	V0


型号 Type

型号 Type	I _{max}	Purchase Pkt.
PC6		50
D-PC2.5		200
FBI 2-8	41A	10
FBI 3-8		10
FBI 5-8		10
FBI 10-8		10
EB 2-8	41A	100
EB 3-8		100
EB10-8		10
ISSBI 10-8		10
IS-K 10		100
SB 2-8/13N		1
TS-K		50
ATP-PC		50
DSB 4/7/6		100
DSBJ 4/15/6		
ZB 8		
SZS 1.0X4.0		


PC Series



PC 10



PC 16



PC 35

UL US CE RoHS REACH

	U [V]	I [A]	Wire size
IEC 60947-7-1	800	57	0.2-10.0mm ²
UL 1059	600	65	20-6AWG

UL US CE RoHS REACH

	U [V]	I [A]	Wire size
IEC 60947-7-1	800	76	0.2-16.0mm ²
UL 1059	600	85	12-4AWG

UL US CE RoHS REACH

	U [V]	I [A]	Wire size
IEC 60947-7-1	1000	125	0.2-35.0mm ²
UL 1059	600	150	1/0-18AWG

型号 Type	I _{max}	Purchase Pkt.
PC10		50
D-PC2.5		200
FBI 2-10	57A	10
FBI 3-10		10
FBI 5-10		10
FBI 10-10		10
EB 2-10	57A	100
EB 3-10		100
EB10-10		10
ISSBI 10-10		10
IS-K 10		100
TS-K		50
ATP-PC		50
DSB 4/7/6		100
DSBJ 4/15/6		
ZB 10		
SZS 1.0X4.0		

型号 Type	I _{max}	Purchase Pkt.
PC16		50
D-PC16		200
FBI 10-12	76A	10
EB10-12	70A	10
TS-K		50
ATP-PC		50
DSB 4/7/6		100
DSBJ 4/15/6		
ZB 10		
SZS 1.0X4.0		


型号 Type	I _{max}	Purchase Pkt.
PC35		50
FBI 2-15	125A	10
FBI 3-15		10
EB 10-15	110A	10
SBH 2-15		1
TS-K		50
TP-PC35		10
DSB 6/5/6		100
ZB 10		
SZS 1.0X6.5		

10.2/42.5/1.6 47/54.5/52
57/10 10/10 8/3 III/I
0.5-10/0.5-6
0.5-4/0.5-4 0.5-2.5 0.5-6
10 B6 M4 1.2 PA V0

12.2/42.5/1.5 54/61.5/59
76/16 16/16 8/3 III/I
1.5-16/1.5-16
1.5-6/1.5-4 1.5-6 0.75-10
11 B7 M4 1.2 PA V0

15.2/50/- 62/69.5/67
125/35 35/35 8/3 III/I
0.75-35/0.75-35
0.75-16/0.75-10 0.75-10 0.75-6
16 B9 M6 2.5 PA V0

PC SERIES



PC 50

CE RoHS REACH

	U [V]	I [A]	Wire size
IEC 60947-7-1	1000	150	25-50mm ²
UL 1059	600	150	6-1/0AWG

通用型PC系列大电流端子，绝缘件采用尼龙66，具有良好的韧性和阻燃性；绝缘件由左右两部分扣合在一起，构成一个封闭绝缘外壳，安全性能更好。产品设计符合IEC60947等国际标准，并且具有以下优点：

---端子具有通用安装脚，利用端子所带的锁定辅助弹簧，因而可以安装在U型NS 35及G型NS 32两种标准的导轨上。

---接线容量大，可接导线的截面范围为16-240 mm²。

---接线更牢固，端子夹线体底部呈棱柱形，保证了导线的三点对中。

---更低接触电阻，夹线体底面带槽纹，确保接线后载流体与导线的接触更可靠。

Standard PC series terminal blocks, the insulator housings are made from PA66, with excellent pliability and fire resistance; The two parts of insulator housings buckle together to make up one completely sealed insulator housing, with much better security. The design of the products are in accordance with international standards IEC60947 and so on, And have following advantages:

----With standard mounting support, terminal blocks can be fixed on both U type NS35 and G type NS 32 rails.

----with big connect capacity ranges from 16 to 240 mm².


----with much better stable connecting wire, the base of terminal clamp is prismatic to make sure three points of wire forward to center.

----Low contact resistance, the contact surface with ribbing to make sure wire contact current more reliable after connecting wire.


说明 Specification		
端子，可安装在 U / U / G Terminal block		
固定式桥接件 Fixed bridge	2-P 3-P 10-P	
边插桥接件 Insertion Bridge	2-P 3-P	
分接端子 Pick-off Terminal Block		
棱柱补偿块 Insertion Profile		
终端固定件 End Bracket		
内六角螺钉扳手 Hexagon screw wrench		
标记条 Zack Strip		
螺丝刀 Screwdriver		
Technical data		
尺寸 Dimensions		
厚度/宽度 T/W	[mm]	
高度 Height (NS35:15/NS32)	[mm]	
技术参数符合IEC/DIN VDE 标准 Technical data in accordance with IEC/DIN VDE		
最大额定工作电流/截面积 Maximum load current/cross section 使用边插式桥接件时可接导线最大截面积 (刚性/柔性) Max. Cross section with insertion bridge(solid/stranded)[mm ²]	[A]/[mm ²]	150/50
额定冲击电压/污染等级 Rated surge voltage/Rated current 绝缘材料/阻燃等级 Insulating material/Inflammability class	[KV/-]	8/3 III/I
接线容量 Connection capacity		
带管状裸端头/管状预绝缘端头的柔性导线 Stranded with ferrule without/with plastic sleeve	[mm ²]	25-50/25-50
多导线连接 (截面积相同的两导线) Multiple connection(2 conductors with same cross section)		
刚性导线/柔性导线 Solid/stranded	[mm ²]	10-16/10-16
带管状裸端头的柔性导线 Stranded with ferrules without plastic sleeve	[mm ²]	10-16
General data		
剥线长度 Stripping length	[mm]	24
塞规 Internal Cylindrical Gage (IEC 60947-1)		B10
螺钉类型 Screw thread		M6
扭矩 Tightening torque	[Nm]	2.5
绝缘材料 Insulating material		PA
根据UL94所确定的材料阻燃等级 Inflammability class acc. To UL94		V0

型号 Type	I _{max}	Purchase Pkt.
PC50		10
FBI 2-20 FBI 3-20	150A	10 10
AGK 10-PC 50		10
PC50EP		10
E/AL-NS 32 E/AL-NS 35		10 10
ZB 10		
SZS 1.2X8.0		


PC Series



PC 95



PC 150



PC 240

PC SERIES

	U [V]	I [A]	Wire size
IEC 60947-7-1	1000	232	35-95mm ²
UL 1059	600	230	4-3/0AWG

	U [V]	I [A]	Wire size
IEC 60947-7-1	1000	309	50-150mm ²
UL 1059	600	285	2-300MCM

	U [V]	I [A]	Wire size
IEC 60947-7-1	1000	415	70-240mm ²
UL 1059	800	380	1/0-500MCM

型号 Type	I _{max}	Purchase Pkt.
PC95		9
EB 2-25/PC EB 3-25/PC	232A	10
AGK 10-PC 95		10
PC95EP		10
E/AL-NS 32 E/AL-NS 35		10
ISS 6		
ZB 10		


型号 Type	I _{max}	Purchase Pkt.
PC150		10
EB 2-31/PC EB 3-31/PC	232A	10
AGK 10-PC 150/240		10
PC150/240EP		10
E/AL-NS 32 E/AL-NS 35		10
ISS 8		
ZB 10		

型号 Type	I _{max}	Purchase Pkt.
PC240		10
EB 2-36/PC EB 3-36/PC	320A	10
AGK 10-PC 150/240		10
PC150/240EP		10
E/AL-NS 32 E/AL-NS 35		10
ISS 8		
ZB 10		



25/83 97.5/95.5
232/95 95/70 8/3 III/I
35-95/35-95
25-35/25-35 16-35
33 B12 M8 ¹⁾ 3.5 PA V0

31/100 118.5/116
309/150 150/120 8/3 III/I
50-150/50-150
25-50/35-50 25-50
40 B14 M10 4.0 PA V0

36/100 131.5/129.5
415/240 240/185 8/3 III/I
70-185/70-185
35-95/50-95 35-50
40 B15 M10 4.0 PA V0



PC SERIES



PC 1.5-PE

PC 2.5B-PE

UL US CE RoHS REACH

	U [V]	I [A]	Wire size
IEC 60947-7-2	-	-	0.2-1.5mm ²
UL 1059	-	-	26-14AWG

	U [V]	I [A]	Wire size
IEC 60947-7-2	-	-	0.2-2.5mm ²
UL 1059	-	-	24-12AWG

说明 Specification

接地端子，可安装在 U / U / U 型导轨上
Ground terminal block, for mounting on U / U / U

标记条 Zack Strip



螺丝刀 Screw driver

Technical data

尺寸 Dimensions

厚度/宽度 T/W [Mm]

高度 Height (NS35:7.5/NS35:15/NS32) [mm]

技术参数符合 IEC/ DIN VDE 标准

Technical data in accordance with IEC/DIN VDE

额定冲击电压/污染等级 [KV/-] 6 / 3

过电压等级/绝缘材料组别 III/I

Overvoltage category/Insulating material group III/I

接线容量 Connection capacity

带管状裸端头/管状预绝缘端头的柔性导线 [mm²]

Stranded with ferrule without/with plastic sleeve 0.2-0.75 / 0.2-0.75

多导线连接 (截面积相同的两导线)

Multiple connection (2 conductors with same cross section)

刚性导线/柔性导线 Solid/stranded [mm²]

带管状裸端头的柔性导线 [mm²]

Stranded with ferrules without plastic sleeve 0.2-0.34

带 TWIN 管状预绝缘端头的柔性导线 [mm²]

Stranded with TWIN ferrule with plastic sleeve 0.5

General data

剥线长度 Stripping length [mm] 7

塞规 Internal cylindrical gage (IEC 60947-1) A1

接线位螺钉:类型/扭距 Terminal screw: thread/ torque [Nm] M2/0.2

中央紧固螺钉:类型/扭距 Mounting screw:thread/ torque [Nm] M2/0.2

绝缘材料 Insulating material PA

根据 UL94 所确定的材料阻燃等级 Inflammability class acc. to UL94 V0

型号 Type	Purchase Pkt.
PC1.5-PE	50
ZB4	
SZS 0.4X2.5	

型号 Type	Purchase Pkt.
PC2.5B-PE	50
ZB6	
SZS 0.6X3.5	

厚度/宽度 T/W [Mm]	4.2 / 42.5
高度 Height [mm]	42 / 49.5 / 47
额定冲击电压/污染等级 [KV/-]	6 / 3
过电压等级/绝缘材料组别	III/I
带管状裸端头/管状预绝缘端头的柔性导线 [mm ²]	0.2-0.75 / 0.2-0.75
刚性导线/柔性导线 Solid/stranded [mm ²]	0.2-0.75 / 0.2-0.75
带管状裸端头的柔性导线 [mm ²]	0.2-0.34
带 TWIN 管状预绝缘端头的柔性导线 [mm ²]	0.5
剥线长度 Stripping length [mm]	7
塞规 Internal cylindrical gage (IEC 60947-1)	A1
接线位螺钉:类型/扭距 Terminal screw: thread/ torque [Nm]	M2/0.2
中央紧固螺钉:类型/扭距 Mounting screw:thread/ torque [Nm]	M2/0.2
绝缘材料 Insulating material	PA
根据 UL94 所确定的材料阻燃等级 Inflammability class acc. to UL94	V0

厚度/宽度 T/W [Mm]	6.2 / 42.5
高度 Height [mm]	42 / 49.5 / 47
额定冲击电压/污染等级 [KV/-]	8 / 3
过电压等级/绝缘材料组别	III/I
带管状裸端头/管状预绝缘端头的柔性导线 [mm ²]	0.2-2.5 / 0.2-2.5
刚性导线/柔性导线 Solid/stranded [mm ²]	0.2-1.5 / 0.2-1.5
带管状裸端头的柔性导线 [mm ²]	0.2-1.5
带 TWIN 管状预绝缘端头的柔性导线 [mm ²]	0.5-1.5
剥线长度 Stripping length [mm]	7
塞规 Internal cylindrical gage (IEC 60947-1)	A3
接线位螺钉:类型/扭距 Terminal screw: thread/ torque [Nm]	M3/0.5
中央紧固螺钉:类型/扭距 Mounting screw:thread/ torque [Nm]	M3/0.5
绝缘材料 Insulating material	PA
根据 UL94 所确定的材料阻燃等级 Inflammability class acc. to UL94	V0

PC Series



PC 2.5-PE

UL US CE RoHS REACH

	U [V]	I [A]	Wire size
IEC 60947-7-2	-	-	0.2-2.5mm ²
UL 1059	-	-	24-12AWG

型号 Type	Purchase Pkt.
PC2.5-PE	50
ZB5	
SZS 0.6X3.5	


5.2/42.5 47/54.5/52

8/3 III/I

0.2-2.5/0.2-1.5

0.2-1.5/0.2-1.5 0.2-1.5 0.5-1.5

8 A3 M3/0.5 M2.5/0.4 PA V0



PC 4-PE

UL US CE RoHS REACH

	U [V]	I [A]	Wire size
IEC 60947-7-2	-	-	0.2-4mm ²
UL 1059	-	-	24-10AWG

型号 Type	Purchase Pkt.
PC4-PE	50
ZB6	
SZS 0.6X3.5	


6.2/42.5 47/54.5/52

8/3 III/I

0.2-4/-0.2-2.5

0.2-1/0.2-1.5 0.2-1.5 0.5-2.5

8 A4 M3/0.5 M3/0.5 PA V0



PC 6-PE

UL US CE RoHS REACH

	U [V]	I [A]	Wire size
IEC 60947-7-2	-	-	0.2-6mm ²
UL 1059	-	-	24-10AWG

型号 Type	Purchase Pkt.
PC6-PE	50
ZB8	
SZS 1.0X4.0	

8.2/42.5 47/54.5/52

8/3 III/I

0.2-6/0.2-6


0.2-2.5/0.2-2.5 0.2-1.5 0.5-4

10 A5 M4/1.2 M4/1.2 PA V0
--


PC SERIES

通用型PC-PE系列接地端子，端子的外形尺寸也已经进行了优化，此类端子有着和相对应的通用型PC系列端子相同的外形轮廓尺寸，绝缘件采用尼龙66，具有良好的韧性和阻燃性，绝缘件的颜色采用黄绿色相间，产品设计符合IEC60947、UL1059等国际标准。

Standard PC-PE series terminal blocks, with optimized shape of terminal blocks, this type products have the same shape sizes with corresponding standard PC series, the insulator housings are made from PA66, with excellent pliability and fire resistance, the color of insulator housing is yellow-green, The design of the products are approved by international standard IEC60947, UL1059 and etc.



PC 10-PE



PC 16-PE

	UL vs CE RoHS REACH		
	U [V]	I [A]	Wire size
IEC 60947-7-2	-	-	0.2-10mm ²
UL 1059	-	-	24-6AWG

	CE RoHS REACH		
	U [V]	I [A]	Wire size
IEC 60947-7-2	-	-	0.2-16mm ²
UL 1059	-	-	12-4AWG

PC SERIES

说明 Specification	
接地端子，可安装在 ~ / ~ / ~ 型导轨上 Ground terminal block, for mounting on ~ / ~ / ~	
标记条 Zack Strip	
螺丝刀 Screw driver	
Technical data	
尺寸 Dimensions	
厚度/宽度 T/W	[mm]
高度 Height (NS35:7.5/NS35:15/NS32)	[mm]
技术参数符合IEC/DIN VDE 标准 Technical data in accordance with IEC/DIN VDE	
额定冲击电压/污染等级 Rated surge voltage/Pollution degree	[KV/-]
过电压等级/绝缘材料组别 Overvoltage category/Insulating material group	
接线容量 Connection capacity	
带管状裸端头/管状预绝缘端头的柔性导线 Stranded with ferrule without/with plastic sleeve	[mm ²]
多导线连接 (截面积相同的两导线) Multiple connection (2 conductors with same cross section)	
刚性导线/柔性导线 Solid/stranded	[mm ²]
带管状裸端头的柔性导线 Stranded with ferrules without plastic sleeve	[mm ²]
带TWIN管状预绝缘端头的柔性导线 Stranded with TWIN ferrule with plastic sleeve	[mm ²]
General data	
剥线长度 Stripping length	[mm]
塞规 Internal cylindrical gage(IEC 60947-1)	
接线位螺钉:类型/扭距 Terminal screw: thread/ torque	[Nm]
中央紧固螺钉:类型/扭距 Mounting screw:thread/ torque	[Nm]
绝缘材料 Insulating material	
根据UL94所确定的材料阻燃等级 Inflammability class acc. to UL94	

型号 Type	Purchase Pkt.
PC10-PE	50
ZB 10	
SZS 1.0x4.0	

厚度/宽度 T/W	高度 Height
10.2/42.5	47/54.5/52

额定冲击电压/污染等级	过电压等级/绝缘材料组别
8/3	III/I

带管状裸端头/管状预绝缘端头的柔性导线	多导线连接 (截面积相同的两导线)
0.5-10/0.5-6	0.5-4/0.5-4
	0.5-2.5
	0.5-6

剥线长度	塞规	接线位螺钉:类型/扭距	中央紧固螺钉:类型/扭距	绝缘材料
10	B6	M4/1.2	M4/1.2	PA
				V0

型号 Type	Purchase Pkt.
PC16-PE	50
ZB 10	
SZS 1.0x4.0	


厚度/宽度 T/W	高度 Height
12.2/42.5	54/61.5/59

额定冲击电压/污染等级	过电压等级/绝缘材料组别
8/3	III/I


带管状裸端头/管状预绝缘端头的柔性导线	多导线连接 (截面积相同的两导线)
1.5-16/1.5-16	1.5-6/1.5-4
	1.5-6
	0.75-10

剥线长度	塞规	接线位螺钉:类型/扭距	中央紧固螺钉:类型/扭距	绝缘材料
11	B7	M4/1.2	M4/1.2	PA
				V0

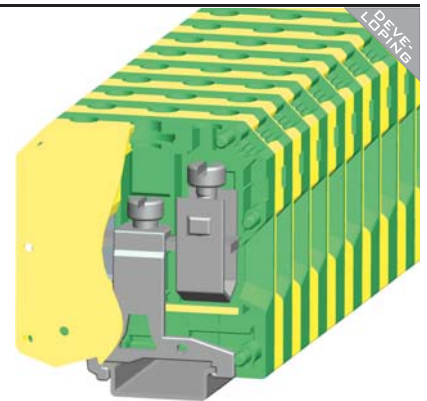
PC Series



PC 35-PE



PC 50-PE



PC 95-PE

CE RoHS REACH

	U [V]	I [A]	Wire size
IEC 60947-7-2	-	-	0.2-35.0mm ²
UL 1059	-	-	18-2AWG

	U [V]	I [A]	Wire size
IEC 60947-7-2	-	-	25-50mm ²
UL 1059	-	-	6-1/0WG

	U [V]	I [A]	Wire size
IEC 60947-7-2	-	-	35-95mm ²
UL 1059	-	-	4-3/0AWG

型号 Type	Purchase Pkt.
PC35-PE	30
ZB 10	
SZS 1.0x6.5	

型号 Type	Purchase Pkt.
PC50-PE	10
ZB 10	
SZS 1.2x8.0	


型号 Type	Purchase Pkt.
PC95-PE	10
ZB 10	
ISS 6	

15.2/50 62/69.5/67
8/3 III/I
0.75-35/0.75-35
0.75-16/0.75-10 0.75-10 0.75-6
15 B9 M6/2.5 M5/2.0 PA V0

20/70.5 -/83.5/81.5
8/3 III/I
25-50/25-50
10-16/10-16 10-16 -
24 B10 M6/2.5 M6/2.5 PA V0

25/83 -/99/96.5
8/3 III/I
35-95/35-95
25-35/25-35 16-35 -
30 B12 M8/3.5 M8/3.5 PA V0

PC SERIES



PC SERIES

通用型PC-TW系列3导体接线端子，此类端子主要用于解决：电气连接过程中的“电位分配”问题，例如：将两根或更多根数的导线接到同一个端子上，特别是当两根导线类型和截面尺寸有很大差别时，例如：PC10-PL能同时各接1条截面积为10mm²和4 mm²的任意类型导线。绝缘件采用尼龙66，具有良好的韧性和阻燃性，铜合金压线框结构，提供潮湿，盐雾等恶劣环境下的长期保护，产品设计符合IEC60947、IEC60079、UL1059、UL486E、CSA C22.2 No.158等国际标准。并且具有以下优点：


- 端子载流体采用含铜量99%以上的紫铜，极低的接触电阻值，导电性能最好。
- 对于多个截面等级的端子配备有统一附件：例如端板、分组隔板，终端固定件等。
- 电位分配可通过使用中间固定式桥接件或边插式桥接件两种不同的方式来实现。
- 接线标识可采用统一的ZB系列标识系统，使用方便，灵活。

Standard PC-TW 3-conductor series terminal blocks, this type of products are mainly used to : the Solution of power distribution, for example: we connecting two or more ropes of leads to the same terminal, especially when the two leads have quite many differences on the types and cross section size, such as PC10-PL can connect simultaneously any types of conductor wires with section of 10 mm² and 4 mm². The insulator housings are made from PA66, with excellent pliability and fire resistance, The blocks adopt copper alloy pressure clamp connection system with advantages of long-term protection from bad circumstance such as humidity, salt mist, etc. The design of the products are in accordance with international standards such as IEC60947、IEC60079、UL1059、UL486E、CSAC22.2No.158., and have following advantages:

- The current carriers of terminal blocks are made from pure copper, copper volume is 99%, with excellent lowest contact resistance and the best electrical conductivity.
- Uniform accessories such as end covers, separating plates, end bracket, etc, for covering a wide range of cross sections.
- Power distribution alternatively via fixed bridges in the terminal center or insertion bridges in the clamping space.
- with uniform marking methods of the ZB series marking system, much more convenient and flexible.

说明 Specification


端子，带通用安装脚，可安装在 \sim / \sim / \sim 型导轨上
Terminal block, with universal foot for mounting on \sim / \sim / \sim


端板Cover 

固定式桥接件,10位
Fixed bridge,10P 


边插桥接件 2P
Insertion bridge 3P
10P 

带绝缘垫块桥接件，10位 Isolator bridge bar, 10 P
绝缘垫块 Bridge bar isolator 

隔片 Separating plate 

测试插孔座 Test plug socket 

绝缘测试插孔座 Test plug socket, insulated 

标记条 Zack Strip 

螺丝刀 Screw driver 

Technical data

尺寸 Dimensions

厚度/宽度/端板厚度 T/W/Cover thickness [mm] 5.2/50.5/2
高度 Height (NS35:7.5/NS35:15/NS32) [mm] 47/54.5/52

技术参数符合IEC/DIN VDE 标准

Technical data in accordance with IEC/DIN VDE

贯通层:最大额定工作电流/截面积
Continuity:Max. load current/cross section [A]/[mm²] 24/2.5

分接接线位:最大额定工作电流/截面积
Pick-off:Max. load current/cross section [A]/[mm²] -

使用边插式桥接件时可接导线最大截面积 (刚性/柔性)
Max. Cross section with insertion bridge(solid/stranded)[mm²] 2.5/2.5

额定冲击电压/污染等级
Rated surge voltage/Pollution degree [KV/-] 6/3

过电压等级/绝缘材料组别
Overvoltage category/Insulating material group III/I

贯通层接线容量 Continuity: connection capacity

带管状裸端头/管状预绝缘端头的柔性导线
Stranded with ferrule without/with plastic sleeve [mm²] 0.2-1.5/0.2-1

分接接线位接线容量 Pick-off: connection capacity

带管状裸端头/管状预绝缘端头的柔性导线
Stranded with ferrule without/with plastic sleeve [mm²] -

贯通层:截面积相同的两导线
Continuity:2 conductors with same cross section

刚性导线/柔性导线 Solid/stranded [mm²] 0.2-0.5/0.2-0.5

带管状裸端头的柔性导线
Stranded with ferrules without plastic sleeve [mm²] 0.2-0.5

带TWIN管状预绝缘端头的柔性导线
Stranded with TWIN ferrule with plastic sleeve [mm²] 0.5-0.75

分接接线位:截面积相同的两导线
Pick-off: 2 conductors with same cross section

刚性导线/柔性导线 Solid/stranded [mm²] -

带管状裸端头的柔性导线
Stranded with ferrules without plastic sleeve [mm²] -

带TWIN管状预绝缘端头的柔性导线
Stranded with TWIN ferrule with plastic sleeve [mm²] -

General data

剥线长度:贯通层/分接接线位
Stripping length:continuity / pick-off [mm] 8/-

塞规 (IEC 60947-1):贯通层/分接接线位
Internal cylindrical gage (IEC 60947-1):continuity / pick-off A3/-

贯通层:螺钉类型/ 扭矩 Continuity: thread / torque - / [Nm] M3/0.5

分接接线位:螺钉类型/ 扭矩 Pick-off: thread / torque - / [Nm] -

绝缘材料 Insulating material PA

根据UL94所确定的材料阻燃等级 Inflammability class acc. to UL94 V0

PC 2.5-TW

UL US CE RoHS REACH

	U [V]	I [A]	Wire size
IEC 60947-7-1	400	24	0.2-2.5mm ²
UL 1059	300	20	30-12AWG

型号 Type	I _{max}	Purchase Pkt.
PC2.5-TW		50
D-PC2.5-TW		100
FBRI 10-5	24A	10
EB 2-5	24A	10
EB 3-5		10
EB 10-5		10
TS-K		50
DSB 3/10/4		100
DSBJ 3/13/4		100
ZB 5		
SZS 0.6X3.5		

厚度/宽度/端板厚度 T/W/Cover thickness [mm]	5.2/50.5/2
高度 Height (NS35:7.5/NS35:15/NS32) [mm]	47/54.5/52

Technical data in accordance with IEC/DIN VDE

贯通层:最大额定工作电流/截面积 [A]/[mm²] 24/2.5

分接接线位:最大额定工作电流/截面积 [A]/[mm²] -

使用边插式桥接件时可接导线最大截面积 (刚性/柔性) [mm²] 2.5/2.5

额定冲击电压/污染等级 [KV/-] 6/3

过电压等级/绝缘材料组别 III/I

贯通层接线容量 Continuity: connection capacity

带管状裸端头/管状预绝缘端头的柔性导线 [mm²] 0.2-1.5/0.2-1

分接接线位接线容量 Pick-off: connection capacity

带管状裸端头/管状预绝缘端头的柔性导线 [mm²] -

贯通层:截面积相同的两导线

刚性导线/柔性导线 Solid/stranded [mm²] 0.2-0.5/0.2-0.5

带管状裸端头的柔性导线 [mm²] 0.2-0.5

带TWIN管状预绝缘端头的柔性导线 [mm²] 0.5-0.75

分接接线位:截面积相同的两导线

刚性导线/柔性导线 Solid/stranded [mm²] -

带管状裸端头的柔性导线 [mm²] -

带TWIN管状预绝缘端头的柔性导线 [mm²] -

General data

剥线长度:贯通层/分接接线位 [mm] 8/-

塞规 (IEC 60947-1):贯通层/分接接线位 A3/-


贯通层:螺钉类型/ 扭矩 Continuity: thread / torque - / [Nm] M3/0.5

分接接线位:螺钉类型/ 扭矩 Pick-off: thread / torque - / [Nm] -

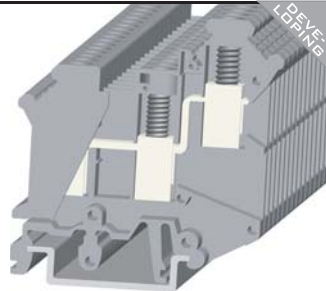
绝缘材料 Insulating material PA

根据UL94所确定的材料阻燃等级 Inflammability class acc. to UL94 V0

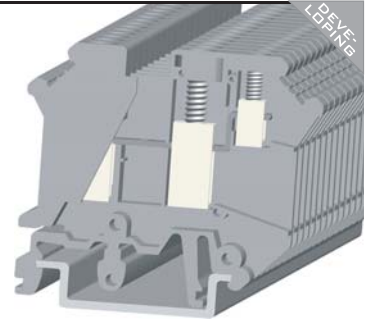
PC Series



PC 4-TW



PC 10-TW



PC 10-PL

UL US CE ROHS REACH

	U [V]	I [A]	Wire size
IEC 60947-7-1	500	32	0.2-4.0mm ²
UL 1059	300	30	30-10AWG

型号 Type	I _{max}	Purchase Pkt.
PC4-TW		50
D-PC2.5-TW		100

FBI 10-6	32A	10
EB 2-6	32A	100
EB 3-6		100
EB 10-6		10
ISSBI 10-6		10
IS-K4		100
TS-K		50
DSB 3/10/4		100
DSBJ 3/13/4		100
ZB 6		
SZS 0.6X3.5		

6.2/50.5/2
47/54.5/52

32/4
-
4/4
6/3
III/I

0.2-4/0.2-2.5

-

0.2-1.5/0.2-1.5
0.2-1.5
0.5-1.5

-
-
-

8/-
A4/-
M3/0.5
-
PA
V0

	U [V]	I [A]	Wire size
IEC 60947-7-1	800	57	0.2-10mm ²
UL 1059	600	65	20-6AWG

型号 Type	I _{max}	Purchase Pkt.
PC10-TW		50

FBI 10-10	57A	10
ISSBI 10-10		10
IS-K10		100
TS-KK3		50
DSB 4/7/6		100
DSBJ 4/15/6		
ZB 10		
SZS 1.0X4.0		

10.2/56.5/-
59/66.5/64

57/10
-
-
8/3
III/I

0.5-10/0.5-6

-

0.5-4/0.5-4
0.5-2.5
0.5-4

-
-
-

11/-
B6/-
M4/1.2
-
PA
V0

	U [V]	I [A]	Wire size
IEC 60947-7-1	800	57	0.2-10mm ²
UL 1059	600	65	24-6AWG
		30	24-10AWG

型号 Type	I _{max}	Purchase Pkt.
PC10-PL		50

FBI 10-10	57A	10
ISSBI 10-10		10
IS-K10		100
TS-KK3		50
DSB 4/7/6		100
DSBJ 4/15/6		
ZB 10		
SZS 1.0X4.0		

10.2/53/-
47/54.5/52

57/10
32/4
-
8/3
III/I

0.5-10/0.5-6


0.25-4/0.25-4

0.5-4/0.5-4
0.5-2.5
0.5-4

0.2-1.5/0.2-1.5
0.25-1.5
0.5-1.5

11/7
B6/A4
M4/1.2
M3/0.5
PA
V0


PC SERIES



PC 2.5-TW-PE

CE RoHS REACH

	U [V]	I [A]	Wire size
IEC 60947-7-2	-	-	0.2-2.5mm ²
UL 1059	-	-	24-14AWG



PC SERIES

通用型PC-TW-PE系列3导体接地端子，端子的外形尺寸也已经进行了优化，此类端子有着和相对应的通用型PC-TW系列端子相同的外形轮廓尺寸，绝缘件采用尼龙66，具有良好的韧性和阻燃性，绝缘件的颜色采用黄绿色相间，产品设计符合IEC60947、UL1059等国际标准。并且具有以下优点：

--- 端子具有通用安装脚，因而可以安装在U型NS 35及G型NS 32两种标准的导轨上。

--- 端子载流体采用含铜量99%以上的紫铜，极低的接触电阻值，导电性能最好。


--- 接线标识可采用统一的ZB系列标识系统，使用方便，灵活。




Standard PC-TW-PE 3-conductor series terminal blocks, with optimized shape of terminal blocks, this type products have the same shape sizes with corresponding standard PC series, the insulator housings are made from PA66, with excellent pliability and fire resistance, the color of insulator housing is yellow-green, The design of the products are approved by international standard IEC60947, UL1059, etc. and have following advantages:

----With standard mounting support, terminal blocks can be fixed on both U type NS35 and G type NS 32 rails.

----The current carriers of terminal blocks are made from pure copper, copper volume is 99%, with excellent lowest contact resistance and the best electrical conductivity;


----With uniform marking methods of the ZB series marking system, much more convenient and flexible.

The items marked " () " are the parts under developing.


说明 Specification	
接地端子,可安装在  型导轨上 Ground terminal block, for mounting on 	
标记条 Zack strip 	
螺丝刀 Screw driver	
Technical data	
尺寸 Dimensions	
厚度/宽度 T/W	[mm]
高度 Height (NS35:7.5/NS35:15/NS32)	[mm]
技术参数符合IEC/DIN VDE 标准 Technical data in accordance with IEC/DIN VDE	
贯通层:最大额定工作电流/截面积 Continuity:Max. load current/cross section	[A]/[mm ²]
分接接线位:最大额定工作电流/截面积 Pick-off:Max. load current/cross section	[A]/[mm ²]
额定冲击电压/污染等级 Rated surge voltage/Pollution degree	[KV/-]
过电压等级/绝缘材料组别 Overvoltage category/Insulating material group	III/I
贯通层:接线容量 Continuity:connection capacity	
带管状裸端头/管状预绝缘端头的柔性导线 Stranded with ferrule without/with plastic sleeve	[mm ²]
分接接线位:接线容量 Pick-off:connection capacity	
带管状裸端头/管状预绝缘端头的柔性导线 Stranded with ferrule without/with plastic sleeve	[mm ²]
贯通层:截面积相同的两导线 Continuity:2 conductors with same cross section	
刚性导线/柔性导线 Solid/stranded	[mm ²]
带管状裸端头的柔性导线 Stranded with ferrules without plastic sleeve	[mm ²]
带TWIN管状预绝缘端头的柔性导线 Stranded with TWIN ferrule with plastic sleeve	[mm ²]
分接接线位:截面积相同的两导线 Pick-off:2 conductors with same cross section	
刚性导线/柔性导线 Solid/stranded	[mm ²]
带管状裸端头的柔性导线 Stranded with ferrules without plastic sleeve	[mm ²]
带TWIN管状预绝缘端头的柔性导线 Stranded with TWIN ferrule with plastic sleeve	[mm ²]
General data	
剥线长度:贯通层 / 分接接线位 Stripping length: continuity / pick-off	[mm]
塞规 (IEC 60947-1): 贯通层 / 分接接线位 Internal cylindrical gage(IEC 60947-1): continuity / pick-off	A3/-
贯通层:螺钉类型/扭矩 Continuity: thread/ torque	-/[Nm]
分接接线位:螺钉类型/扭矩 Pick-off:thread/torque	-/[Nm]
绝缘材料 Insulating material	PA
根据UL94所确定的材料阻燃等级 Inflammability class acc.to UL94	V0

型号 Type	Purchase Pkt.
PC2.5-TW-PE	50
ZB 5	
SZS 0.6X3.5	

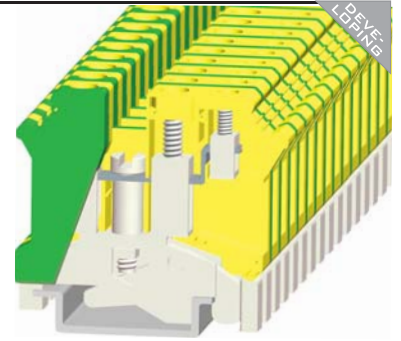
PC Series



PC 4-TW-PE



PC 10-TW-PE



PC 10-PL-PE

CE RoHS REACH

	U [V]	I [A]	Wire size
IEC 60947-7-2	-	-	0.2-4.0mm ²
UL 1059	-	-	24-12AWG

	U [V]	I [A]	Wire size
IEC60947-7-2	-	-	0.2-10mm ²
UL 1059	-	-	20-6AWG

	U [V]	I [A]	Wire size
IEC 60947-7-2	-	-	0.2-10mm ² 0.2-4mm ²
UL 1059	-	-	20-6AWG 24-10AWG

型号 Type	Purchase Pkt.
PC4-TW-PE	50
ZB 6	
SZS 0.6X3.5	

型号 Type	Purchase Pkt.
PC10-TW-PE	50
ZB 10	
SZS 1.0-4.0	

型号 Type	Purchase Pkt.
PC10-PL-PE	50
ZB 10	
SZS 1.0X4.0	

6.2/50.5
47/54.5/52

10.2/56.5
59/66.5/64

10.2/53
47/54.5/52

-
-
6/3
III/I

-
-
8/3
III/I

57/10
32/4
8/3
III/I

0.2-4/0.2-2.5

0.5-10/0.5-6

0.5-10/0.5-6

-

-

0.2-4/0.2-4

0.2-1.5/0.2-1.5
0.2-1.5
0.5-1.5

0.5-4/0.5-4
0.5-6
0.5-6

0.5-4/0.5-4
0.5-6
0.5-6

-
-
-

-
-
-



0.2-1.5/0.2-1.5
0.2-1.5
0.5-1.5

8/-
A4/-
M3/0.5
-
PA
V0

11/-
B6/-
M4/1.2
-
PA
V0

11/7
B6/A4
M4/1.2
M3/0.5
PA
V0

PC SERIES



PCDK 2.5

UL US CE RoHS REACH

	U [V]	I [A]	Wire size
IEC 60947-7-1	500	24	0.2-2.5mm ²
UL 1059	300	20	24-12AWG

型号 Type	I _{max}	Purchase Pkt.
PCDK2.5		50
D-PCDK2.5		100
FBRI 2-5	24A	10
FBRI 3-5		10
FBRI 4-5		10
FBRI 10-5		10
EB 2-5	24A	100
EB 3-5		100
EB10-5		10
TS-KK3		50
ZB5		
SZS 0.6X3.5		

Technical data	
尺寸 Dimensions	
厚度/宽度/端板厚度 T/W/Cover thickness	[mm] 5.2/63.5/1.5
高度 Height (NS35:7.5/NS35:15/NS32)	[mm] 47/54.5/52.5
技术参数符合IEC/DIN VDE 标准 Technical data in accordance with IEC/DIN VDE	
最大额定工作电流/截面积 Maximum load current/cross section	[A]/[mm ²] 24/2.5
使用边插式桥接件时可接导线最大截面积 (刚性/柔性) Max. Cross section with insertion bridge(solid/stranded)	[mm ²] 2.5/2.5
额定冲击电压/污染等级 Rated surge voltage/Pollution degree	[KV/-] 6/3
过电压等级/绝缘材料组别 Overvoltage category/Insulating material group	III/I
接线容量 Connection capacity	
带管状裸端头/管状预绝缘端头的柔性导线 Stranded with ferrule without/with plastic sleeve	[mm ²] 0.2-2.5/0.2-1.5
多导线连接 (截面积相同的两导线) Multiple connection (2 conductors with same cross section)	
刚性导线/柔性导线 Solid/stranded	[mm ²] 0.2-1/0.2-1.5
带管状裸端头的柔性导线 Stranded with ferrules without plastic sleeve	[mm ²] 0.2-1.5
带TWIN管状预绝缘端头的柔性导线 Stranded with TWIN ferrule with plastic sleeve	[mm ²] 0.5-1
General data	
剥线长度 Stripping length	[mm] 8
塞规 Internal cylindrical gage(IEC 60947-1)	A3
接线位:螺钉类型/扭矩 Terminal: thread/ torque	-/[Nm] M3/0.5
中央紧固:螺钉类型/扭矩 Mounting:thread/ torque	-/[Nm] -
绝缘材料 Insulating material	PA
根据UL94所确定的材料阻燃等级 nflammability class acc. to UL94	V0

说明 Specification

端子, 带通用安装脚, 可安装在 $\sim/\sim/\sim/\sim$ 型导轨上

Terminal block, with universal foot for mounting on $\sim/\sim/\sim/\sim$

端板 Cover

固定式桥接件, 10位 Fixed bridge 10P

固定式桥接件 Fixed bridge

边插桥接件 2P
Insertion bridge 3P
10P

带绝缘垫块桥接件, 10位 Isolator bridge bar, 10 P

绝缘垫块 Bridge bar isolator

开关桥接件 Switching bridge

隔片 Separating plate

标记条 Zack strip

螺丝刀 Screw driver

Technical data

尺寸 Dimensions

厚度/宽度/端板厚度 T/W/Cover thickness [mm]

高度 Height (NS35:7.5/NS35:15/NS32) [mm]

技术参数符合IEC/DIN VDE 标准
Technical data in accordance with IEC/DIN VDE

最大额定工作电流/截面积 [A]/[mm²]

使用边插式桥接件时可接导线最大截面积 (刚性/柔性)
Max. Cross section with insertion bridge(solid/stranded) [mm²]

额定冲击电压/污染等级 [KV/-]

过电压等级/绝缘材料组别

Overvoltage category/Insulating material group

接线容量 Connection capacity

带管状裸端头/管状预绝缘端头的柔性导线
Stranded with ferrule without/with plastic sleeve [mm²]

多导线连接 (截面积相同的两导线)
Multiple connection (2 conductors with same cross section)

刚性导线/柔性导线 Solid/stranded [mm²]

带管状裸端头的柔性导线
Stranded with ferrules without plastic sleeve [mm²]

带TWIN管状预绝缘端头的柔性导线
Stranded with TWIN ferrule with plastic sleeve [mm²]

General data

剥线长度 Stripping length [mm]

塞规 Internal cylindrical gage(IEC 60947-1)

接线位:螺钉类型/扭矩 Terminal: thread/ torque -/[Nm]

中央紧固:螺钉类型/扭矩 Mounting:thread/ torque -/[Nm]

绝缘材料 Insulating material PA


根据UL94所确定的材料阻燃等级 nflammability class acc. to UL94 V0

通用型PCDK系列4导体接线端子, 主要用于解决: 电气连接过程中的“电位分配”或者“环路分支出路”问题, 此类端子可以将多根导线接到同一个端子上, 节省了布线空间和费用。(如果在这种场合使用通用型2导体接线端子就需要将多个端子相邻排列, 并利用桥接件来实现电气连接), 绝缘件采用尼龙66, 具有良好的韧性和阻燃性, 铜合金压线框结构, 提供潮湿, 盐雾等恶劣环境下的长期保护。通用型PCDK-PE系列4导体接地端子, 端子的外形尺寸也已经进行了优化, 此类端子有着和相对应的通用型PCDK系列端子相同的外形轮廓尺寸, 绝缘件采用尼龙66, 具有良好的韧性和阻燃性, 绝缘件的颜色采用黄绿色相间。产品设计符合IEC60947、IEC60079、UL1059、UL486E、CSA C22.2 No. 158等国际标准。


Standard PCDK 4-conductor series terminal blocks, these types are mainly used to: the Solution of power distribution when connecting Electricity or ring circuit dispatch to circuit branch, these series of terminal blocks can connect several conducting wires to one terminal, saving the cost and space of arranging wires.(Here if using PC 2-conductor series terminal blocks, need to arrange many terminal blocks together and connect them with each other by fixed bridges), the insulator housings are made from PA66, with excellent pliability and fire resistance, the clamps are made from copper, provide long-term protection under bad circumstance such as high humidity, salt spray.

Standard PCDK-PE 4-conductor series terminal blocks, also with optimized shape of terminal blocks, this type products have the same shape sizes with corresponding standard PCDK series, the insulator housings are made from PA66, with excellent pliability and fire resistance, the color of insulator housing is yellow-green, The design of the products are approved by international standard IEC60947、IEC60079、UL1059、UL486E、CSA C22.2 No.158, etc.


PC 4-Conductor ground types



PCDK 4



PCDK 2.5-PE



PCDK 4-PE

UL US CE RoHS REACH

	U [V]	I [A]	Wire size
IEC 60947-7-1	630	32	0.2-4.0mm ²
UL 1059	300	30	24-10AWG

CE RoHS REACH

	U [V]	I [A]	Wire size
IEC 60947-7-1	-	-	0.2-2.5mm ²
UL 1059	-	-	24-12AWG

CE RoHS REACH

	U [V]	I [A]	Wire size
IEC 60947-7-1	-	-	0.2-4.0mm ²
UL 1059	-	-	24-10AWG

型号 Type	I _{max}	Purchase Pkt.
PCDK4		50
D-PCDK2.5		100
FBI10-6	24A	10
EB 2-6		100
EB 3-6		100
EB10-6		10
ISSBI 10-6		10
IS-K4		100
USBR 2-7		1
TS-KK3		50
ZB6		
SZS 0.6X3.5		

型号 Type	I _{max}	Purchase Pkt.
PCDK2.5-PE		50
ZB5		
SZS 0.6X3.5		


型号 Type	I _{max}	Purchase Pkt.
PCDK4-PE		50
ZB6		
SZS 0.6X3.5		

6.2/63.5/1.5 47/54.5/52.5
32/4
2.5/2.5
8/3
III/I
0.2-4/0.2-2.5
0.2-1/0.2-1.5 0.2-1.5 0.5-1.5
8 A4 M3/0.5 - PA V0


5.2/63.5/- 47/54.5/52.5
-
-
6/3
III/I
0.2-2.5/0.2-1.5
0.2-1/0.2-1.5 0.2-1.5 0.5-1
8 A3 M3/0.5 M2.5/0.4 PA V0

6.2/63.5/- 47/54.5/52.5
-
-
8/3
III/I
0.2-4/0.2-2.5
0.2-1/0.2-1.5 0.2-1.5 0.5-1.5
8 A4 M3/0.5 M3/0.5 PA V0

PC SERIES



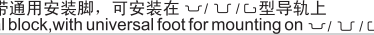
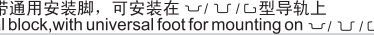







PC 2.5-RE

The items marked " () " are the parts under developing.

通用型PC-RE系列同向接线端子，主要用于解决：电气连接过程中需要紧靠电气柜壁进行接线操作的场合，端子的两个接线位都朝向同一侧，因此安装接线员在这一侧就可以完成所有的导线连接，节省了接线所需的空间。绝缘件采用尼龙66，具有良好的韧性和阻燃性，铜合金压线框结构，提供潮湿，盐雾等恶劣环境下的长期保护。通用型PC-RE-PE系列同向接地端子，端子的外形尺寸也已经进行了优化，此类端子有着和相对应的通用型PC-RE系列端子相同的外形轮廓尺寸，绝缘件采用尼龙66，具有良好的韧性和阻燃性，绝缘件的颜色采用黄绿色相间。产品设计符合IEC60947、IEC60079、UL1059、UL486E、CSA C22.2 No.158等国际标准。

Standard PC-RE same direction series terminal blocks, these types are mainly used to the situation When connecting wires need to snuggle up electric cupboard during the process of electric connecting, Installation workers can finish their working in one side. thus saving the spaces. The insulator housings are made from PA66, with excellent pliability and fire resistance, the clamps are made from copper, provide long-term protection under bad circumstance such as humidity, salt spray. Standard PC-RE-PE series terminal blocks, with optimized shape of terminal blocks, this type products have the same shape sizes with corresponding standard PCDK series, the insulator housings are made from PA66, with excellent pliability and fire resistance, the color of insulator housing is yellow-green, The design of the products are approved by international standard IEC60947、IEC60079、UL1059、UL486E、CSA C22.2.No.158, etc.


	U [V]	I [A]	Wire size
IEC 60947-7-1	500	24	0.2-2.5mm ²
UL 1059	300	20	24-12AWG

说明 Specification		
端子，带通用安装脚，可安装在  型导轨上 Terminal block, with universal foot for mounting on  型导轨上		
盖板 Cover		
固定式桥接件,10位 Fixed bridge 10P		
固定式桥接件 Fixed bridge	2P 3P 4P 10P	
边插桥接件 Insertion bridge	2P 3P 10P	
隔片 Separating plate		
分组隔片 Separating plate		
标记条 Zack strip		
螺丝刀 Screw driver		

Technical data		
尺寸 Dimensions		
厚度/宽度/端板厚度 T/W/Cover thickness	[mm]	5.2/47.5/1.5
高度 Height (NS35:7.5/NS35:15/NS32)	[mm]	58.5/66/63.5
技术参数符合IEC/ DIN VDE 标准 Technical data in accordance with IEC/DIN VDE		
最大额定工作电流/截面积 Maximum load current/cross section	[A]/[mm ²]	24/2.5
使用边插式桥接件时可接导线最大截面积 (刚性/柔性) Max. Cross section with insertion bridge(solid/stranded)	[mm ²]	2.5/2.5
额定冲击电压/污染等级 Rated surge voltage/Pollution degree	[KV/-]	6/3
过电压等级/绝缘材料组别 Overvoltage category/Insulating material group		III/I
接线容量 Connection capacity		
带管状裸端头/管状预绝缘端头的柔性导线 Stranded with ferrule without/with plastic sleeve	[mm ²]	0.2-2.5/0.2-1.5
多导线连接 (截面积相同的两导线) Multiple connection (2 conductors with same cross section)		
刚性导线/柔性导线 Solid/stranded	[mm ²]	0.2-1/0.2-1
带管状裸端头的柔性导线 Stranded with ferrules without plastic sleeve	[mm ²]	0.2-1
带TWIN管状预绝缘端头的柔性导线 Stranded with TWIN ferrule with plastic sleeve	[mm ²]	0.5-1
General data		
剥线长度 Stripping length	[mm]	8
塞规 Internal cylindrical gage(IEC 60947-1)		A3
接线位:螺钉类型/扭距 Terminal: thread/ torque	-/[Nm]	M3/0.5
中央紧固:螺钉类型/扭距 Mounting:thread/ torque	-/[Nm]	-
绝缘材料 Insulating material		PA
根据UL94所确定的材料阻燃等级 Inflammability class acc. to UL94		V0

型号 Type	I _{max}	Purchase Pkt.
PC2.5-RE		50
D-PC2.5-RE		50
FBRI 2-5	24A	10
FBRI 3-5		10
FBRI 4-5		10
FBRI 10-5		10
EB 2-5	24A	100
EB 3-5		100
EB10-5		10
TS-PC2.5-RE		50
ATP-PC2.5-RE		50
ZB5		
SZS 0.6X3.5		

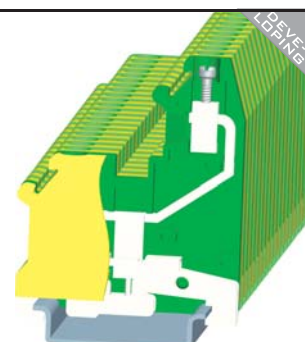
PC Ground types with same direction



PC 4-RE



PC 2.5-RE-PE



PC 4-RE-PE

	U [V]	I [A]	Wire size
IEC 60947-7-1	500	32	0.2-4.0mm ²
UL 1059	300	30	24-10AWG

	U [V]	I [A]	Wire size
IEC 60947-7-2	-	-	0.2-2.5mm ²
UL 1059	-	-	24-12AWG

	U [V]	I [A]	Wire size
IEC 60947-7-2	-	-	0.2-4.0mm ²
UL 1059	-	-	24-10AWG

型号 Type	I _{max}	Purchase Pkt.
PC4-RE		50
D-PC2.5-RE		50
FBI 10-6	32A	10
EB 2-6 EB 3-6 EB 10-6	32A	100 100 10
TS-PC2.5-RE		50
ATP-PC2.5-RE		50
ZB6 SZS 0.6X3.5		

型号 Type	Purchase Pkt.
PC2.5-RE-PE	50
ZB5 SZS 0.6X3.5	


型号 Type	Purchase Pkt.
PC4-RE-PE	50
ZB6 SZS 0.6X3.5	

6.2/47.5/1.5 58.5/66/63.5
32/4 4/4 6/3 III/I
0.2-4/0.2-2.5
0.2-1.5/0.2-1.5 0.2-1.5 0.5-1.5
8 A4 M3/0.5 - PA V0

5.2/42.5 58.5/66/63.5
- - 6/3 III/I
0.2-2.5/0.2-1.5
0.2-1/0.2-1 0.2-1 0.5-1
8 A3 M3/0.5 M3/0.5 PA V0

6.2/42.5 58.5/66/63.5
- - 6/3 III/I
0.2-4/0.2-2.5
0.2-1.5/0.2-1.5 0.2-1.5 0.5-1.5
8 A4 M3/0.5 M3/0.5 PA V0

PC SERIES



PCKK 2.5

PCKK2.5-50A

UL vs CE RoHS REACH

	U [V]	I [A]	Wire size
IEC 60947-7-1	500	24	0.2-2.5mm ²
UL 1059	300	20	24-12AWG

CE RoHS REACH

	U [V]	I [A]	Wire size
IEC 60947-7-1	500	24	0.2-2.5mm ²
UL 1059	300	20	24-12AWG

说明 Specification

端子，带通用安装脚，可安装在 \sim / \cup / \sqcup 型导轨上
Terminal block, with universal foot for mounting on \sim / \cup / \sqcup

端子，上下层电气相连型
Terminal block, with equipotential bonding between the levels

端板 Cover

空间补偿端板,厚2.5mm Spacer plate,thick 2.5mm

空间补偿端板,厚2.5mm Spacer plate,thick 2.5mm

固定式桥接件,带小套筒
Fixed bridge, with fixed crimped rolls

固定式桥接件 Fixed bridge

边插桥接件
Insertion bridge

带绝缘垫块桥接件, 10位 Isolator bridge bar, 10 P

绝缘垫块 Bridge bar isolator

开关桥接件 Switching bridge

链条式桥接件 Chain bridge

隔片 Separating plate

分组隔板, 厚1.5mm Partition plate

标记条 Zack strip

螺丝刀 Screw driver

Technical data

尺寸 Dimensions

厚度/宽度/端板厚度 T/W/Cover thickness [mm]

高度 Height (NS35:7.5/NS35:15/NS32) [mm]

技术参数符合IEC/ DIN VDE 标准

Technical data in accordance with IEC/DIN VDE

最大额定工作电流/截面积

Maximum load current/cross section [A]/[mm²]

使用边插式桥接件时可接导线最大截面积 (刚性/柔性)

Max. Cross section with insertion bridge(solid/stranded)[mm²]

额定冲击电压/污染等级

Rated surge voltage/Pollution degree [KV/-]

过电压等级/绝缘材料组别

Overvoltage category/Insulating material group

接线容量 Connection capacity

带管状裸端头/管状预绝缘端头的柔性导线

Stranded with ferrule without/with plastic sleeve [mm²]

多导线连接 (截面积相同的两导线)

Multiple connection(2 conductors with same cross section)

刚性导线/柔性导线 Solid/stranded [mm²]

带管状裸端头的柔性导线

Stranded with ferrules without plastic sleeve [mm²]

带TWIN管状预绝缘端头的柔性导线

Stranded with TWIN ferrule with plastic sleeve [mm²]

General data

剥线长度 Stripping length [mm]

塞规 Internal cylindrical gage (IEC 60947-1)

螺钉类型 Screw thread

扭矩 Tightening torque [Nm]

绝缘材料 Insulating material

根据UL94所确定的材料阻燃等级 Inflammability class acc. to UL94


型号 Type	I _{max}	Purchase Pkt.
PCKK2.5		50
D-PCKK2.5		100
DG-PCKK2.5		50
DP-PCKK2.5		50
FBRI 2-5	24A	10
FBRI 3-5		10
FBRI 4-5		10
FBRI 10-5		10
EB 2-5	22A	
EB 3-5		
EB 10-5		10
TS-KK3		50
ATP-PCKK 2.5		50
ZB 5		
SZS 0.6X3.5		

型号 Type	I _{max}	Purchase Pkt.
PCKK2.5-50A		50
D-PCKK2.5		100
DG-PCKK2.5		50
DP-PCKK2.5		50
FBRI 2-5	24A	10
FBRI 3-5		10
FBRI 4-5		10
FBRI 10-5		10
EB 2-5	22A	
EB 3-5		
EB 10-5		10
TS-KK3		50
ATP-PCKK 2.5		50
ZB 5		
SZS 0.6X3.5		


PC Series



PCKK 4



PCKKB 2.5



PCKKB 4

UL US CE RoHS REACH

	U [V]	I [A]	Wire size
IEC 60947-7-1	500	32	0.2-4.0mm ²
UL 1059	300	30	26-10AWG

型号 Type	I _{max}	Purchase Pkt.
PCKK4		50
PCKK4-PV		50
D-PCKK2.5		100
DG-PCKK2.5		50
DP-PCKK2.5		50
FBI 10-6	32A	10
EB 2-6	30A	100
EB 3-6		100
EB 10-6		10
ISSBI 10-6		10
IS-K 4		100

TS-KK 3		50
ATP-PCKKB 2.5		50
ZB 6		
SZS 0.6X3.5		

6.2/56/2.6
62/69.5/67

32/4
4/2.5
6/3
III/I

0.2-4/0.2-2.5

0.2-1.5/0.2-1.5
0.2-1.5
0.5-1.5

8
A4
M3
0.5
PA
V0

	U [V]	I [A]	Wire size
IEC 60947-7-1	500	24	0.2-2.5mm ²
UL 1059	600	20	24-12AWG

型号 Type	I _{max}	Purchase Pkt.
PCKKB2.5		50
D-PCKKB2.5		50
DG-PCKKB2.5		50
DP-PCKKB2.5		50
FBRI 2-5	24A	10
FBRI 3-5		10
FBRI 4-5		10
FBRI 10-5		10

EB 10-5	22A	10
---------	-----	----

TS-KK 3		50
ATP-PCKKB 2.5		50
ZB 5		
SZS 0.6X3.5		

5.2/67/2.5
62/69.5/67

24/2.5
2.5/2.5
6/3
III/I

0.2-2.5/0.2-1.5

0.2-1/0.2-1.5
0.2-1.5
0.5-1

8
A3
M3
0.5
PA
V0

	U [V]	I [A]	Wire size
IEC 60947-7-1	500	32	0.2-4.0mm ²
UL 1059	600	30	24-12AWG

型号 Type	I _{max}	Purchase Pkt.
PCKKB4		50
D-PCKKB2.5		50
DG-PCKK2.5		50
DP-PCKK2.5		50
FBI 10-6	32A	10

EB 2-6	30A	100
EB 3-6		100
EB 10-6		10
ISSBI 10-6		10
IS-K 4		100

TS-KK 3		50
ATP-PCKKB 2.5		50
ZB 6		
SZS 0.6X3.5		

6.2/67/2.5
62/69.5/67


32/4
4/2.5
6/3
III/I

0.2-4/0.2-2.5

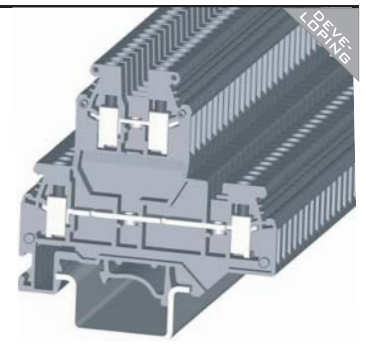
0.2-1.5/0.2-1.5
0.2-1.5
0.5-1.5

8
A4
M3
0.5
PA
V0


PC SERIES




PCKKB 10



PCKK 10/2.5


The items marked " () " are the parts under developing.


说明 Specification

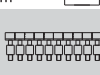
端子，带通用安装脚，可安装在  型导轨上
Terminal block, with universal foot for mounting on 

端子，上下层电气相连型
Terminal block, with equipotential bonding between the levels

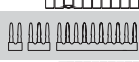
端板 Cover 

空间补偿端板,厚2.5mm Spacer plate,thick 2.5mm 

空间补偿端板,厚2.5mm Spacer plate,thick 2.5mm 

固定式桥接件,带小套筒
Fixed bridge, with fixed crimped rolls 

固定式桥接件 Fixed bridge 


边插桥接件 2P
Insertion bridge 3P
10P 

带绝缘垫块桥接件, 10位 Isolator bridge bar, 10 P 

绝缘垫块 Bridge bar isolator 

开关桥接件 Switching bridge 

链条式桥接件 Chain bridge 

隔板 Separating plate 

分组隔板, 厚1.5mm Partition plate 

标记条 Zack strip 

螺丝刀 Screw driver 

Technical data

尺寸 Dimensions

厚度/宽度/端板厚度 T/W/Cover thickness [mm]

高度 Height (NS35:7.5/NS35:15/NS32) [mm]

技术参数符合IEC/ DIN VDE 标准

Technical data in accordance with IEC/DIN VDE

最大额定工作电流/截面积 [A]/[mm²]

使用边插式桥接件时可接导线最大截面积 (刚性/柔性)

Max. Cross section with insertion bridge(solid/stranded)[mm²]

额定冲击电压/污染等级 [KV/-]

过电压等级/绝缘材料组别

Overvoltage category/Insulating material group

接线容量 Connection capacity

带管状裸端头/管状预绝缘端头的柔性导线

Stranded with ferrule without/with plastic sleeve [mm²]

多导线连接 (截面积相同的两导线)

Multiple connection(2 conductors with same cross section)

刚性导线/柔性导线 Solid/stranded [mm²]

带管状裸端头的柔性导线

Stranded with ferrules without plastic sleeve [mm²]

带TWIN管状预绝缘端头的柔性导线

Stranded with TWIN ferrule with plastic sleeve [mm²]

General data

剥线长度 Stripping length [mm]

塞规 Internal cylindrical gage (IEC 60947-1)

螺钉类型 Screw thread

扭矩 Tightening torque [Nm]

绝缘材料 Insulating material

根据UL94所确定的材料阻燃等级 Inflammability class acc. to UL94

	U [V]	I [A]	Wire size
IEC 60947-7-1	500	57	0.2-10mm ²
UL 1059	600	65	20-6AWG

型号 Type	I _{max}	Purchase Pkt.
PCKKB10		50
PCKKB10-PV		50
D-PCKKB10		50
FBI 10-10	57A	10
ISSBI 10-10		10
IS-K 10		100
KB-10		100
ZB 10		
SZS 1.0X4.0		

	U [V]	I [A]	Wire size
IEC 60947-7-1	500	57	0.2-10mm ²
UL 1059	600	65	20-6AWG
		20	24-12AWG

型号 Type	I _{max}	Purchase Pkt.
PCKK 10/2.5		50
PCKK 10/2.5-PV		
D-PCKK 10/2.5		50
FBI 10-10	57A	10
FBRI 10-5		10
ISSBI 10-10		10
IS-K 10		100
KB-10		100
ZB 10		
SZS 0.6X3.5/SZS 1.0X4.0		

10.2/77.5/1.5
73/80.5/78

57/10

24/2.5

6/3

III/I

0.5-10/0.5-6

0.2-2.5/0.2-1.5

III/I

0.5-6/0.5-4

0.2-1.5/0.2-1.5

0.5-6

0.2-1

0.5-6

0.5-1.5

11/8

B6/A3



M4/M3

1.2/0.5

PA

V0

PC Types used in architecture



PCIK 16

CE RoHS REACH

	U [V]	I [A]	Wire size
IEC 60947-7-1	400	76	4-16mm ²
UL 1059	300	85	12-4 AWG


通用型PCIK系列建筑用接线端子，主要用于：高度有限的扁平式配电箱内的电气连接，与相同接线容量的通用型PC系列接线端子相比，产品的高度大大减小，节省接线所需的空间。绝缘件采用尼龙66，具有良好的韧性和阻燃性，铜合金压线框结构，提供潮湿，盐雾等恶劣环境下的长期保护。通用型PCIK-PE系列建筑用接地端子，端子的外形尺寸也已经进行了优化，此类端子有着和相对应的通用型PCIK系列端子相同的外形轮廓尺寸，绝缘件采用尼龙66，具有良好的韧性和阻燃性，绝缘件的颜色采用黄绿色相间。

产品设计符合IEC60947、IEC60079、UL1059、UL486E、CSA C22.2 No. 158等国际标准。

Standard PCIK architectural series terminal blocks, main used to: electric connecting in flat distribution box with height limit, comparing with same connecting capacity of PC series, the height of products got decreased many to save the space of connecting wires. The insulator housings are made from PA66, with excellent pliability and fire resistance, the clamps are made from copper, provide long-term protection under bad circumstance such as high humidity, salt spray. Standard PCIK-PE series terminal blocks, with optimized shape of terminal blocks, this type products have the same shape sizes with corresponding standard PCIK series, the insulator housings are made from PA66, with excellent pliability and fire resistance, the color of insulator housing is yellow-green, The design of the products are approved by international standard IEC60947、IEC60079、UL1059、UL486E、CSA C22.2 No.158, etc.


说明 Specification


端子，带通用安装脚，可安装在 $\sim/\sim/\sim/\sim$ 型导轨上
Terminal block, with universal foot for mounting on $\sim/\sim/\sim/\sim$

端板 Cover 

固定式桥接件 Fixed bridge 2P 3P 10P 

边插桥接件 Insertion bridge 2P 3P 10P 


开关桥接件 Switching bridge 

隔片 Separating plate 

分组隔板，厚1.5mm Partition plate 

测试插座 Test plug socket 

绝缘测试插座 Test plug socket, insulated 

标记条 Zack strip 

螺丝刀 Screw driver 

Technical data

尺寸 Dimensions

厚度/宽度/端板厚度 T/W/Cover thickness [mm]

高度 Height (NS35:7.5/NS35:15/NS32) [mm]

技术参数符合IEC/ DIN VDE 标准
Technical data in accordance with IEC/DIN VDE

最大额定工作电流/截面积 Maximum load current/cross section [A]/[mm²]

使用边插式桥接件时可接导线最大截面积（刚性/柔性）
Max. Cross section with insertion bridge (solid/stranded) [mm²]

额定冲击电压/污染等级 Rated surge voltage/Pollution degree [KV/-]

过电压等级/绝缘材料组别 Overvoltage category/Insulating material group

接线容量 Connection capacity

带管状裸端头/管状预绝缘端头的柔性导线
Stranded with ferrule without/with plastic sleeve [mm²]

多导线连接（截面积相同的两导线）
Multiple connection (2 conductors with same cross section)

刚性导线/柔性导线 Solid/stranded [mm²]

带管状裸端头的柔性导线
Stranded with ferrules without plastic sleeve [mm²]

带TWIN管状预绝缘端头的柔性导线
Stranded with TWIN ferrule with plastic sleeve [mm²]

General data

剥线长度 Stripping length [mm]

塞规 Internal cylindrical gage (IEC 60947-1)

接线位:螺钉类型/扭矩 Terminal: thread/torque -/[Nm]


中央紧固:螺钉类型/扭矩 Mounting: thread/torque -/[Nm]

绝缘材料 Insulating material


根据UL94所确定的材料阻燃等级 Inflammability class acc. to UL94

型号 Type	I _{max}	Purchase Pkt.
PCIK16		50
D-PCIK16		50
FBI 10-12	76A	10
EB 10-12	68A	10
TS-K		50
ATP-PC		50
DSB 4/7/6		100
DSBJ 4/15/6		
ZB 10		
SZS 1.0X4.0		

PC SERIES



PCIK 35



CE RoHS REACH

	U [V]	I [A]	Wire size
IEC 60947-7-1	600	125	0.75-35mm ²
UL 1059	600	115	18-2AWG

说明 Specification


端子，带通用安装脚，可安装在 ~ / ~ / ~ 型导轨上
Terminal block, with universal foot for mounting on ~ / ~ / ~


端板 Cover 


固定式桥接件 2P 3P 10P
Fixed bridge 

边插桥接件 2P 3P 10P
Insertion bridge 

开关桥接件 Switching bridge 

隔片 Separating plate 

分组隔板，厚1.5mm Partition plate 

测试插座 Test plug socket 

绝缘测试插座 Test plug socket, insulated 

标记条 Zack strip 

螺丝刀 Screw driver 

Technical data

尺寸 Dimensions

厚度/宽度/端板厚度 T/W/Cover thickness [mm]

高度 Height (NS35:7.5/NS35:15/NS32) [mm]

技术参数符合IEC/ DIN VDE 标准
Technical data in accordance with IEC/DIN VDE

最大额定工作电流/截面积
Maximum load current/cross section [A]/[mm²]

使用边插式桥接件时可接导线最大截面积 (刚性/柔性)
Max. Cross section with insertion bridge(solid/stranded)[mm²]

额定冲击电压/污染等级
Rated surge voltage/Pollution degree [KV/-]

过电压等级/绝缘材料组别
Overvoltage category/Insulating material group

接线容量 Connection capacity

带管状裸端头/管状预绝缘端头的柔性导线
Stranded with ferrule without/with plastic sleeve [mm²]

多导线连接 (截面积相同的两导线)
Multiple connection(2 conductors with same cross section)

刚性导线/柔性导线 Solid/stranded [mm²]

带管状裸端头的柔性导线
Stranded with ferrules without plastic sleeve [mm²]

带TWIN管状预绝缘端头的柔性导线
Stranded with TWIN ferrule with plastic sleeve [mm²]

General data

剥线长度 Stripping length [mm]

塞规 Internal cylindrical gage (IEC 60947-1)

接线位:螺钉类型/扭矩 Terminal: thread/torque -/[Nm]

中央紧固:螺钉类型/扭矩 Mounting:thread/ torque -/[Nm]

绝缘材料 Insulating material PA

根据UL94所确定的材料阻燃等级 Inflammability class acc. to UL94 V0

型号 Type

PCIK35 Purchase Pkt. 50

FBI 2-15 125A 10
FBI 3-15 10

EB 2-15/PCIK 35 101A 50
EB 3-15/PCIK 35 10
EB10-15/PCIK35 10

SBH 2-15 1

TS-K 50

DSB 6/5/6 100


ZB 10

SZS 1.0X6.5

说明 Specification

接地端子，可安装在 ~ / ~ / ~ 型导轨上
Ground terminal block, for mounting on ~ / ~ / ~

标记条 Zack strip 

螺丝刀 Screw driver 

Technical data

尺寸 Dimensions

厚度/宽度 T/W [mm]

高度 Height (NS35:7.5/NS35:15/NS32) [mm]

技术参数符合IEC/ DIN VDE 标准
Technical data in accordance with IEC/DIN VDE

额定冲击电压/污染等级
Rated surge voltage/Pollution degree [KV/-]

过电压等级/绝缘材料组别
Overvoltage category/Insulating material group

接线容量 Connection capacity

带管状裸端头/管状预绝缘端头的柔性导线
Stranded with ferrule without/with plastic sleeve [mm²]

多导线连接 (截面积相同的两导线)
Multiple connection(2 conductors with same cross section)

刚性导线/柔性导线 Solid/stranded [mm²]

带管状裸端头的柔性导线
Stranded with ferrules without plastic sleeve [mm²]

带TWIN管状预绝缘端头的柔性导线
Stranded with TWIN ferrule with plastic sleeve [mm²]

General data

剥线长度 Stripping length [mm]

塞规 Internal cylindrical gage (IEC 60947-1)


接线位:螺钉类型/扭矩 Terminal: thread/torque -/[Nm]

中央紧固:螺钉类型/扭矩 Mounting:thread/ torque -/[Nm]


绝缘材料 Insulating material PA

根据UL94所确定的材料阻燃等级 Inflammability class acc. to UL94

PC L/N/PE types



PCIK 16-PE



PCIK 35-PE



PC SERIES

CE RoHS REACH

	U [V]	I [A]	Wire size
IEC 60947-7-2	-	-	4-16mm ²
UL 1059	-	-	12-4AWG

型号 Type	Purchase Pkt.
PCIK16-PE	50
ZB 10	
SZS 1.0X6.5	
12.5/42.5/- 47/54.5/52	
6/3	
III/I	
1.5-16/1.5-16	
1.5-6/1.5-4	
1.5-6	
0.75-10	
11 B7 M4/1.2 M4/1.2 PA V0	

	U [V]	I [A]	Wire size
IEC 60947-7-2	-	-	0.75-35mm ²
UL 1059	-	-	18-2AWG

型号 Type	Purchase Pkt.
PCIK35-PE	50
ZB 10	
SZS 1.0X6.5	
15.2/55/- 51/58.5/56	
8/3	
III/I	
0.75-35/0.75-35	
0.75-16/0.75-10	
0.75-10	
0.75-6	
16 B9 M6/2.5 M5/2.0 PA V0	

分断旋臂式PC4-HE系列保险丝端子，可配套5X20mm, 5X25mm, 5X30mm等不同规格的保险管，分断旋臂可向上打开并可以固定在终止位置上，方便进行保险管的安装或更换。这种保险丝端子有两种规格：带LED灯显示和不带LED灯显示。带LED灯的规格会在保险丝熔断时显示发光报警信号。适用电压范围15-30V的带LED灯显示型保险丝端子在其分断悬臂上装有一个反向并联的发光二极管；适用电压范围110-250V的带LED灯显示保险丝端子则装有一个辉光灯。产品设计符合IEC60947、UL1059等国际标准。并且具有以下优点：

- 端子具有通用安装脚，因而可以安装在U型NS 35及G型NS 32两种标准的导轨上。
- 电位分配可通过使用边插式桥接件来实现。
- 接线标识可采用统一的ZB系列标识系统，使用方便，灵活。

PC4-HE series with fuse terminal blocks, which can be used to match fuse tubes with different spec like 5X20mm, 5X25mm, 5X30mm. The rotary connection arm can be lifted and fixed on certain position, convenient for operators to assemble or change the fuse tubes very easily.

There are two types of this series available: With or without LED, which indicates that the fuse insert has blown or not. The light indicator in the disconnect lever contains light emitting diodes connected in the anti parallel for the voltage range 15-30V and a glow lamp for the voltage range 110-250V. The design of the products are approved by international standard IEC60947、UL1059, etc. And have following advantages:

- With standard mounting support, terminal blocks can be fixed on both U types NS35 and G type NS 32 rails.
- Power distribution alternatively via fixed bridges in the terminal center or insertion bridges in the clamping space.
- With uniform marking methods of the ZB series marking system, much more convenient and flexible.



PC 4-HE




CE RoHS REACH


	U [V]	I [A]	Wire size
IEC 60947-7-3	800	6.3	0.2-4.0mm ²
UL 1059	600	6.3	24-12AWG

说明 Specification

保险丝端子, 保险丝规格为5X20、5X25、6.3X32mm
Fuse terminal block, the spec. of fuse:5x20 5x25 6.3x32mm

边插式桥接件 Insertion bridge 

绝缘测试插座 Test plug socket,insulated 

标记条 Zack strip 

螺丝刀 Screw driver

Technical data

尺寸 Dimensions

厚度/宽度 T/W [mm] 8.2/72.5
高度 Height (NS35:7.5/NS35:15/NS32) [mm] 56.5/64/61.5

技术参数符合IEC/DIN VDE 标准

Technical data in accordance with IEC/DIN VDE

保险丝类型/尺寸规格 Fuse type / dimensions -/[mm] G/5X20/5X25/5X30

使用边插式桥接件时可接导线最大截面积 (刚性/柔性) Max. Cross section with insertion bridge(solid/stranded) [mm²] 4/4

额定冲击电压/污染等级 Rated surge voltage/Pollution degree [kV]- 6/3

过电压等级/绝缘材料组别 Overvoltage category/Insulating material group III/I

接线容量 Connection capacity

带管状裸端头/管状预绝缘端头的柔性导线 Stranded with ferrule without/with plastic sleeve [mm²] 0.25-4/0.25-4

多导线连接 (截面积相同的两导线) Multiple connection (2 conductors with same cross section)

刚性导线/柔性导线 Solid/stranded [mm²] 0.2-1.5/0.2-1.5

带管状裸端头的柔性导线 Stranded with ferrules without plastic sleeve [mm²] 0.25-1.5

带TWIN管状预绝缘端头的柔性导线 Stranded with TWIN ferrule with plastic sleeve [mm²] 0.5-2.5

General data

剥线长度 Stripping length [mm] 8

塞规 Internal cylindrical gage(IEC947-1:1988) A4

螺钉类型/扭矩 thread/ torque -/[Nm] M3/0.5

绝缘材料 Insulating material PA

根据UL94所确定的材料阻燃等级 Inflammability class acc. to UL94 V0

型号 Type	I _{max}	Purchase Pkt.
PC4-HE		50
EB 2-8	32A	100
EB 3-8		50
EB 10-8		10

ZB 8

SZS 0.6X3.5

螺帽式系列保险丝端子, 可配套5X20mm的保险管, 保险管可装入螺纹型保险丝座中, 然后一起拧入保险丝端子中, 安装或更换方便。这种保险丝端子有两种规格: 带LED灯显示和不带LED灯显示。带LED灯的规格会在保险丝熔断时显示发光报警信号。产品设计符合IEC60947、UL1059等国际标准。并且具有以下优点:

--- 端子具有通用安装脚, 因而可以安装在U型NS 35及G型NS 32两种标准的导轨上。

--- 端子载流体采用含铜量99%以上的紫铜, 极低的接触电阻值, 导电性能最好。

--- 电位分配可通过使用中间固定式桥接件或边插式桥接件两种不同的方式来实现。

--- 接线标识可采用统一的ZB系列标识系统, 使用方便, 灵活。

PC10-DR series of screw cap with fuse terminal blocks, which can be used to match fuse tubes with different specs like 5X20mm,5X25mm,6.3X32mm etc. The fuse tube can be fixed in the thread fuse base and then screw into the terminal blocks, very convenient for installation or replacing.

There are two types of this series available: With or without LED. For the item that is with LED, it will glow to alarm when the fuse blows. The design of the product is in accordance with many international standards like IEC60947, UL1059 etc. And they have the below advantages:

----With standard mounting support, terminal blocks can be fixed on both U type NS35 and G type NS 32 rails.

----The current carriers of terminal blocks are made from pure copper, copper volume is 99%, with excellent lowest contact resistance and the best electrical conductivity;

----Power distribution alternatively via fixed bridges in the terminal center or insertion bridges in the clamping space.

----With uniform marking methods of the ZB series marking system, much more convenient and flexible.

PC Fuse type with disconnect levers



PC10-DR



CE RoHS REACH

	U [V]	I [A]	Wire size
IEC 60947-7-3	800	10	0.5-16mm ²
UL 1059	600	10	20-6AWG

说明 Specification

保险丝端子，保险丝规格为5X20
Fuse terminal block, the spec. of fuse:5x20 mm

固定式桥接件 Fixed bridge

边插式桥接件 Insertion bridge

测试插座 Test plug socket

绝缘测试插座 Test plug socket,insulated

标记条 Zack strip

螺丝刀 Screw driver

Technical data

尺寸 Dimensions

厚度/宽度 T/W [mm] 12/62

高度 Height (NS35:7.5/NS35:15/NS32) [mm] 59/66.5/64

技术参数符合IEC/DIN VDE 标准

Technical data in accordance with IEC/DIN VDE

保险丝类型/尺寸规格 Fuse type / dimensions -/[mm] G/5X20/5X25/6.3X32

使用边插式桥接件时可接导线最大截面积 (刚性/柔性) Max. Cross section with insertion bridge(solid/stranded) [mm²] 10/10

额定冲击电压/污染等级 Rated surge voltage/Pollution degree [kV]/- 4/3

过电压等级/绝缘材料组别 Overvoltage category/Insulating material group III/I

接线容量 Connection capacity

带管状裸端头/管状预绝缘端头的柔性导线 Stranded with ferrule without/with plastic sleeve [mm²] 0.5-10/0.5-10

多导线连接 (截面积相同的两导线) Multiple connection(2 conductors with same cross section)

刚性导线/柔性导线 Solid/stranded [mm²] 0.5-4/0.5-4

带管状裸端头的柔性导线 Stranded with ferrules without plastic sleeve [mm²] 0.5-4

带TWIN管状预绝缘端头的柔性导线 Stranded with TWIN ferrule with plastic sleeve [mm²] 0.5-10

General data

剥线长度 Stripping length [mm] 11

塞规 Internal cylindrical gage(IEC 947-1:1988) B6

螺钉类型/扭矩 thread/ torque -/[Nm] M4/1.2

绝缘材料 Insulating material PA

根据UL94所确定的材料阻燃等级 Inflammability class acc. to UL94 V0

通用型PCMT系列刀闸分断接线端子，利用旋臂式刀闸能快速的将电路断开，方便电路在无电压情况下进行检修和维护，主要用于：测量和控制设备。绝缘件采用尼龙66，具有良好的韧性和阻燃性，铜合金压线框结构，提供潮湿，盐雾等恶劣环境下的长期保护。产品设计符合IEC60947、UL1059等国际标准。并且具有以下优点：

--- 端子具有通用安装脚，因而可以安装在U型NS 35及G型NS 32两种标准的导轨上。

--- 端子极低的接触电阻值，导电性能好。

--- 电位分配可通过使用边插式桥接件来实现。

--- 接线标识可采用统一的ZB系列标识系统，使用方便，灵活。

Standard PCMT series disjunction terminal blocks, electro circuit disconnected easily by circle knife, convenient for electro circuit overhauling and maintenance during status of no voltage. mainly used to measurements and control systems. The insulator housings are made from PA66, with excellent pliability and fire resistance, the clamps are made from copper, provide long-term protection under bad circumstance such as humidity, salt spray. The design of the products are approved by international standard IEC60947、UL1059, etc. And have the following advantages:



---- With standard mounting support, terminal blocks can be fixed on both U type NS35 and G type NS 32 rails.


---- With excellent low contact resistance and well electrical conductivity;

----Power distribution alternatively via insertion bridges in the clamping space.

----Uniform marking methods with the ZB... marking system, very convenient and flexible.

PC SERIES


PCMT 2.5

PCMT 4

The items marked " () " are the parts under developing.

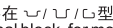


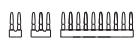


PC SERIES
CE RoHS REACH

	U [V]	I [A]	Wire size
IEC 60947-7-1	400	16	0.2-2.5mm ²
UL 1059	300	16	24-12AWG

CE RoHS REACH

	U [V]	I [A]	Wire size
IEC 60947-7-1	800	16	0.2-4.0mm ²
UL 1059	600	16	24-12AWG

说明 Specification

- 刀闸分断端子，可安装在  型导轨上
Knife disconnect terminal block, for mounting on 
- 端板 Cover 
- 边插式桥接件 Insertionbridge 
 - 2P
 - 3P
 - 10P
- 分组隔板，厚1.0mm Partition plate 
- 标记条 Zack strip 

Technical data
尺寸 Dimensions

厚度/宽度/端板厚度 T/W/Cover thickness	[mm]
高度 Height (NS35:7.5/NS35:15/NS32)	[mm]

技术参数符合IEC/ DIN VDE 标准
Technical data in accordance with IEC/DIN VDE

最大额定工作电流/截面积 Maximum load current/cross section	[A]/[mm ²]
使用边插式桥接件时可接导线最大截面积 (刚性/柔性) Max. Cross section with insertion bridge (solid/stranded)	[mm ²]
额定冲击电压/污染等级 Rated surge voltage/Pollution degree	[KV/-]
过电压等级/绝缘材料组别 Overvoltage category/Insulating material group	

接线容量 Connection capacity

带管状裸端头/管状预绝缘端头的柔性导线 Stranded with ferrule without/with plastic sleeve	[mm ²]
--	--------------------

多导线连接 (截面积相同的两导线)
Multiple connection (2 conductors with same cross section)

刚性导线/柔性导线 Solid/stranded	[mm ²]
带管状裸端头的柔性导线 Stranded with ferrules without plastic sleeve	[mm ²]
带TWIN管状预绝缘端头的柔性导线 Stranded with TWIN ferrule with plastic sleeve	[mm ²]

General data

剥线长度 Stripping length	[mm]
塞规 (IEC 60947-1) Internal cylindrical gage	
螺钉类型 Screw thread	
扭矩 Tightening torque	[Nm]
绝缘材料 Insulating material	
根据UL94所确定的材料阻燃等级 Inflammability class acc. to UL94	


型号 Type	I _{max}	Purchase Pkt.
PCMT 2.5		50
D-PCMT2.5		100
EB 2-5	12A	10
EB 3-5		10
EB 10-5		10
ATS-MTK		50
ZB 5		

型号 Type	I _{max}	Purchase Pkt.
PCMT 4		50
EB 2-6	16A	100
EB 3-6		100
EB 10-6		10
ATP-PCMT4		50
ZB 6		

	5,2/46/1
	51.5/59/56
	16/2.5
	2.5/2.5
	6/3
	III/I
	0.2-2.5/0.2-1.5
	0.2-1.5/0.2-1.5
	0.2-1.5
	0.5-1.5
	7
	A3
	M3
	0.5
	PA
	V0

	6.2/51/-
	58.5/66/63.5
	16/4
	4/4
	6/3
	III/I
	0.2-4/0.2-2.5
	0.2-1.5/0.2-1.5
	0.2-1.5
	0.5-2.5
	8
	A4
	M3
	0.5
	PA
	V0

PC Knife disconnect types



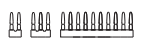
PCMT 4-DK

	U [V]	I [A]	Wire size
IEC 60947-7-1	690	16	0.2-4.0mm ²
UL 1059	600	15	24-10AWG

说明 Specification

刀闸分断端子，可安装在 U / U / G 型导轨上
Knife disconnect terminal block, for mounting on U / U / G

端板 Cover 

边插式桥接件 Insertion bridge 
2P
3P
10P

分组隔板，厚1.0mm Partition plate 

标记条 Zack strip 

Technical data

尺寸 Dimensions

厚度/宽度/端板厚度 T/W/Cover thickness [mm]
高度 Height (NS35:7.5/NS35:15/NS32) [mm]

技术参数符合 IEC/N/DIN VDE 标准
Technical data in accordance with IEC/DIN VDE

最大额定工作电流/截面积
Maximum load current/cross section [A]/[mm²]

使用边插式桥接件时可接导线最大截面积 (刚性/柔性)
Max. Cross section with insertion bridge (solid/stranded) [mm²]

额定冲击电压/污染等级 [KV/-]

过电压等级/绝缘材料组别

Overvoltage category/Insulating material group

接线容量 Connection capacity

带管状裸端头/管状预绝缘端头的柔性导线
Stranded with ferrule without/with plastic sleeve [mm²]

多导线连接 (截面积相同的两导线)
Multiple connection (2 conductors with same cross section)

刚性导线/柔性导线 Solid/stranded [mm²]

带管状裸端头的柔性导线
Stranded with ferrules without plastic sleeve [mm²]

带 TWIN 管状预绝缘端头的柔性导线
Stranded with TWIN ferrule with plastic sleeve [mm²]

General data

剥线长度 Stripping length [mm]

塞规 Internal cylindrical gage (IEC 60947-1)

螺钉类型 Screw thread

扭矩 Tightening torque [Nm]

绝缘材料 Insulating material

根据 UL94 所确定的材料阻燃等级 Inflammability class acc. to UL94

型号 Type

PCMT4-DK

D-PCMT2.5

EB 2-6

EB 3-6

EB 10-6

ZB 6

通用型 PCTK6/S 系列带滑块式横向开关分断端子，利用滑块能快速的将电路横向断开，完全能满足电流互感器二次回路的设计要求，主要用于：发电和供电领域。绝缘件采用尼龙66，具有良好的韧性和阻燃性，铜合金压线框结构，提供潮湿，盐雾等恶劣环境下的长期保护。产品设计符合 IEC60947、UL1059 等国际标准。并且具有以下优点：


- 端子具有通用安装脚，因而可以安装在 U 型 NS 35 及 G 型 NS 32 两种标准的导轨上。
- 端子极低的接触电阻值，导电性能好。
- 滑块螺母特殊防滑落套环设计，防止意外丢失。
- 接线标识可采用统一的 ZB 系列标识系统，使用方便，灵活。

Standard PCTK6/S series cross connection slide-type terminal blocks which can be used to design easy and clear tests in the current transformer secondary circuits. This series are mainly used to electric power generation and power supply industry.


The insulator housings are made from PA66, with excellent pliability and fire resistance, the clamps are made from copper, provide long-term protection under bad circumstance such as high humidity, salt spray.


The design of the products are approved by international standard IEC60947、UL1059, etc. And have the following advantages:

- With standard mounting support, terminal blocks can be fixed on both U type NS35 and G type NS 32 rails.
- With excellent low contact resistance and well electrical conductivity;
- Slide screw is specially designed to avoid incidental missing.
- Uniform marking methods with the ZB... marking system, very convenient and flexible.



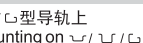











PCTK 6/S



The items marked " () " are the parts under developing.

	U [V]	I [A]	Wire size
IEC 60947-7-1	400	41	0.2-6.0mm ²
UL 1059	300	40	20-8AWG

说明 Specification

端子，带通用安装脚，可安装在  型导轨上 Terminal block, with universal foot for mounting on 	
端板 Cover 	
固定式桥接件,10位 Fixed bridge ,10P 	
滑块 Slide 	
用于两个端子的开关桥接件 Switching bridge 	
双开关桥接件 Double switch bar 	
隔片，厚0.8mm Separating plate, thick 0.8mm 	
特殊隔片，隔片左上方切口 Separating plate 	
特殊隔片，隔片右上方切口 Separating plate 	
分组隔板，厚0.8mm Partition plate 	
标记条 Zack strip 	
螺丝刀 Screw driver	

Technical data

尺寸 Dimensions

厚度/宽度/端板厚度 T/W/Cover thickness [mm]	8.2/61/2.2
高度 Height (NS35:7.5/NS35:15/NS32) [mm]	53.5/61/58.5
技术参数符合IEC/DIN VDE 标准 Technical data in accordance with IEC/DIN VDE	
最大额定工作电流/截面积 Maximum load current/cross section [A]/[mm ²]	41/6
额定冲击电压/污染等级 Rated surge voltage/Pollution degree [KV/-]	6/3
过电压等级/绝缘材料组别 Overvoltage category/Insulating material group	III/I
接线容量 Connection capacity	
带管状裸端头/管状预绝缘端头的柔性导线 Stranded with ferrule without/with plastic sleeve [mm ²]	0.5-6/0.5-4
多导线连接 (截面积相同的两导线) Multiple connection (2 conductors with same cross section)	
刚性导线/柔性导线 Solid/stranded [mm ²]	0.5-1.5/0.5-4
带管状裸端头的柔性导线 Stranded with ferrules without plastic sleeve [mm ²]	0.5-4
带TWIN管状预绝缘端头的柔性导线 Stranded with TWIN ferrule with plastic sleeve [mm ²]	0.5-4
General data	
剥线长度 Stripping length [mm]	11
塞规 Internal Cylindrical Gage(IEC 60947-1)	A4
螺钉类型 Screw thread	M4
扭矩 Tightening torque [Nm]	1.2
绝缘材料 Insulating material	PA
根据UL94所确定的材料阻燃等级 Inflammability class acc. to UL94	V0

型号 Type	I _{max}	Purchase Pkt.
PCTK6/S		50
D-PCTK6/S		50
FB10-GSK/S		10
GS-GSK/S		100
SBJ 2-8/13-GSK/S		1
DSBJ-8/13-GSK/S		1
TS-GSK		50
STSL-GSK		100
STSR-GSK		100
ATS-GSK		100
ZB 8		



通用型PCTK系列带滑块式纵向开关分断端子，利用滑块能快速的将电路纵向断开，完全能满足电流互感器二次回路的设计要求，主要用于：发电和供电领域。绝缘件采用尼龙66，具有良好的韧性和阻燃性，铜合金压线框结构，提供潮湿，盐雾等恶劣环境下的长期保护。产品设计符合IEC60947、UL1059等国际标。并且具有以下优点：

- 端子具有通用安装脚，因而可以安装在U型NS 35及G型NS 32两种标准的导轨上。
- 端子极低的接触电阻值，导电性能好。
- 开关回路清晰易辨，操作简单。
- 接线标识可采用统一的ZB系列标识系统，使用方便，灵活。

Standard PCTK series vertically disjunctions switch with slide block terminal blocks, which can quickly disconnect the electro circuit vertically to fully meet the design requirements of current transformer's secondary circuit. Mainly used to generation and power supply field. The insulator housings are made from PA66, with excellent pliability and fire resistance, the clamps are made from copper, provide long-term protection under bad circumstance such as high humidity, salt spray. The design of the products are approved by international standard IEC60947、UL1059, etc. And have the following advantages:

- With standard mounting support, terminal blocks can be fixed on both U type NS35 and G type NS 32 rails.
- With excellent low contact resistance and well electrical conductivity;
- With clear and easy distinguish of circuit switch, convenient operation.
- Uniform marking methods with the ZB... marking system, very convenient and flexible.

PC Slide-type terminal block



PCTK 6

CE RoHS REACH

	U [V]	I [A]	Wire size
IEC 60947-7-1	400	41	0.5-6.0mm ²
UL 1059	300	40	26-10AWG

型号 Type	I _{max}	Purchase Pkt.
PCTK6		50
D-PCTK6		50
FB 2-RTK/S	41A	10
FB 3-RTK/S		10
FB 5-RTK/S		10
FB 10-RTK/S		10
USB 2-RTK/S	39A	10
ASB 2-RTK/S	39A	10
SB 2-RTK/S	39A	10
SB 4-RTK/S	39A	10
S		100
TS-RTK		50
ATS-RTK		100
ZB 8		
SZS 1.0X4.0		

说明 Specification

端子，带通用安装脚，可安装在 U / U / U 型导轨上
Terminal block, with universal foot for mounting on U / U / U

端板 Cover

固定式桥接件 Fixed bridge

2P
3P
5P
10P

开关桥接件，朝内推铜片使之分断 Switching Bridge

开关桥接件，朝外推铜片使之分断 Switching Bridge

开关桥接件，用于二个端子，只可在端子右侧 Switching Bridge

开关桥接件，用于三个端子，只可在端子右侧 Switching Bridge

开关锁定块 Switching Lock

隔板，厚0.8mm Separating Plate, thick 0.8mm

分组隔板，厚0.8mm Partition plate

标记条 Zack strip

螺丝刀 Screwdriver

Technical data

尺寸 Dimensions

厚度/宽度/端板厚度 T/W/Cover thickness [mm]

高度 Height (NS35:7.5/NS35:15/NS32) [mm]

技术参数符合IEC/ DIN VDE 标准

Technical data in accordance with IEC/DIN VDE

最大额定工作电流/截面积 [A]/[mm²]

使用边插式桥接件时可接导线最大截面积 (刚性/柔性)

Max. Cross section with insertion bridge (solid/stranded) [mm²]

额定冲击电压/污染等级 [KV/-]

过电压等级/绝缘材料组别

Overvoltage category/Insulating material group

接线容量 Connection capacity

带管状裸端头/管状预绝缘端头的柔性导线

Stranded with ferrule without/with plastic sleeve [mm²]

多导线连接 (截面积相同的两导线)

Multiple connection (2 conductors with same cross section)

刚性导线/柔性导线 Solid/stranded [mm²]

带管状裸端头的柔性导线

Stranded with ferrules without plastic sleeve [mm²]

带TWIN管状预绝缘端头的柔性导线

Stranded with TWIN ferrule with plastic sleeve [mm²]

General data

剥线长度 Stripping length [mm]

塞规 Internal cylindrical gage (IEC 60947-1)

接线位:螺钉类型/扭矩 Terminal: thread/ torque -/[Nm]

滑块:螺钉类型/扭矩 Disconnect slide::thread/ torque -/[Nm]

绝缘材料 Insulating material

根据UL94所确定的材料阻燃等级 Inflammability class acc. to UL94

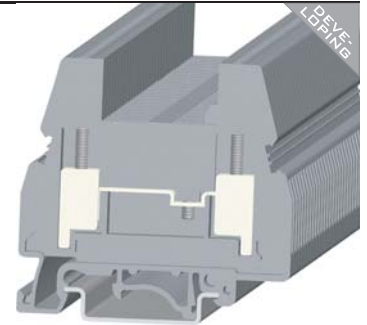

通用型PCTK系列带滑块式纵向开关分断端子，利用滑块能快速的将电路纵向断开，完全能满足电流互感器二次回路的设计要求，主要用于：发电和供电领域。绝缘件采用尼龙66，具有良好的韧性和阻燃性，铜合金压线框结构，提供潮湿，盐雾等恶劣环境下的长期保护。产品设计符合IEC60947、UL1059等国际标

准。并且具有以下优点：
--- 端子具有通用安装脚，因而可以安装在U型NS 35及G型NS 32两种标准的导轨上。
--- 端子极低的接触电阻值，导电性能好。
--- 开关回路清晰易辨，操作简单。
--- 接线标识可采用统一的ZB系列标识系统，使用方便，灵活。

Standard PCTK series vertically disjunctions switch with slide block terminal blocks, which can quickly disconnect the electro circuit vertically to fully meet the design requirements of current transformer's secondary circuit. Mainly used to generation and power supply field. The insulator housings are made from PA66, with excellent pliability and fire resistance, the clamps are made from copper, provide long-term protection under bad circumstance such as high humidity, salt spray. The design of the products are approved by international standard IEC60947、UL1059, etc.

And have the following advantages:
----With standard mounting support, terminal blocks can be fixed on both U type NS35 and G type NS 32 rails.
---- With excellent low contact resistance and well electrical conductivity;
----With clear and easy distinguish of circuit switch, convenient operation.
----Uniform marking methods with the ZB... marking system, very convenient and flexible.

PC SERIES



PCTK 6-BEN

PCTK 10-BEN

PC SERIES

CE RoHS REACH

	U [V]	I [A]	Wire size
IEC 60947-7-1	500	41	0.5-6.0mm ²
UL 1059	300	40	26-10AWG


	U [V]	I [A]	Wire size
IEC 60947-7-1	500	57	0.5-10mm ²
UL 1059	600	50	20-6AWG

说明 Specification


端子, 带通用安装脚, 可安装在  型导轨上
Terminal block, with universal foot for mounting on 

端板 Cover

边插式桥接件 Insertion bridge 
2P
3P
10P

隔板, 厚0.8mm Separating plate, thick 0.8mm 

分组隔板, 厚0.8mm Partition plate 

标记条 Zack strip 

螺丝刀 Screw driver

Technical data

尺寸 Dimensions

厚度/宽度/端板厚度 T/W/Cover thickness [mm]
8.2/61/2.2

高度 Height (NS35:7.5/NS35:15/NS32) [mm]
58.5/66/63.5

技术参数符合IEC/DIN VDE 标准

Technical data in accordance with IEC/DIN VDE

最大额定工作电流/截面积 Maximum load current/cross section [A]/[mm²]
41/6

使用边插式桥接件时可接导线最大截面积 (刚性/柔性)
6/6

Max. Cross section with insertion bridge (solid/stranded) [mm²]
10/10

额定冲击电压/污染等级 Rated surge voltage/Pollution degree [KV/-]
6/3

过电压等级/绝缘材料组别 Overvoltage category/Insulating material group
III/I

接线容量 Connection capacity

带管状裸端头/管状预绝缘端头的柔性导线
0.5-6/0.5-4

Stranded with ferrule without/with plastic sleeve [mm²]
0.5-10/0.5-6

多导线连接 (截面积相同的两导线)

Multiple connection (2 conductors with same cross section)

刚性导线/柔性导线 Solid/stranded [mm²]
0.5-2.5/0.5-6

带管状裸端头的柔性导线 [mm²]
0.5-4

带TWIN管状预绝缘端头的柔性导线 [mm²]
0.5-6

Stranded with TWIN ferrule with plastic sleeve [mm²]
0.5-6

General data

剥线长度 Stripping length [mm]
10

塞规 Internal cylindrical gage (IEC 60947-1)
A5

接线位螺钉: 螺钉类型/扭矩 Terminal: thread/ torque -/[Nm]
M4/1.2

分断滑块螺钉: 螺钉类型/扭矩 Disconnect slide: thread/ torque -/[Nm]
M3/0.5


绝缘材料 Insulating material
PA

根据UL94所确定的材料阻燃等级 Inflammability class acc. to UL94
V0

型号 Type	I _{max}	Purchase Pkt.
PCTK6-BEN		50
D-PCTK6-BEN		100
EB 2-8	41A	100
EB 3-8		100
EB 10-8		50
TS-RTK-BEN		50
ATS-RTK-BEN		100
ZB 8		
SZG 0.9X6.5		

型号 Type	I _{max}	Purchase Pkt.
PCTK10-BEN		50
D-PCTK10-BEN		50
EB 2-8		100
EB 3-8		100
EB 10-8		50
TS-RTK-BEN		50
ATS-RTK-BEN		100
ZB 8		
SZG 0.9X6.5		

PC Series



PCMB 2.5

UL US CE RoHS REACH

	U [V]	I [A]	Wire size
IEC 60947-7-1	400	24	0.2-2.5mm ²
UL 1059	300	20	28-12AWG

端子的小型化，可以最大限度的节省布线空间。通用型PCMB系列小型接线端子，构造紧凑，专为最拥挤的布线空间设计。绝缘件采用尼龙66，具有良好的韧性和阻燃性，铜合金压线框结构，提供潮湿，盐雾等恶劣环境下的长期保护，产品设计符合IEC60947、UL1059等国际标准。并且具有以下优点：

--- 端子具有通用安装脚，因而可以安装在U型15mm宽的标准导轨上。

--- 电位分配可通过使用中间固定式桥接件或边插式桥接件两种不同的方式来实现。

--- 接线标识可采用统一的ZB系列标识系统，使用方便，灵活。

PCMB series modular types to save the connection space at maximum.

PCMB series modular types terminal blocks with compacted structure, specially designed for crowded space. The insulator housings are made from PA66, with excellent pliability and fire resistance, the clamps are made from copper, provide long-term protection under bad circumstance such as high humidity, salt spray. The design of the products are approved by international standard IEC60947、UL1059, etc. And have the following advantages:

----With standard mounting support, terminal blocks can be fixed on U type with the width of 15mm standard rails.

----Power distribution alternatively via fixed bridges in the terminal center.



----Uniform marking methods with the ZB... marking system, very convenient and flexible.


说明 Specification		
端子 Terminal Block		
盖板 Cover		
固定式桥接件,带绝缘圈 Fixed bridge, with insulating collar		
固定式桥接件,带卡定距小套筒 Fixed bridge, with fixed crimped rolls		
边插式桥接件 Insertion bridge	2P 3P 10P	
带绝缘垫块桥接件 Isolator bridge bar		
绝缘垫块 Bridge bar isolator		
两端子或桥接端子组的开关桥 Switching bridge		
隔片 Separating plate		
分组隔板, 厚2.5mm Partition plate		
测试插孔座 Test plug socket		
标记条 Zack strip		
螺丝刀 Screw driver		

Technical data		
尺寸 Dimensions		
厚度/宽度/端板厚度 T/W/Cover thickness	[mm]	5.2/28/1.5
高度 Height (NS15)	[mm]	32
技术参数符合IEC/ DIN VDE 标准 Technical data in accordance with IEC/DIN VDE		
最大额定工作电流/截面积 Maximum load current/cross section	[A]/[mm ²]	24/2.5
使用边插式桥接件时可接导线最大截面积 (刚性/柔性) Max. Cross section with insertion bridge (solid/stranded)	[mm ²]	2.5/2.5
额定冲击电压/污染等级 Rated surge voltage/Pollution degree	[KV/-]	6/3
过电压等级/绝缘材料组别 Overvoltage category/Insulating material group		III/I
接线容量 Connection capacity		
带管状裸端头/管状预绝缘端头的柔性导线 Stranded with ferrule without/with plastic sleeve	[mm ²]	0.2-2.5/0.2-1.5
多导线连接 (截面积相同的两导线) Multiple connection (2 conductors with same cross section)		
刚性导线/柔性导线 Solid/stranded	[mm ²]	0.2-1/0.2-1.5
带管状裸端头的柔性导线 Stranded with ferrules without plastic sleeve	[mm ²]	0.2-1.5
带TWIN管状预绝缘端头的柔性导线 Stranded with TWIN ferrule with plastic sleeve	[mm ²]	0.5-1
General data		
剥线长度 Stripping length	[mm]	8
塞规 Internal Cylindrical Gage(IEC 60947-1)		A3
螺钉类型 Screw thread		M3
扭矩 Torque	-/[Nm]	0.5
绝缘材料 Insulating material		PA
根据UL94所确定的材料阻燃等级 Inflammability class acc. to UL94		V0

型号 Type	I _{max}	Purchase Pkt.
PCMB 2.5		50
D-PCMB 2.5		100
FBR1 10-5	24A	10
EB2-5	22A	100
EB3-5		100
EB10-5		10
ATP-PCMB		50
DSB 3/10/4		100
ZB5		
SZS 0.6X3.5		

PC SERIES



The items marked " () " are the parts under developing.

PCMB 4




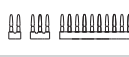







PCMB 6/E

UL[®] CE RoHS REACH

	U [V]	I [A]	Wire size
IEC 60947-7-1	500	32	0.2-4.0mm ²
UL 1059	300	30	26-10AWG

	U [V]	I [A]	Wire size
IEC 60947-7-1	500	41	0.5-6.0mm ²
UL 1059	300	50	20-8AWG

PC SERIES

说明 Specification
端子 Terminal Block
端板 Cover 
固定式桥接件,带绝缘圈 Fixed bridge,with insulating collar 
固定式桥接件,带卡定距小套筒 Fixed bridge,with fixed crimped rolls 
边插式桥接件 Insertion bridge  2P 3P 10P
带绝缘垫块桥接件 Isolator bridge bar 
绝缘垫块 Bridge bar isolator 
两端子或桥接端子组的开关桥 Switching bridge 
隔片 Separating plate 
分组隔板,厚2.5mm Partition plate 
测试插座 Test plug socket 
标记条 Zack strip 
螺丝刀 Screw driver

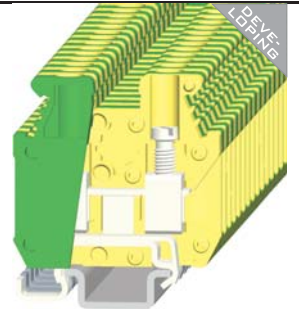
型号 Type	I _{max}	Purchase Pkt.
PCMB 4		50
D-PCMB 4		100
FBI 10-6	32A	10
EB2-6	32A	100
EB3-6		100
EB10-6		10
SBRN 2-7		1
TS-KK3		50
ATP-PCMB		50
DSB 3/10/4		100
ZB6		
SZS 0.6X3.5		


型号 Type	I _{max}	Purchase Pkt.
PCMB 6/E		50
D-PCMB 6/E		50
FBI 10-8	41A	10
EB2-8	41A	100
EB3-8		100
EB10-8		10
ISSBI 10-8		10
IS-K 10		100
SB 2-8/13		1
TS-KK3		50
ATP-PCMB		50
DSB 4/7/6		100
ZB8		
SZS 1.0X4.0		

Technical data	
尺寸 Dimensions	
厚度/宽度/端板厚度 T/W/Cover thickness [mm]	6.2/28/1.5
高度 Height (NS15) [mm]	32
技术参数符合IEC/DIN VDE 标准 Technical data in accordance with IEC/DIN VDE	
最大额定工作电流/截面积 Maximum load current/cross section [A]/[mm ²]	32/4
使用边插式桥接件时可接导线最大截面积 (刚性/柔性) Max. Cross section with insertion bridge (solid/stranded) [mm ²]	4/4
额定冲击电压/污染等级 Rated surge voltage/Pollution degree [KV/-]	6/3
过电压等级/绝缘材料组别 Overvoltage category/Insulating material group	III/I
接线容量 Connection capacity	
带管状裸端头/管状预绝缘端头的柔性导线 Stranded with ferrule without/with plastic sleeve [mm ²]	0.2-4/0.2-2.5
多导线连接 (截面积相同的两导线) Multiple connection (2 conductors with same cross section)	
刚性导线/柔性导线 Solid/stranded [mm ²]	0.2-1.5/0.2-1.5
带管状裸端头的柔性导线 Stranded with ferrules without plastic sleeve [mm ²]	0.2-1.5
带TWIN管状预绝缘端头的柔性导线 Stranded with TWIN ferrule with plastic sleeve [mm ²]	0.5-2.5
General data	
剥线长度 Stripping length [mm]	8
塞规 Internal Cylindrical Gage (IEC 60947-1)	A4
螺钉类型 Screw thread	M3
扭矩 Torque -/[Nm]	0.5
绝缘材料 Insulating material	PA
根据UL94所确定的材料阻燃等级 Inflammability class acc. to UL94	V0

		8.2/35/1.5
		36
		41/6
		6/4
		6/3
		III/I
		0.2-6/0.2-6
		0.5-2.5/0.5-2.5
		0.5-2.5
		0.5-2.5
		10
		A5
		M4
		1.2
		PA
		V0

PC Series



The items marked " () " are the parts under developing.


PCMB 2.5-PE

通用型PCMB-PE系列小型接地端子，端子的外形尺寸也已经进行了优化，此类端子有着和相对应的通用型PCMB系列端子相同的外形轮廓尺寸，绝缘件采用尼龙66，具有良好的韧性和阻燃性，绝缘件的颜色采用黄绿色相间，产品设计符合IEC60947、UL1059等国际标准。并且具有以下优点：

- 端子具有通用安装脚，因而可以安装在U型15mm宽的标准导轨上。
- 电位分配可通过使用中间固定式桥接件或边插式桥接件两种不同的方式来实现。
- 接线标识可采用统一的ZB系列标识系统，使用方便，灵活。

Standard PCMB-PE mini-ground series terminal blocks, with optimized shape, have same shape sizes with the corresponding PCMB series terminal blocks. The insulator housings are made from PA66, with excellent pliability and fire resistance, the color of insulator housing is yellow-green. The design of the products are approved by international standard IEC60947、UL1059, etc. And have the following advantages:

- With standard mounting support, terminal blocks can be fixed on U type with the width of 15mm standard rails.
- Power distribution alternatively via fixed bridges in the terminal center or insertion bridges in the clamping space.
- Uniform marking methods with the ZB... marking system, very convenient and flexible.

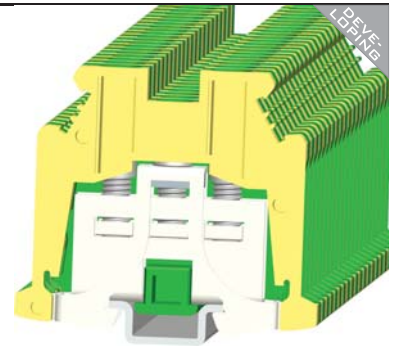

说明 Specification	
接地端子 Ground terminal block	
标记条 Zack strip	
螺丝刀 Screw driver	
Technical data	
尺寸 Dimensions	
厚度/宽度 T/W	[mm]
高度 Height (NS15)	[mm]
技术参数符合IEC/DIN VDE 标准 Technical data in accordance with IEC/DIN VDE	
额定冲击电压/污染等级 Rated surge voltage/Pollution degree	[KV/-]
过电压等级/绝缘材料组别 Overvoltage category/Insulating material group	
接线容量 Connection capacity	
带管状裸端头/管状预绝缘端头的柔性导线 Stranded with ferrule without/with plastic sleeve	[mm ²]
多导线连接 (截面积相同的两导线) Multiple connection (2 conductors with same cross section)	
刚性导线/柔性导线 Solid/stranded	[mm ²]
带管状裸端头的柔性导线 Stranded with ferrules without plastic sleeve	[mm ²]
带TWIN管状预绝缘端头的柔性导线 Stranded with TWIN ferrule with plastic sleeve	[mm ²]
General data	
剥线长度 Stripping length	[mm]
塞规 Internal cylindrical gage(IEC 60947-1)	
接线位:螺钉类型/扭矩 Terminal: thread/torque	~/[Nm]
中央紧固:螺钉类型/扭矩 Mounting:thread/torque	~/[Nm]
绝缘材料 Insulating material	
根据UL94所确定的材料阻燃等级 Inflammability class acc. to UL94	

	U [V]	I [A]	Wire size
IEC 60947-7-2	-	-	0.2-2.5mm ²
UL 1059	-	-	24-12AWG

型号 Type	Purchase Pkt.
PCMBK 2.5-PE	50
ZB5	
SZS 0.6X3.5	


PC SERIES

PC Miniature ground types



PCMB 4-PE

PCMB 6/E-PE


The items marked " () " are the parts under developing.

PC SERIES

	U [V]	I [A]	Wire size
IEC 60947-7-2	-	-	0.2-4.0mm ²
UL 1059	-	-	24-10AWG

	U [V]	I [A]	Wire size
IEC 60947-7-2	-	-	0.5-6.0mm ²
UL 1059	-	-	20-8AWG

说明 Specification

- 接地端子 Ground terminal block
- 标记条 Zack strip 
- 螺丝刀 Screw driver

Technical data

尺寸 Dimensions

- 厚度/宽度 T/W [mm]
- 高度 Height (NS15) [mm]

技术参数符合IEC/DIN VDE 标准

Technical data in accordance with IEC/DIN VDE

- 额定冲击电压/污染等级 Rated surge voltage/Pollution degree [KV/-]
- 过电压等级/绝缘材料组别 Overvoltage category/Insulating material group

接线容量 Connection capacity

- 带管状裸端子/管状预绝缘端头的柔性导线 Stranded with ferrule without/with plastic sleeve [mm²]

多导线连接 (截面积相同的两导线)

Multiple connection(2 conductors with same cross section)

- 刚性导线/柔性导线 Solid/stranded [mm²]
- 带管状裸端头的柔性导线 Stranded with ferrules without plastic sleeve [mm²]
- 带TWIN管状预绝缘端头的柔性导线 Stranded with TWIN ferrule with plastic sleeve [mm²]


General data

- 剥线长度 Stripping length [mm]
- 塞规 Internal cylindrical gage(IEC 60947-1)
- 接线位:螺钉类型/扭矩 Terminal: thread/ torque -/[Nm]
- 中央紧固:螺钉类型/扭矩 Mounting:thread/ torque -/[Nm]
- 绝缘材料 Insulating material
- 根据UL94所确定的材料阻燃等级 Inflammability class acc. to UL94

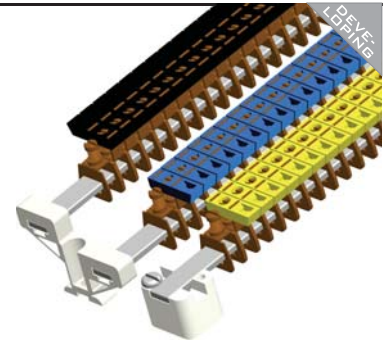
型号 Type	Purchase Pkt.
PCMBK 4-PE	50
ZB6	
SZS 0.6X3.5	

型号 Type	Purchase Pkt.
PCMBK 6/E-PE	50
ZB8	
SZS 0.6X3.5	


PC Miniature ground types



PCG 4









PCG 16/PCG 35

The items marked " () " are the parts under developing.

	U [V]	I [A]	Wire size
IEC 60947-7-1	-	-	0.5-4mm ²
UL 1059	-	-	20-10AWG

	U [V]	I [A]	Wire size
IEC 60947-7-1	-	-	1.5-16/2.5-25mm ²
UL 1059	-	-	16-6/14-2AWG

说明 Specification	
端子 Terminal block N线汇流, 3x10mm, 长1m Neutral busbar, 3x10mm, length: 1m.	
垫块 Bridgebar	
双垫块, 高度48mm Bridgebar, height 48mm	
双垫块, 高度36.8mm Bridgebar, height 36.8mm	
支架 Support	
标记条 Zack strip	
螺丝刀 Screw driver	

型号 Type	I _{max}	Purchase Pkt.
PCG4		50
NLS-CU 3/10	140A	10
AB/SS		10
AB2/SS		10
ABN2/SS		10
UAB 1		50
ZB 5		
SZS 0.6X3.5		

型号 Type	I _{max}	Purchase Pkt.
PCG16/PCG35		50
NLS-CU 3/10	140A	10
AB/SS		10
AB2/SS		10
ABN2/SS		10
UAB 1		50
ZB 6		
SZS 1.0X4.0(PCG16) SZS 1.0X6.5(PCG35)		

尺寸 Dimensions	
技术参数符合IEC/DIN VDE 标准 Technical data in accordance with IEC/DIN VDE	
最大额定工作电流/截面积 Maximum load current/cross section	[A]/[mm ²]
中线汇流条的电流承载能力 Max. Load current of neutral busbar	[A]
接线容量 Connection capacity	
带管状裸端头/管状预绝缘端头的柔性导线 Stranded with ferrule without/with plastic sleeve	[mm ²]
多导线连接 (截面积相同的两导线) Multiple connection (2 conductors with same cross section)	
Solid/stranded 刚性导线/柔性导线 Stranded with ferrules without plastic sleeve	[mm ²]
带管状裸端头的柔性导线 Stranded with TWIN ferrule with plastic sleeve	[mm ²]
General data	
剥线长度 Stripping length	[mm]
塞规 Internal cylindrical gage (IEC 60947-1)	
螺钉类型/扭矩 thread/torque	-/[Nm]
绝缘材料 Insulating material	
根据UL94所确定的材料阻燃等级 Inflammability class acc. to UL94	

	PCG16	PCG35
最大额定工作电流/截面积	32/4	76/16
中线汇流条的电流承载能力	140	140
带管状裸端头/管状预绝缘端头的柔性导线	0.5-4/0.5-4	1.5-16/1.5-16
多导线连接 (截面积相同的两导线)		
Solid/stranded 刚性导线/柔性导线	0.5-2.5/0.5-2.5	1.5-6/1.5-6
带管状裸端头的柔性导线	0.5-2.5	1.5-6
带TWIN管状预绝缘端头的柔性导线	0.5-2.5	1.5-10
剥线长度	16	16
塞规	A4/M4	B6/M5
螺钉类型/扭矩	1.2	2.0
绝缘材料	PA	PA
根据UL94所确定的材料阻燃等级	V0	V0


	PCG16	PCG35
最大额定工作电流/截面积	76/16	125/35
中线汇流条的电流承载能力	140	140
带管状裸端头/管状预绝缘端头的柔性导线	1.5-16/1.5-16	2.5-35/2.5-35
多导线连接 (截面积相同的两导线)		
Solid/stranded 刚性导线/柔性导线	1.5-6/1.5-6	1.5-16/1.5-16
带管状裸端头的柔性导线	1.5-6	1.5-16
带TWIN管状预绝缘端头的柔性导线	1.5-10	1.5-10
剥线长度	16	16
塞规	B6/M5	B9/M6
螺钉类型/扭矩	2.0	2.5
绝缘材料	PA	PA
根据UL94所确定的材料阻燃等级	V0	V0

PC SERIES

MK Series

MK钢制压线框压线结构

MK steel pressure clamp connection



MK钢制压线框压线结构

- ※绝缘件采用尼龙66，具有良好的韧性和阻燃性
- ※钢制压线框结构，接触压力大，同时具有自锁、抗震和防松功能
- ※导体电镀锡合金，确保极低的接触电阻和良好的气密性
- ※接线范围为0.05-35mm²，提供试验型、开关型、熔断器型等多种功能端子
- ※电压降小
- ※性价比高

MK steel pressure clamp connection

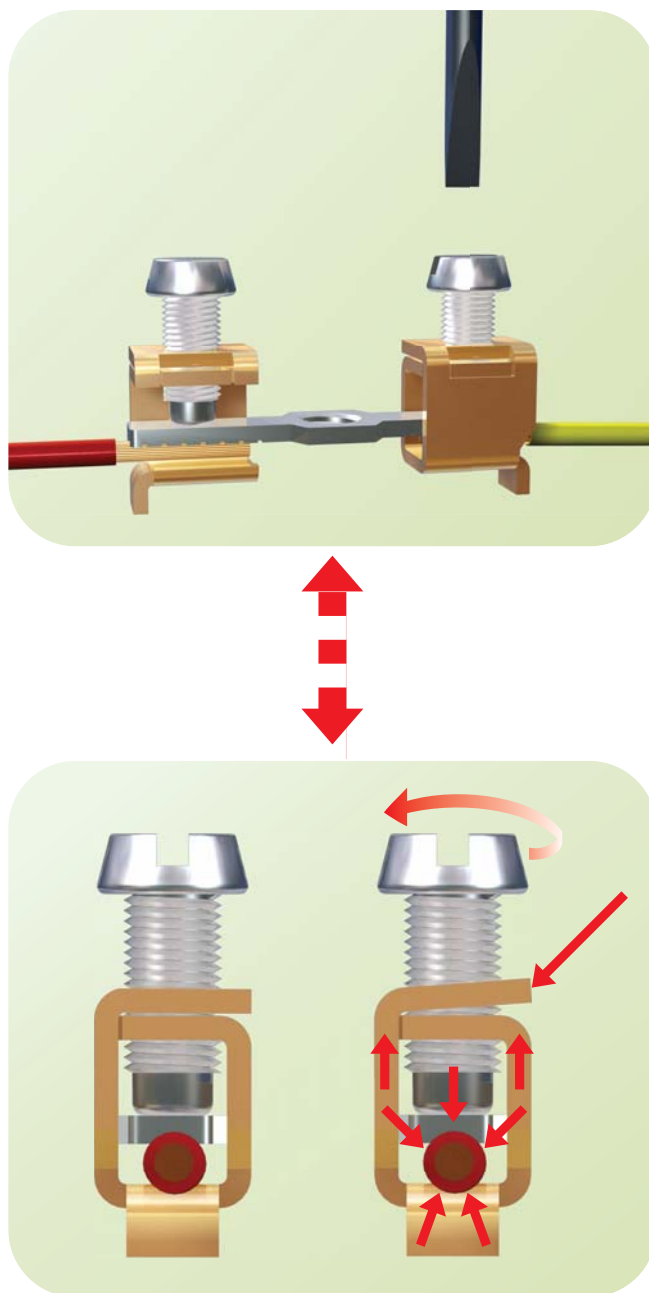
- ※The insulator is made from PA66, with excellent pliability and fire resistance.
- ※The blocks adopt steel pressure clamp connection system with the advantages of high contact force, self-locking, vibration resistance, and loosening protection. The current bar is plated with pliable and tough leypewter (tin-lead alloy) to guarantee a low electric resistance and excellent gas-tight.
- ※The connect capacity ranges from 0.05 to 35 mm², with terminals of test, disconnection, fuse types etc.
- ※Low voltage drop
- ※High ratio of quality and price.

自锁功能原理

MK系列产品的压线框采用低碳钢经渗碳-热镀锌处理后，使其具备了优良机械性能和抗腐蚀能力。拧紧螺钉的过程中压线框上部带螺纹的舌片向上弹起，由此产生一个对螺钉的反作用力，在压线框与螺钉之间形成自锁，在震动条件下也不会松动脱落。由于温度变化造成的导线径的热胀冷缩，也由压线框本身的弹性作用来抵消，因此无须再次拧紧螺钉，在长时间的使用过程中给您带来了免维护的方便。

Self-locking


Clamping yokes in MK series, made of carburated, hot Zinc-plated low carbon steel, have excellent mechanical properties and corrosive resistance. When the clamping screw is tightened, the upper thread overlap spring open to form a force upon the screw, thus causing a locking action to be exerted on the screw. Once the conductor is tightened, it won't loose even under shaking conditions. Due to the elastic behavior of the clamping yoke, the screw doesn't need to be tightened even if expansion or contraction caused by the change of temperature occur on the conductor. This keeps you free from maintenance in your long-term usage.






DEGSON®

MK 2-Conductor types



MK 2.5



MK 4

UL US CE RoHS REACH

	U [V]	I [A]	Wire size
IEC 60947-7-1	500	24	0.5-2.5mm ²
UL 1059	600	20	22-12AWG

UL US CE RoHS REACH

	U [V]	I [A]	Wire size
IEC 60947-7-1	800	32	0.5-4mm ²
UL 1059	600	3	22AWG


MK SERIES

说明 Specification	型号 Type	Purchase Pkt.	型号 Type	Purchase Pkt.
端子, 带通用安装脚, 可安装在 ∇ / \cup / \sqcup 型导轨上 Terminal block, with universal foot for mounting on ∇ / \cup / \sqcup	MK2.5	100	MK4	100
盖板 Cover	D-MK2.5	200	D-MK4	200
分组隔板 Partition plate	DTW-2.5	20	DTW-4	20
隔片 Separating plate	TSCH1	100	TSCH1	100
联络组件 Cross connection links	Q 2-2.5	50	Q 2-4	50
	Q 3-2.5	50	Q 3-4	50
	Q 4-2.5	50	Q 4-4	50
	Q 10-2.5	20	Q 10-4	20
可拆开的联络组件 Removable cross connection links	VL-4	50	VL-4	50
	Vh19	50	Vh19	50
	BS-M3X25	100	BS-M3X25	100
闪电标志牌 Protective covers	AD3-2.5		AD3-4	
	AD4-2.5		AD4-4	
标记条 Zack strip	DEK 5		DEK 6	
Technical data				
尺寸 Dimensions				
厚度/宽度/盖板厚度 T/W/Cover thickness [mm]	6/41/1.5		6.5/42/1.5	
高度 Height (NS35:7.5/NS35:15/NS32) [mm]	42.5/50/42.5		47.5/55/47.5	
技术参数符合IEC/DIN VDE 标准 Technical data in accordance with IEC/DIN VDE				
最大额定工作电流/截面积 Maximum load current/cross section [A]/[mm ²]	24/2.5		32/4	
使用边插式桥接件时可接导线最大截面积 (刚性/柔性) Max. Cross section with insertion bridge (solid/stranded) [mm ²]	2.5/2.5		4/4	
额定冲击电压/污染等级 Rated surge voltage/Pollution degree [KV/-]	8/3		8/3	
过电压等级/绝缘材料组别 Overvoltage category/Insulating material group	III/I		III/I	
接线容量 Connection capacity				
带管状裸端头/管状预绝缘端头的柔性导线 Stranded with ferrule without/with plastic sleeve [mm ²]	0.2-2.5/0.2-2.5		0.2-4/0.2-4	
多导线连接 (截面积相同的两导线) Multiple connection (2 conductors with same cross section)				
刚性导线/柔性导线 Solid/stranded [mm ²]	0.2-1.5/0.2-1.5		0.2-1.5/0.2-1.5	
带管状裸端头的柔性导线 Stranded with ferrules without plastic sleeve [mm ²]	0.2-1.5		0.2-1.5	
带TWIN管状预绝缘端头的柔性导线 Stranded with TWIN ferrule with plastic sleeve [mm ²]	0.5-1		0.5-1.5	
General data				
剥线长度 Stripping length [mm]	8		8	
塞规 Internal cylindrical gage (IEC 60947-1)	A3		A4	
螺钉类型 Screw thread	M2.5		M3	
扭矩 Tightening torque [Nm]	0.4		0.5	
绝缘材料 Insulating material	PA		PA	
根据UL94所确定的材料阻燃等级 Inflammability class acc. to UL94	V0		V0	


MK Series



MK 6



MK 10



MK 16

UL US CE RoHS REACH

	U [V]	I [A]	Wire size
IEC 60947-7-1	800	41	0.5-6mm ²
UL 1059	600	3	22AWG

UL US CE RoHS REACH

	U [V]	I [A]	Wire size
IEC 60947-7-1	630	57	1.5-10mm ²
UL 1059	600	60	14-6AWG

UL US CE RoHS REACH

	U [V]	I [A]	Wire size
IEC 60947-7-1	800	76	2.5-16mm ²
UL 1059	600	80	12-4AWG

型号 Type	Purchase Pkt.
MK6	100
D-MK4	200
DTW-4	20
TSCH1	100
Q2-6	50
Q3-6	50
Q4-6	50
Q10-6	20
VL-6	50
VH19	50
BS-M3X25	100
AD3-6	
AD4-6	
DEK6	

型号 Type	Purchase Pkt.
MK10	100
D-MK4	200
DTW-4	20
TSCH1	100
Q2-10	50
Q3-10	50
Q4-10	50
Q10-10	20
VL-10	50
VH19	50
BS-M3X25	100
AD3-10	
AD4-10	
DEK6	

型号 Type	Purchase Pkt.
MK16	50
D-MK16	100
DTW-35	20
TSCH1	100
Q2-16	50
Q3-16	50
Q4-16	50
Q10-16	20
VL-16	50
VH19	50
BS-M3X25	100
AD3-16	
AD4-16	
DEK6	

MK SERIES

8/42/1.5 47.5/55/47.5
41/6 4/4 8/3 III/I
0.2-6/0.2-6
0.2-2.5/0.2-2.5 0.2-1.5 0.5-4
10 A5 M3.5 0.8 PA V0

10/42/1.5 47.5/55/47.5
57/10 10/10 8/3 III/I
0.5-10/0.5-6
0.5-4/0.5-4 0.5-2.5 0.5-6
10 B6 M4 1.2 PA V0

12/50/1.5 53.5/61/53.5
76/16 16/16 8/3 III/I
1.5-16/1.5-16
1.5-6/1.5-4 1.5-6 0.75-10
11 B7 M4 1.2 PA V0



DEGSON[®]

MK 2-Conductor types



MK 35



MK 70

UL vs CE RoHS REACH

	U [V]	I [A]	Wire size
IEC 60947-7-1	1000	125	10-35mm ²
UL 1059	600	115	12-2AWG

	U [V]	I [A]	Wire size
IEC 60947-7-1	800	192A	16-70mm ²
UL 1059	600	175A	6-2/0AWG



MK SERIES

说明 Specification													
端子, 带通用安装脚, 可安装在 $\nabla/\nabla/\nabla$ 型导轨上 Terminal block, with universal foot for mounting on $\nabla/\nabla/\nabla$													
端板 Cover													
分组隔板 Partition plate													
隔片 Separating plate													
联络组件 Cross connection links	<table border="0"> <tr> <td>2P</td> <td>Q 3</td> <td>Q B4</td> </tr> <tr> <td>3P</td> <td></td> <td></td> </tr> <tr> <td>4P</td> <td></td> <td></td> </tr> <tr> <td>10P</td> <td></td> <td></td> </tr> </table>	2P	Q 3	Q B4	3P			4P			10P		
2P	Q 3	Q B4											
3P													
4P													
10P													
可拆开的联络组件 Removable cross connection links	<table border="0"> <tr> <td>VL</td> <td>BS</td> </tr> <tr> <td></td> <td></td> </tr> <tr> <td>VH</td> <td></td> </tr> </table>	VL	BS			VH							
VL	BS												
VH													
闪电标志牌 Protective covers													
标记条 Zack strip													
Technical data													
尺寸 Dimensions													
厚度/宽度/端板厚度 T/W/Cover thickness	[mm] 18/58/1.5												
高度 Height (NS35:7.5/NS35:15/NS32)	[mm] 63.5/71/63.5												
技术参数符合IEC/DIN VDE 标准 Technical data in accordance with IEC/DIN VDE													
最大额定工作电流/截面积 Maximum load current/cross section	[A]/[mm ²] 125/35												
使用边插式桥接件时可接导线最大截面积 (刚性/柔性) Max. Cross section with insertion bridge (solid/stranded)	[mm ²] 35/35												
额定冲击电压/污染等级 Rated surge voltage/Pollution degree	[KV/-] 8/3												
过电压等级/绝缘材料组别 Overvoltage category/Insulating material group	III/I												
接线容量 Connection capacity													
带管状裸端头/管状预绝缘端头的柔性导线 Stranded with ferrule without/with plastic sleeve	[mm ²] 0.75-35/0.75-35												
多导线连接 (截面积相同的两导线) Multiple connection (2 conductors with same cross section)													
刚性导线/柔性导线 Solid/stranded	[mm ²] 0.75-16 / 0.75-10												
带管状裸端头的柔性导线 Stranded with ferrules without plastic sleeve	[mm ²] 0.75-10												
带TWIN管状预绝缘端头的柔性导线 Stranded with TWIN ferrule with plastic sleeve	[mm ²] 0.75-6												
General data													
剥线长度 Stripping length	[mm] 16												
塞规 Internal cylindrical gage (IEC60947-1)	B9												
螺钉类型 Screw thread	M6												
扭矩 Tightening torque	[Nm] 2.5												
绝缘材料 Insulating material	PA												
根据UL94所确定的材料阻燃等级 Inflammability class acc. to UL94	V0												

型号 Type	Purchase Pkt.
MK35	20
D-MK35	50
DTW-35	10
Q 2-35	20
Q 3-35	20
Q 4-35	20
Q 10-35	20
VL-35	50
VH24.5	50
BS-M4X25	100
AD3-35	
AD4-35	
DEK 6	


型号 Type	Purchase Pkt.
MK70	10
D-MK70	10
Q 2-70	20
Q 3-70	5
AD3-70	
AD4-70	
DEK 6	

MK 2-Conductor ground types



MK 2.5-PE

UL US CE RoHS REACH			
	U [V]	I [A]	Wire size
IEC 60947-7-2	-	-	0.5-2.5mm ²
UL 1059	-	-	24-12AWG



MK 4-PE

UL US CE RoHS REACH			
	U [V]	I [A]	Wire size
IEC 60947-7-2	-	-	0.75-4mm ²
UL 1059	-	-	22-10AWG

说明 Specification	
接地端子,可安装在 √ / √ 型导轨上 Ground terminal block, for mounting on √ / √	
安装轨底座 Rail holder	
标记条 Zack strip	
Technical data	
尺寸 Dimensions	
厚度/宽度 T/W	[mm]
高度 Height (NS35:7.5/NS35:15)	[mm]
技术参数符合IEC/DIN VDE 标准 Technical data in accordance with IEC/DIN VDE	
额定冲击电压/污染等级 Rated surge voltage/Pollution degree	[KV/-]
过电压等级/绝缘材料组别 Overvoltage category/Insulating material group	
接线容量 Connection capacity	
带管状裸端头/管状预绝缘端头的柔性导线 Stranded with ferrule without/with plastic sleeve	[mm ²]
多导线连接(截面积相同的两导线) Multiple connection(2 conductors with same cross section)	
刚性导线/柔性导线 Solid/stranded	[mm ²]
带管状裸端头的柔性导线 Stranded with ferrules without plastic sleeve	[mm ²]
带TWIN管状预绝缘端头的柔性导线 Stranded with TWIN ferrule with plastic sleeve	[mm ²]
General data	
剥线长度 Stripping length	[mm]
塞规 Internal cylindrical gage (IEC 60947-1)	
接线位螺钉:类型/扭矩 Terminal screw: thread/ torque	[Nm]
中央紧固螺钉:类型/扭矩 Mounting screw:thread/ torque	[Nm]
绝缘材料 Insulating material	
根据UL94所确定的材料阻燃等级 Inflammability class acc. to UL94	

型号 Type	Purchase Pkt.
MK2.5-PE	100
SH2	10
DEK 5	



型号 Type	Purchase Pkt.
MK4-PE	100
SH2	10
DEK 6	

MK SERIES




DEGSON®

MK 2-Conductor ground types



MK 6-PE



MK 10-PE

	UL vs CE RoHS REACH		
	U [V]	I [A]	Wire size
IEC 60947-7-2	-	-	0.5-6mm ²
UL 1059	-	-	22-8AWG

	UL vs CE RoHS REACH		
	U [V]	I [A]	Wire size
IEC 60947-7-2	-	-	0.5-10mm ²
UL 1059	-	-	20-8AWG

MK SERIES

说明 Specification	
接地端子,可安装在 ~ / ~ 型导轨上 Ground terminal block, for mounting on ~ / ~	
安装轨底座 Rail holder	
标记条 Zack strip	
Technical data	
尺寸 Dimensions	
厚度/宽度 T/W	[mm]
高度 Height (NS35:7.5/NS35:15)	[mm]
技术参数符合IEC/ DIN VDE 标准 Technical data in accordance with IEC/DIN VDE	
额定冲击电压/污染等级 Rated surge voltage/Pollution degree	[KV/-]
过电压等级/绝缘材料组别 Overvoltage category/Insulating material group	
接线容量 Connection capacity	
带管状裸端头/管状预绝缘端头的柔性导线 Stranded with ferrule without/with plastic sleeve	[mm ²]
多导线连接 (截面积相同的两导线) Multiple connection (2 conductors with same cross section)	
刚性导线/柔性导线 Solid/stranded	[mm ²]
带管状裸端头的柔性导线 Stranded with ferrules without plastic sleeve	[mm ²]
带TWIN管状预绝缘端头的柔性导线 Stranded with TWIN ferrule with plastic sleeve	[mm ²]
General data	
剥线长度 Stripping length	[mm]
塞规 Internal cylindrical gage (IEC 60947-1)	
接线位螺钉:类型/扭矩 Terminal screw: thread/torque	[Nm]
中央紧固螺钉:类型/扭矩 Mounting screw:thread/torque	[Nm]
绝缘材料 Insulating material	
根据UL94所确定的材料阻燃等级 Inflammability class acc. to UL94	

型号 Type	Purchase Pkt.
MK6-PE	100
SH2	10
DEK 6	

厚度/宽度 T/W	高度 Height
8/56	44/51.5

额定冲击电压/污染等级	过电压等级/绝缘材料组别
8/3	III/I

带管状裸端头/管状预绝缘端头的柔性导线	多导线连接 (截面积相同的两导线)
0.2-6/0.2-6	0.2-2.5 / 0.2-2.5

刚性导线/柔性导线	带管状裸端头的柔性导线	带TWIN管状预绝缘端头的柔性导线
0.5-4 / 0.5-4	0.5-2.5	0.5-6

塞规	接线位螺钉:类型/扭矩	中央紧固螺钉:类型/扭矩	绝缘材料
10	A5	M3/0.5	PA
B6	M3.5/0.8	M3/0.5	PA
M4/1.2			V0

型号 Type	Purchase Pkt.
MK10-PE	80
SH2	10
DEK 6	

厚度/宽度 T/W	高度 Height
10/56	44/51.5



额定冲击电压/污染等级	过电压等级/绝缘材料组别
8/3	III/I

带管状裸端头/管状预绝缘端头的柔性导线	多导线连接 (截面积相同的两导线)
0.5-10/0.5-6	0.5-4 / 0.5-4


刚性导线/柔性导线	带管状裸端头的柔性导线	带TWIN管状预绝缘端头的柔性导线
0.5-4 / 0.5-4	0.5-2.5	0.5-6

塞规	接线位螺钉:类型/扭矩	中央紧固螺钉:类型/扭矩	绝缘材料
10	A5	M3/0.5	PA
B6	M3.5/0.8	M3/0.5	PA
M4/1.2			V0

MK Series



MK 16-PE



MK 35-PE

CE RoHS REACH

	U [V]	I [A]	Wire size
IEC 60947-7-2	-	-	2.5-16mm ²
UL 1059	-	-	12-6AWG

UL vs CE RoHS REACH

	U [V]	I [A]	Wire size
IEC 60947-7-2	-	-	4.0-35mm ²
UL 1059	-	-	14AWG

说明 Specification	
接地端子,可安装在 ~ / ~ 型导轨上 Ground terminal block, for mounting on ~ / ~	
安装轨底座 Rail holder	
标记条 Zack strip	
Technical data	
尺寸 Dimensions	
厚度/宽度 T/W	[mm]
高度 Height (NS35:7.5/NS35:15)	[mm]
技术参数符合IEC/DIN VDE 标准 Technical data in accordance with IEC/DIN VDE	
额定冲击电压/污染等级 Rated surge voltage/Pollution degree	[KV/-]
过电压等级/绝缘材料组别 Overvoltage category/Insulating material group	
接线容量 Connection capacity	
带管状裸端头/管状预绝缘端头的柔性导线 Stranded with ferrule without/with plastic sleeve	[mm ²]
多导线连接 (截面积相同的两导线) Multiple connection (2 conductors with same cross section)	
刚性导线/柔性导线 Solid/stranded	[mm ²]
带管状裸端头的柔性导线 Stranded with ferrules without plastic sleeve	[mm ²]
带TWIN管状预绝缘端头的柔性导线 Stranded with TWIN ferrule with plastic sleeve	[mm ²]
General data	
剥线长度 Stripping length	[mm]
塞规 Internal cylindrical gage (IEC 60947-1)	
接线位螺钉:类型/扭矩 Terminal screw: thread/ torque	[Nm]
中央紧固螺钉:类型/扭矩 Mounting screw:thread/ torque	[Nm]
绝缘材料 Insulating material	
根据UL94所确定的材料阻燃等级 Inflammability class acc. to UL94	

型号 Type	Purchase Pkt.
MK16-PE	50
SH2	10
DEK 6	

	U [V]	I [A]	Wire size
	6/41/1.5		
	42.5/50/42.5		
	8/3		
	III/I		
	1.5-16/1.5-16		
	1.5-6/1.5-4		
	1.5-6		
	0.75-10		
	11		
	B7		
	M4/1.2		
	M3/0.5		
	PA		
	V0		

型号 Type	Purchase Pkt.
MK35-PE	20
SH2	10
DEK 6	


	U [V]	I [A]	Wire size
	6/41/1.5		
	42.5/50/42.5		
	8/3		
	III/I		
	0.75-35/0.75-35		
	0.75-16/0.75-10		
	0.75-10		
	0.75-6		
	15		
	B9		
	M6/2.5		
	M4/1.2		
	PA		
	V0		

MK SERIES



DEGSON[®]

MK Double-level types



MK 4Q



MK 4QV

	UL [®] CE RoHS REACH		
	U [V]	I [A]	Wire size
IEC 60947-7-1	500	32	0.5-4mm ²
UL 1059	300	20	22-12AWG

	UL [®] CE RoHS REACH		
	U [V]	I [A]	Wire size
IEC 60947-7-1	500	32	0.5-4mm ²
UL 1059	300	20	22-12AWG

MK SERIES

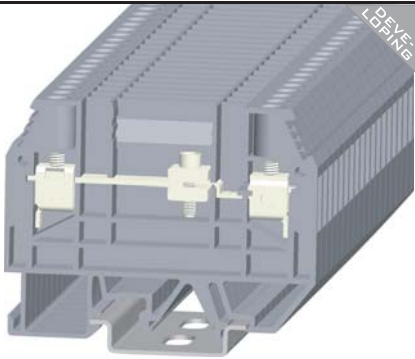
说明 Specification	型号 Type	I _{max}	Purchase Pkt.
端子, 带通用安装脚, 可安装在 \sim / \surd / \sqsubset 型导轨上 Terminal block, with universal foot for mounting on \sim / \surd / \sqsubset	MK 4Q		100
盖板 Cover	D-MK4Q		100
分组隔板 Partition plate	WTW-4Q		20
隔板 Separating plate	TSCH6		100
联络组件 Cross connection links	Q2-4Q Q3-4Q Q4-4Q Q10-4Q		50 50 50 20
闪电标志牌 Protective covers	AD3-4Q AD4-4Q		
测试插孔 Test plug			
护块 Lockout device			
测试插头 Test plug			
标记条 Zack strip	DEK 5		

说明 Specification	型号 Type	I _{max}	Purchase Pkt.
端子, 带通用安装脚, 可安装在 \sim / \surd / \sqsubset 型导轨上 Terminal block, with universal foot for mounting on \sim / \surd / \sqsubset	MK 4QV		100
盖板 Cover	D-MK4Q		100
分组隔板 Partition plate	WTW-4Q		20
隔板 Separating plate	TSCH6		100
联络组件 Cross connection links	Q2-4Q Q3-4Q Q4-4Q Q10-4Q		50 50 50 20
闪电标志牌 Protective covers	AD3-4Q AD4-4Q		
测试插孔 Test plug			
护块 Lockout device			
测试插头 Test plug			
标记条 Zack strip	DEK 5		

Technical data	
尺寸 Dimensions	
厚度/宽度/盖板厚度 T/W/Cover thickness	[mm] 6/54/1.5
高度 Height (NS35:7.5/NS35:15/NS32)	[mm] 60/67.5/60
技术参数符合IEC/DIN VDE 标准 Technical data in accordance with IEC/DIN VDE	
最大额定工作电流/截面积 Maximum load current/cross section	[A]/[mm ²] 32/4
使用边插式桥接件时可接导线最大截面积 (刚性/柔性) Max. Cross section with insertion bridge (solid/stranded)	4/4
额定冲击电压/污染等级 Rated surge voltage/Pollution degree	[KV/-] 8/3
过电压等级/绝缘材料组别 Overvoltage category/Insulating material group	III/I
接线容量 Connection capacity	
带管状裸端头/管状预绝缘端头的柔性导线 Stranded with ferrule without/with plastic sleeve	[mm ²] 0.2-4/0.2-4
多导线连接 (截面积相同的两导线) Multiple connection (2 conductors with same cross section)	
刚性导线/柔性导线 Solid/stranded	[mm ²] 0.2-1.5 / 0.2-1.5
带管状裸端头的柔性导线 Stranded with ferrules without plastic sleeve	[mm ²] 0.2-1.5
带TWIN管状预绝缘端头的柔性导线 Stranded with TWIN ferrule with plastic sleeve	[mm ²] 0.5-2.5
General data	
剥线长度 Stripping length	[mm] 8
塞规 Internal cylindrical gage (IEC 60947-1)	A4
螺钉类型 Screw thread	M3
扭矩 Tightening torque	[Nm] 0.5
绝缘材料 Insulating material	PA
根据UL94所确定的材料阻燃等级 Inflammability class acc. to UL94	V0

Technical data	
尺寸 Dimensions	
厚度/宽度/盖板厚度 T/W/Cover thickness	[mm] 6/54/1.5
高度 Height (NS35:7.5/NS35:15/NS32)	[mm] 60/67.5/60
技术参数符合IEC/DIN VDE 标准 Technical data in accordance with IEC/DIN VDE	
最大额定工作电流/截面积 Maximum load current/cross section	[A]/[mm ²] 32/4
使用边插式桥接件时可接导线最大截面积 (刚性/柔性) Max. Cross section with insertion bridge (solid/stranded)	4/4
额定冲击电压/污染等级 Rated surge voltage/Pollution degree	[KV/-] 8/3
过电压等级/绝缘材料组别 Overvoltage category/Insulating material group	III/I
接线容量 Connection capacity	
带管状裸端头/管状预绝缘端头的柔性导线 Stranded with ferrule without/with plastic sleeve	[mm ²] 0.2-4/0.2-4
多导线连接 (截面积相同的两导线) Multiple connection (2 conductors with same cross section)	
刚性导线/柔性导线 Solid/stranded	[mm ²] 0.2-1.5 / 0.2-1.5
带管状裸端头的柔性导线 Stranded with ferrules without plastic sleeve	[mm ²] 0.2-1.5
带TWIN管状预绝缘端头的柔性导线 Stranded with TWIN ferrule with plastic sleeve	[mm ²] 0.5-2.5
General data	
剥线长度 Stripping length	[mm] 8
塞规 Internal cylindrical gage (IEC 60947-1)	A4
螺钉类型 Screw thread	M3
扭矩 Tightening torque	[Nm] 0.5
绝缘材料 Insulating material	PA
根据UL94所确定的材料阻燃等级 Inflammability class acc. to UL94	V0

MK Disconnect types MK Fuse types



MKTQ 6



MKK 1



MKK 1/LD

	U [V]	I [A]	Wire size
IEC 60947-7-1	500	41	0.5-6mm ²
UL 1059	300	50	20-8AWG

CE CB RoHS REACH

	U [V]	I [A]	Wire size
IEC 60947-7-3	500	6.3	0.5-4mm ²
UL 1059	300	6.3	22-12AWG

CE CB RoHS REACH

	U [V]	I [A]	Wire size
IEC 60947-7-3	-	6.3	0.5-4mm ²
UL 1059	-	6.3	22-12AWG

型号 Type	I _{max}	Purchase Pkt.
MKTQ6		50
D-MKTQ6		100
WTW-MKTQ6		20
TSCH2		100
Q2-TQ6		20
Q3-TQ6		20
Q4-TQ6		20
PS4		20
DEK6		

型号 Type	I _{max}	Purchase Pkt.
MKK 1		100
D-MKK 1		100
TH		100
DEK6		

型号 Type	I _{max}	Purchase Pkt.
MKK 1/LD		100
D-MKK 1/LD		100
TH		100
DEK6		

8/65/1.5 48.5/56/50
41/6 6/6 6/3 III/I
0.2-6/0.2-6
0.2-2.5/0.2-2.5 0.2-1.5 0.5-4
10 A5 M3.5 0.8 PA V0


8/58/1.5 44/51.5/45.5
32/4 4/4 6/3 III/I
0.2-4/0.2-4
0.2-1.5/0.2-1.5 0.2-1.5 0.5-2.5
8 A4 M3 0.5 PA V0

8/58/1.5 44/51.5/45.5
32/4 4/4 6/3 III/I
0.2-4/0.2-4
0.2-1.5/0.2-1.5 0.2-1.5 0.5-2.5
8 A4 M3 0.5 PA V0

MK SERIES

WS series

WS笼式弹簧压线结构
WS cage clamp




WS笼式弹簧压线结构

适用于单股导线, 多股导线和细多股导线, 同时也适用于加有接线帽或接线针的细多股导线, 或经过束紧处理的细多股导线。其范围从 0.2mm^2 到 35mm^2 。

WS cage clamp

Is suitable for direct connection of solid, Stranded or fine stranded machine tool wire as well as with crimped ferrules, pin terminals or tip bonded wire from 0.2mm^2 to 35mm^2 . (It is used extensively in electrical and electrical application in a wide range of industries.)

特点:
Features:



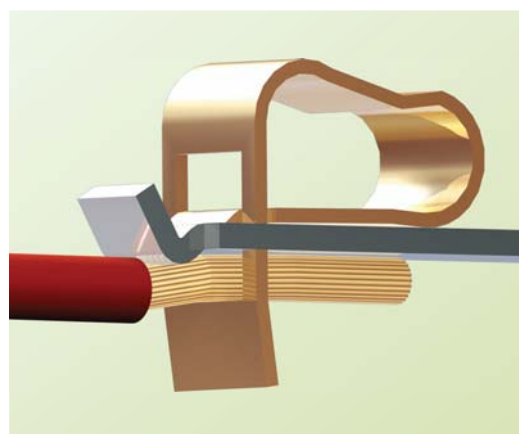
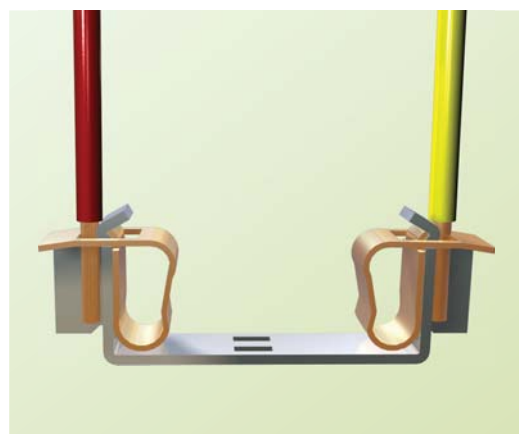
特点:


除剥线之外, 所需要的唯一工具是一把扁平螺丝刀。当导线插入后, 不锈钢制成的笼式弹簧压线结构将自动提供适当的夹持力使之百分之百可靠连接。笼式弹簧压线平面将导线与导流条夹紧, 还保障了导线不受损伤。高夹持力 (N) 作用在小的接触区 (mm^2) 从而产生特别大的接触压强 (N/mm^2)。

Features:

Apart from the wire stripper, the only tool required is a flat-bladed screwdriver. Once the conductor is inserted, the stainless steel CAGE CLAMP automatically provides the correct clamping force for a totally secure connection. The flat clamping face of the CAGE CLAMP presses the wire against the current bar, without risk of damage to the conductor.

Concentration of the high clamping force (N) over the small cross-sectional area (mm^2) results in a high specific contact pressure (N/mm^2).





通用型WS系列接线端子，采用正面接线方式，绝缘件采用尼龙66，具有良好的韧性和阻燃性，压线框材料采用进口高质量镍铬弹簧钢（CrNi），它有着高的抗拉强度和被多年实际经验所证明的高抗腐蚀能力，提供潮湿，盐雾等恶劣环境下的长期保护，产品设计符合IEC60947、IEC60079、UL1059、UL486E、CSA C22.2 No. 158等国际标准。

并且具有以下优点：

---- 端子具有通用安装脚，因而可以安装在U型NS 35标准的导轨上。

---- 端子载流体采用含铜量99%以上的紫铜，极低的接触电阻值，导电性能最好。

---- 接线更快速，更简单，仅需一把扁平的螺丝刀。

---- 接触压强大，接触可靠，抗振动，免维护。

---- 电位分配可通过使用中间桥接件实现。

---- 接线标识可采用统一的标识系统，使用方便，灵活。

Standard WS series terminal blocks, adopt front connection way, The insulator housings are made from PA66, with excellent pliability and fire resistance, the materials of clamp adopt high quality imported CrNi spring steel, with high tensile strength and corrosion resistance, provide long-term protection under bad circumstance such As high humidity, salt spray. The products design are approved by international standard IEC60947、IEC60079、UL1059、UL486E、CSAC22.2No.158, etc. And have the following advantages:

---- With standard mounting support, terminal blocks can be fixed on U type NS35 standard rails.

----The current carriers of terminal blocks are made from pure copper, copper volume is more than 99%, with excellent low contact resistance and well electrical conductivity.

----With much convenient and simple connection, the only tool required is a flat-bladed screwdriver.

----With strong pressure intensity on contact, more reliable and strong Vibration Resistance, with free maintenance.

----Power distribution alternatively via fixed bridges in the terminal center.

---- With uniform marking system of connection sign, very convenient and flexible.




WS 1.5

UL US CE RoHS REACH

	U [V]	I [A]	Wire size
IEC 60947-7-1	800	17.5	0.2-1.5mm ²
UL 1059	600	10	28-16AWG


说明 Specification

端子，可安装在 
Terminal block, for mounting on 

端板 Cover 

相邻跨接线 Adjacent jumper 

间隔跨接线 Alternate jumper 

交错跨接线 Staggered jumper 
1-2 1-5
1-3 1-6
1-4 1-8

绝缘止动件 Insulation stop 

警告板 Protective warning marker 

测试插头适配器 Test plug adapter 

测试插头 Test plug 

标记条 Zack strip 

Technical data

尺寸 Dimensions

厚度/宽度/端板厚度 T/W/Cover thickness [mm] 4/52/2.5

高度 Height (NS35:7.5/NS35:15) [mm] 34.5/42

技术参数符合 IEC/ DIN VDE 标准
Technical data in accordance with IEC/DIN VDE

最大额定工作电流/截面积
Maximum load current/cross section [A]/[mm²] 17.5/1.5

接线容量 Connection capacity

带管状裸端头/管状预绝缘端头的柔性导线
Stranded with ferrule without/with plastic sleeve [mm²] 0.2-1.5/0.2-1.5

带TWIN管状预绝缘端头的柔性导线
Stranded with TWIN ferrule with plastic sleeve [mm²] 0.5


General data

剥线长度 Stripping length [mm] 8-9

绝缘材料 Insulating material PA

根据UL 94所确定的材料等级 Inflammability class acc. to UL 94 V0


WS Series



WS 2.5

UL US CE RoHS REACH


	U [V]	I [A]	Wire size
IEC 60947-7-1	800	24	0.2-2.5mm ²
UL 1059	600	15	28-14AWG



WS 4

UL US CE RoHS REACH

	U [V]	I [A]	Wire size
IEC 60947-7-1	800	32	0.2-4mm ²
UL 1059	600	20	28-12AWG



WS 6

UL US CE RoHS REACH


	U [V]	I [A]	Wire size
IEC 60947-7-1	800	41	0.2-6mm ²
UL 1059	600	30	24-10AWG

型号 Type	I _{max}	Purchase Pkt.
WS2.5		100
D-WS2.5		100
WFA-2.5	24A	200
WFB-2.5	24A	100
1-2WFC-2.5/2		100 50
1-3WFC-2.5/3		100 50
1-4WFC-2.5/4		100 50
TTA-2.5		200
EEA-2.5		100
SSA		100
SSB		50
DEK5/ZB5		
	5/53/2.5	
	35.5/43	
	24/2.5	
	0.2-2.5/0.2-2.5	
	0.5	
	8-9	
	PA	
	V0	

型号 Type	I _{max}	Purchase Pkt.
WS4		50
D-WS4		100
WFA-4	32A	200
WFB-4	32A	100
TTA-4		200
EEA-4		100
SSA		100
SSB		50
DEK6/ZB6		
	6/59/2.5	
	36.5/44	
	32/4	
	0.2-4/0.2-4	
	0.5-1	
	8-9	
	PA	
	V0	

型号 Type	I _{max}	Purchase Pkt.
WS6		50
D-WS6		100
WFA-6	41A	100
WFB-6	41A	100
EEA-6		100
ZB8		
	8/74.5/2.5	
	40/47.5	
	41/6	
	0.2-6/0.2-6	
	0.5-1.5	
	12	
	PA	
	V0	

WS SERIES



WS 10

CE RoHS REACH

	U [V]	I [A]	Wire size
IEC 60947-7-1	800	57	0.2-10mm ²
UL 1059	600	50	24-8AWG

WS 16

UL US CE RoHS REACH



	U [V]	I [A]	Wire size
IEC 60947-7-1	800	76	0.2-16mm ²
UL 1059	600	65	24-6AWG

说明 Specification	型号 Type	I _{max}	Purchase Pkt.
端子, 可安装在 Terminal block, for mounting on	WS10		25
盖板 Cover	D-WS10		100
相邻跨接线 Adjacent jumper	WFA-10	57A	100
间隔跨接线 Alternate jumper	WFB-10	57A	50
交错跨接线 Staggered jumper			
1-2 1-5			
1-3 1-6			
1-4 1-8			
绝缘止动件 Insulation stop			
警告板 Protective warning marker	EEA-10		50
测试插头适配器 Test plug adapter			
测试插头 Test plug			
标记条 Zack strip	ZB10		
Technical data			
尺寸 Dimensions			
厚度/宽度/盖板厚度 T/W/Cover thickness	[mm]	10/78/2.5	
高度 Height(NS35:7.5/NS35:15)	[mm]	42.5/50	
技术参数符合IEC/DIN VDE 标准 Technical data in accordance with IEC/DIN VDE			
最大额定工作电流/截面积 Maximum load current/cross section	[A]/[mm ²]	57/10	
接线容量 Connection capacity			
带管状裸端头/管状预绝缘端头的柔性导线 Stranded with ferrule without/with plastic sleeve	[mm ²]	0.2-10/0.25-10	
带TWIN管状预绝缘端头的柔性导线 Stranded with TWIN ferrule with plastic sleeve	[mm ²]	1.5-2.5	
General data			
剥线长度 Stripping length	[mm]	12	
绝缘材料 Insulating material		PA	
根据UL 94所确定的材料等级 Inflammability class acc. to UL 94		V0	

型号 Type	I _{max}	Purchase Pkt.
WS16		20
D-WS16		50
WFA-16	76A	50
WFB-16	76A	50
EEA-16		50
ZB10		
Technical data		
尺寸 Dimensions		
厚度/宽度/盖板厚度 T/W/Cover thickness	[mm]	12/94.5/2.5
高度 Height(NS35:7.5/NS35:15)	[mm]	45/52.5
技术参数符合IEC/DIN VDE 标准 Technical data in accordance with IEC/DIN VDE		
最大额定工作电流/截面积 Maximum load current/cross section	[A]/[mm ²]	76/16
接线容量 Connection capacity		
带管状裸端头/管状预绝缘端头的柔性导线 Stranded with ferrule without/with plastic sleeve	[mm ²]	0.2-16/0.25-16
带TWIN管状预绝缘端头的柔性导线 Stranded with TWIN ferrule with plastic sleeve	[mm ²]	1.5-4
General data		
剥线长度 Stripping length	[mm]	16-17
绝缘材料 Insulating material		PA
根据UL 94所确定的材料等级 Inflammability class acc. to UL 94		V0

型号 Type	I _{max}	Purchase Pkt.
WS16		20
D-WS16		50
WFA-16	76A	50
WFB-16	76A	50
EEA-16		50
ZB10		
Technical data		
尺寸 Dimensions		
厚度/宽度/盖板厚度 T/W/Cover thickness	[mm]	12/94.5/2.5
高度 Height(NS35:7.5/NS35:15)	[mm]	45/52.5
技术参数符合IEC/DIN VDE 标准 Technical data in accordance with IEC/DIN VDE		
最大额定工作电流/截面积 Maximum load current/cross section	[A]/[mm ²]	76/16
接线容量 Connection capacity		
带管状裸端头/管状预绝缘端头的柔性导线 Stranded with ferrule without/with plastic sleeve	[mm ²]	0.2-16/0.25-16
带TWIN管状预绝缘端头的柔性导线 Stranded with TWIN ferrule with plastic sleeve	[mm ²]	1.5-4
General data		
剥线长度 Stripping length	[mm]	16-17
绝缘材料 Insulating material		PA
根据UL 94所确定的材料等级 Inflammability class acc. to UL 94		V0

WS 2-Conductor ground types



通用型WS-PE系列接地端子，端子的外形尺寸也已经进行了优化，此类端子有着和相对应的通用型WS系列端子相同的外形轮廓尺寸，绝缘件采用尼龙66，具有良好的韧性和阻燃性，绝缘件的颜色采用黄绿色相间，产品设计符合IEC60947、UL1059等国际标准。并且具有以下优点：

- 端子具有通用安装脚，因而可以安装在U型NS 35标准的导轨上。
- 端子载流体采用含铜量99%以上的紫铜，极低的接触电阻值，导电性能最好。
- 接线更快速，更简单，仅需一把扁平的螺丝刀。
- 接触压强大，接触可靠，抗振动，免维护。
- 电位分配可通过使用中间桥接件实现。
- 接线标识可采用统一的标识系统，使用方便，灵活

Standard WS-PE series terminal blocks, with optimized shape, have same shape sizes with the corresponding PCMB series terminal blocks, The insulator housings are made from PA66, with excellent pliability and fire resistance, the color of insulator housing is yellow-green. The design of the products are approved by international standard IEC60947、UL1059, etc. And have the following advantages:

- With standard mounting support, terminal blocks can be fixed on U type NS35 standard rails.
- The current carriers of terminal blocks are made from pure copper, copper volume is more than 99%, excellent low contact resistance and well electrical conductivity.
- With much convenient and simple connection, the only tool required is a flat-bladed screwdriver.
- With strong pressure intensity on contact, more reliable and strong Vibration Resistance, with free maintenance.
- Power distribution alternatively via fixed bridges in the terminal center.
- With uniform marking system of connection sign, very convenient and flexible.

WS 1.5-PE



CE RoHS REACH

	U [V]	I [A]	Wire size
IEC 60947-7-2	-	-	0.2-1.5mm ²
UL 1059	-	-	28-16AWG

说明 Specification	型号 Type	I _{max}	Purchase Pkt.
端子，可安装在 ~ Terminal block, for mounting on ~	WS1.5-PE		100
端板 Cover	D-WS1.5		100
相邻跨接线 Adjacent jumper	WFA-1.5		200
间隔跨接线 Alternate jumper			
交错跨接线 Staggered jumper		1-2 1-5 1-3 1-6 1-4 1-8	
绝缘止动件 Insulation stop	TTA-1.5		200
警告板 Protective warning marker	EEA-1.5		100
测试插头适配器 Test plug adapter			
测试插头 Test plug			
标记条 Zack strip	DEK4/ZB4		
Technical data			
尺寸 Dimensions			
厚度/宽度/端板厚度 T/W/Cover thickness	[mm]	4/52/2.5	
高度 Height(NS35:7.5/NS35:15)	[mm]	34.5/42	
技术参数符合IEC/DIN VDE 标准 Technical data in accordance with IEC/DIN VDE			
最大额定工作电流/截面积 Maximum load current/cross section	[A]/[mm ²]	-/1.5	
接线容量 Connection capacity			
带管状裸端头/管状预绝缘端头的柔性导线 Stranded with ferrule without/with plastic sleeve	[mm ²]	0.2-1.5/0.2-1.5	
带TWIN管状预绝缘端头的柔性导线 Stranded with TWIN ferrule with plastic sleeve	[mm ²]	0.5	
General data			
剥线长度 Stripping length	[mm]	8-9	
绝缘材料 Insulating material		PA	
根据UL 94所确定的材料等级 Inflammability class acc. to UL 94		V0	

WS SERIES

WS 2-Conductor ground types



WS 2.5-PE

UL[®] CE RoHS REACH

	U [V]	I [A]	Wire size
IEC 60947-7-2	-	-	0.2-2.5mm ²
UL 1059	-	-	28-12AWG

WS 4-PE

CE RoHS REACH


	U [V]	I [A]	Wire size
IEC 60947-7-2	-	-	0.2-4mm ²
UL 1059	-	-	28-12AWG

说明 Specification	型号 Type	I _{max}	Purchase Pkt.
端子, 可安装在 Terminal block, for mounting on	WS2.5-PE		100
端板 Cover	D-WS2.5		100
相邻跨接线 Adjacent jumper	WFA-2.5		200
间隔跨接线 Alternate jumper			
交错跨接线 Staggered jumper			
绝缘止动件 Insulation stop	TTA-2.5		200
警告板 Protective warning marker	EEA-2.5		100
测试插头适配器 Test plug adapter	SSA		100
测试插头 Test plug	SSB		50
标记条 Zack strip	DEK5/ZB5		
Technical data			
尺寸 Dimensions			
厚度/宽度/端板厚度 T/W/Cover thickness	[mm]	5/53/2.5	
高度 Height(NS35:7.5/NS35:15)	[mm]	35.5/43	
技术参数符合IEC/ DIN VDE 标准 Technical data in accordance with IEC/DIN VDE			
最大额定工作电流/截面积 Maximum load current/cross section	[A]/[mm ²]	-/2.5	
接线容量 Connection capacity			
带管状裸端头/管状预绝缘端头的柔性导线 Stranded with ferrule without/with plastic sleeve	[mm ²]	0.2-2.5/0.2-2.5	
带TWIN管状预绝缘端头的柔性导线 Stranded with TWIN ferrule with plastic sleeve	[mm ²]	0.5	
General data			
剥线长度 Stripping length	[mm]	8-9	
绝缘材料 Insulating material		PA	
根据UL 94所确定的材料等级 Inflammability class acc. to UL 94		V0	


型号 Type	I _{max}	Purchase Pkt.
WS4-PE		50
D-WS4		100
WFA-4		200
TTA-4		200
EEA-4		100
SSA		100
SSB		50
DEK6/ZB6		
Technical data		
尺寸 Dimensions		
厚度/宽度/端板厚度 T/W/Cover thickness	[mm]	6/59/2.5
高度 Height(NS35:7.5/NS35:15)	[mm]	36.5/44
技术参数符合IEC/ DIN VDE 标准 Technical data in accordance with IEC/DIN VDE		
最大额定工作电流/截面积 Maximum load current/cross section	[A]/[mm ²]	-/4
接线容量 Connection capacity		
带管状裸端头/管状预绝缘端头的柔性导线 Stranded with ferrule without/with plastic sleeve	[mm ²]	0.2-4/0.2-4
带TWIN管状预绝缘端头的柔性导线 Stranded with TWIN ferrule with plastic sleeve	[mm ²]	0.5-1
General data		
剥线长度 Stripping length	[mm]	8-9
绝缘材料 Insulating material		PA
根据UL 94所确定的材料等级 Inflammability class acc. to UL 94		V0

型号 Type	I _{max}	Purchase Pkt.
WS2.5-PE		100
D-WS2.5		100
WFA-2.5		200
TTA-2.5		200
EEA-2.5		100
SSA		100
SSB		50
DEK5/ZB5		
Technical data		
尺寸 Dimensions		
厚度/宽度/端板厚度 T/W/Cover thickness	[mm]	5/53/2.5
高度 Height(NS35:7.5/NS35:15)	[mm]	35.5/43
技术参数符合IEC/ DIN VDE 标准 Technical data in accordance with IEC/DIN VDE		
最大额定工作电流/截面积 Maximum load current/cross section	[A]/[mm ²]	-/2.5
接线容量 Connection capacity		
带管状裸端头/管状预绝缘端头的柔性导线 Stranded with ferrule without/with plastic sleeve	[mm ²]	0.2-2.5/0.2-2.5
带TWIN管状预绝缘端头的柔性导线 Stranded with TWIN ferrule with plastic sleeve	[mm ²]	0.5
General data		
剥线长度 Stripping length	[mm]	8-9
绝缘材料 Insulating material		PA
根据UL 94所确定的材料等级 Inflammability class acc. to UL 94		V0


WS Series



WS 6-PE



WS 10-PE



WS 16-PE

CE RoHS REACH

	U [V]	I [A]	Wire size
IEC 60947-7-2	-	-	0.2-6mm ²
UL 1059	-	-	24-10AWG

CE RoHS REACH

	U [V]	I [A]	Wire size
IEC 60947-7-2	-	-	0.2-10mm ²
UL 1059	-	-	24-8AWG

CE RoHS REACH

	U [V]	I [A]	Wire size
IEC 60947-7-2	-	-	0.2-16mm ²
UL 1059	-	-	24-6AWG

型号 Type	I _{max}	Purchase Pkt.
WS6-PE		50
D-WS6		100
WFA-6		100

型号 Type	I _{max}	Purchase Pkt.
WS10-PE		25
D-WS10		100
WFA-10		100

型号 Type	I _{max}	Purchase Pkt.
WS16-PE		20
D-WS16		50
WFA-16		50

EEA-6		100
-------	--	-----

EEA-10		50
--------	--	----

EEA-16		50
--------	--	----

ZB8		
-----	--	--

ZB10		
------	--	--

ZB10		
------	--	--

8/74.5/2.5		
40/47.5		

10/78/2.5		
42.5/50		

12/94.5/2.5		
45/52.5		

-/6		
-----	--	--

-/10		
------	--	--

-/16		
------	--	--

0.2-6/0.2-6		
-------------	--	--

0.2-10/0.2-10		
---------------	--	--

0.2-16/0.2-16		
---------------	--	--

0.5-1.5		
---------	--	--

1.5-2.5		
---------	--	--

1.5-4		
-------	--	--

12		
PA		
V0		

12		
PA		
V0		

16-17		
PA		
V0		

WS SERIES



通用型WS-TW系列3导体接线端子，此类端子主要用于解决：电气连接过程中的“电位分配”问题。例如：将两根或更多根数的导线接到同一个端子上。通用型WS-TW系列接线端子，采用正面接线方式，绝缘件采用尼龙66，具有良好的韧性和阻燃性，压线框材料采用进口高质量镍铬弹簧钢（CrNi），它有着高的抗拉强度和被多年实际经验所证明的高抗腐蚀能力，提供潮湿，盐雾等恶劣环境下的长期保护，产品设计符合IEC60947、IEC60079、UL1059、UL486E、CSA C22.2 No. 158等国际标准。并且具有以下优点：

- 端子具有通用安装脚，因而可以安装在U型NS 35标准的导轨上。
- 端子载流体采用含铜量99%以上的紫铜，极低的接触电阻值，导电性能最好。
- 接线更快速，更简单，仅需一把扁平的螺丝刀。
- 接触压强大，接触可靠，抗振动，免维护。
- 电位分配可通过使用中间桥接件实现。
- 接线标识可采用统一的标识系统，使用方便，灵活。

Standard WS-TW 3-conductor series terminal blocks, these types are used to solution following: The solution of power distribution , for example: we connect two or several ropes to one terminal when there are many differences of types and cross section size between two conducting wires.

WS-TW 3-conductor series terminal blocks, adopt front connect way. The insulator housings are made from PA66, with excellent pliability and fire resistance, the materials of clamp adopt high quality imported CrNi spring steel, with high tensile strength and corrosion resistance, provide long-term protection under bad circumstance such as humidity, salt spray. The products design are approved by international standard IEC60947、IEC60079、UL1059、UL486E、CSA C22.2 No.158.

And have following advantages:

- With standard mounting support, terminal blocks can be fixed on U type NS35 standard rails.
- The current of terminal blocks are made from pure copper, copper volume is more than 99%, with excellent low contact resistance and well electrical conductivity.
- With much convenient and simple connection, the only tool required is a flat-bladed screwdriver.
- With strong pressure intensity on contact, more reliable and strong Vibration Resistance, with free maintenance.
- Power distribution alternatively via fixed bridges in the terminal center.
- With uniform marking system of connection sign, very convenient and flexible.



WS 1.5-TW


UL US CE RoHS REACH

	U [V]	I [A]	Wire size
IEC 60947-7-1	800	17.5	0.2-1.5mm ²
UL 1059	600	10	28-16AWG


说明 Specification

端子，可安装在  Terminal block, for mounting on 

端板 Cover 

相邻跨接线 Adjacent jumper 

间隔跨接线 Alternate jumper 

交错跨接线 Staggered jumper 


1-2	1-5
1-3	1-6
1-4	1-8

绝缘止动件 Insulation stop 

警告板 Protective warning marker 

测试插头适配器 Test plug adapter 

测试插头 Test plug 

标记条 Zack strip 

Technical data

尺寸 Dimensions

厚度/宽度/端板厚度 T/W/Cover thickness [mm] 4/62.5/2.5

高度 Height (NS35:7.5/NS35:15) [mm] 34.5/42

技术参数符合IEC/DIN VDE 标准

Technical data in accordance with IEC/DIN VDE

最大额定工作电流/截面积 Maximum load current/cross section [A]/[mm²] 17.5/1.5

接线容量 Connection capacity

带管状裸端头/管状预绝缘端头的柔性导线 Stranded with ferrule without/with plastic sleeve [mm²] 0.2-1.5/0.2-1.5

带TWIN管状预绝缘端头的柔性导线 Stranded with TWIN ferrule with plastic sleeve [mm²] 0.5

General data


剥线长度 Stripping length [mm] 8-9

绝缘材料 Insulating material PA

根据UL 94所确定的材料等级 Inflammability class acc. to UL 94 V0

型号 Type	I _{max}	Purchase Pkt.
WS1.5-TW		100
D-WS1.5-TW		100
WFA-1.5	17.5A	200
WFB-1.5	17.5A	100
TTA-1.5		200
EEA-1.5		100
DEK4/ZB4		

WS Series



WS 2.5-TW

UL[®] CE RoHS REACH

	U [V]	I [A]	Wire size
IEC 60947-7-1	800	24	0.2-2.5mm ²
UL 1059	600	15	28-14AWG

WS 4-TW

UL[®] CE RoHS REACH

	U [V]	I [A]	Wire size
IEC 60947-7-1	800	32	0.2-4mm ²
UL 1059	600	20	28-12AWG

WS 6-TW

CE RoHS REACH


	U [V]	I [A]	Wire size
IEC 60947-7-1	800	41	0.2-6mm ²
UL 1059	600	30	24-10AWG

型号 Type	I _{max}	Purchase Pkt.
WS2.5-TW		100
D-WS2.5-TW		100
WFA-2.5	24A	200
WFB-2.5	24A	100
1-2WFC-2.5/2 1-5WFC-2.5/5		100 50
1-3WFC-2.5/3 1-6WFC-2.5/6		100 50
1-4WFC-2.5/4 1-8WFC-2.5/8		100 50
TTA-2.5		200
EEA-2.5		100
SSA		100
SSB		50
DEK5/ZB5		
	5/64/2.5	
	35.5/43	
	24/2.5	
	0.2-2.5/0.2-2.5	
	0.5	
	8-9	
	PA	
	V0	

型号 Type	I _{max}	Purchase Pkt.
WS4-TW		50
D-WS4-TW		100
WFA-4	32A	200
WFB-4	32A	100
TTA-4		200
EEA-4		100
SSA		100
SSB		50
DEK6/ZB6		
	6/73.5/2.5	
	36.5/44	
	32/4	
	0.2-4/0.2-4	
	0.5-1	
	8-9	
	PA	
	V0	

型号 Type	I _{max}	Purchase Pkt.
WS6-TW		50
D-WS6-TW		100
WFA-6	41A	100
WFB-6	41A	100
EEA-6		100
ZB8		
	8/93/2.5	
	40/47.5	
	41/6	
	0.2-6/0.2-6	
	0.5-1.5	
	12	
	PA	
	V0	

WS SERIES



WS 10-TW

WS 16-TW

CE RoHS REACH

CE RoHS REACH

	U [V]	I [A]	Wire size
IEC 60947-7-1	800	57	0.2-10mm ²
UL 1059	600	50	24-8AWG



	U [V]	I [A]	Wire size
IEC 60947-7-1	800	76	0.2-16mm ²
UL 1059	600	65	24-6AWG

说明	Specification
端子, 可安装在	Terminal block, for mounting on
盖板	Cover
相邻跨接线	Adjacent jumper
间隔跨接线	Alternate jumper
交错跨接线	Staggered jumper
绝缘止动件	Insulation stop
警告板	Protective warning marker
测试插头适配器	Test plug adapter
测试插头	Test plug
标记条	Zack strip
Technical data	
尺寸 Dimensions	
厚度/宽度/盖板厚度	T/W/Cover thickness [mm]
高度	Height (NS35:7.5/NS35:15) [mm]
技术参数符合IEC/DIN VDE 标准 Technical data in accordance with IEC/DIN VDE	
最大额定工作电流/截面积	Maximum load current/cross section [A]/[mm ²]
接线容量 Connection capacity	
带管状裸端头/管状预绝缘端头的柔性导线	Stranded with ferrule without/with plastic sleeve [mm ²]
带TWIN管状预绝缘端头的柔性导线	Stranded with TWIN ferrule with plastic sleeve [mm ²]
General data	
剥线长度	Stripping length [mm]
绝缘材料	Insulating material
根据UL 94所确定的材料等级	Inflammability class acc. to UL 94

型号	I _{max}	Purchase Pkt.
WS10-TW		25
D-WS10-TW		100
WFA-10	57A	100
WFB-10	57A	50
EEA-10		50
ZB10		
Technical data		
尺寸 Dimensions		
厚度/宽度/盖板厚度	T/W/Cover thickness [mm]	10/97.5/2.5
高度	Height (NS35:7.5/NS35:15) [mm]	42.5/50
技术参数符合IEC/DIN VDE 标准 Technical data in accordance with IEC/DIN VDE		
最大额定工作电流/截面积	Maximum load current/cross section [A]/[mm ²]	57/10
接线容量 Connection capacity		
带管状裸端头/管状预绝缘端头的柔性导线	Stranded with ferrule without/with plastic sleeve [mm ²]	0.2-10/0.2-10
带TWIN管状预绝缘端头的柔性导线	Stranded with TWIN ferrule with plastic sleeve [mm ²]	1.5-2.5
General data		
剥线长度	Stripping length [mm]	12
绝缘材料	Insulating material	PA
根据UL 94所确定的材料等级	Inflammability class acc. to UL 94	V0

型号	I _{max}	Purchase Pkt.
WS16-TW		20
D-WS16-TW		50
WFA-16	76A	50
WFB-16	76A	50
EEA-16		50
ZB10		
Technical data		
尺寸 Dimensions		
厚度/宽度/盖板厚度	T/W/Cover thickness [mm]	12/104.5/2.5
高度	Height (NS35:7.5/NS35:15) [mm]	45/52.5
技术参数符合IEC/DIN VDE 标准 Technical data in accordance with IEC/DIN VDE		
最大额定工作电流/截面积	Maximum load current/cross section [A]/[mm ²]	76/16
接线容量 Connection capacity		
带管状裸端头/管状预绝缘端头的柔性导线	Stranded with ferrule without/with plastic sleeve [mm ²]	0.2-16/0.2-16
带TWIN管状预绝缘端头的柔性导线	Stranded with TWIN ferrule with plastic sleeve [mm ²]	1.5-4
General data		
剥线长度	Stripping length [mm]	16-17
绝缘材料	Insulating material	PA
根据UL 94所确定的材料等级	Inflammability class acc. to UL 94	V0

WS 3-Conductor ground types



WS 1.5-TW-PE

通用型WS-TW-PE系列3导体接地端子，端子的外形尺寸也已经进行了优化，此类端子有着和相对应的通用型WS-TW系列端子相同的外形轮廓尺寸，采用正面接线方式，绝缘件采用尼龙66，具有良好的韧性和阻燃性，绝缘件的颜色采用黄绿色相间，产品设计符合IEC60947、UL1059等国际标准。并且具有以下优点：

- 端子具有通用安装脚，因而可以安装在U型NS 35标准的导轨上。
- 端子载流体采用含铜量99%以上的紫铜，极低的接触电阻值，导电性能最好。
- 接线更快速，更简单，仅需一把扁平的螺丝刀。
- 接触压强大，接触可靠，抗振动，免维护。
- 电位分配可通过使用中间桥接件实现。
- 接线标识可采用统一的标识系统，使用方便，灵活。

Standard WS-TW-PE 3 conductor series terminal blocks, with optimized shape, have the same shape sizes with corresponding WS-TW 3 conductor series terminal blocks, the insulator housings are made from PA66, with excellent pliability and fire resistance, the color of insulator housing is yellow-green. The products design are approved by international standard IEC60947、UL1059. And have following advantages:

- With standard mounting support, terminal blocks can be fixed on U type NS35 standard rails.
- The current carriers of terminal blocks are made from pure copper, copper volume is more than 99%, with excellent low contact resistance and well electrical conductivity.
- With much convenient and simple connection, the only tool required is a flat-bladed screwdriver.
- With strong pressure intensity on contact, more reliable and strong Vibration Resistance, with free maintenance.
- Power distribution alternatively via fixed bridges in the terminal center.
- With uniform marking system of connection sign, very convenient and flexible.

说明 Specification

端子，可安装在  Terminal block, for mounting on 

端板 Cover



相邻跨接线 Adjacent jumper



间隔跨接线 Alternate jumper



交错跨接线 Staggered jumper



绝缘止动件 Insulation stop



警告板 Protective warning marker



测试插头适配器 Test plug adapter



测试插头 Test plug



标记条 Zack strip



Technical data

尺寸 Dimensions

厚度/宽度/端板厚度 T/W/Cover thickness [mm]

4/62.5/2.5

高度 Height(NS35:7.5/NS35:15) [mm]

34.5/42

技术参数符合IEC/DIN VDE 标准

Technical data in accordance with IEC/DIN VDE

最大额定工作电流/截面积

[A]/[mm²]

-/1.5

接线容量 Connection capacity

带管状裸端头/管状预绝缘端头的柔性导线

[mm²]

0.2-1.5/0.2-1.5

带TWIN管状预绝缘端头的柔性导线

[mm²]

0.5

General data

剥线长度 Stripping length [mm]

8-9

绝缘材料 Insulating material

PA

根据UL 94所确定的材料等级 Inflammability class acc. to UL 94

V0

CE RoHS REACH

	U [V]	I [A]	Wire size
IEC 60947-7-2	-	-	0.2-1.5mm ²
UL 1059	-	-	28-16AWG

型号 Type	I _{max}	Purchase Pkt.
---------	------------------	---------------

WS1.5-TW-PE 100

D-WS1.5-TW 100

WFA-1.5 200

WFB-1.5 100



TTA-1.5 200

EEA-1.5 100

DEK4/ZB4

WS SERIES

WS 3-Conductor ground types



WS 2.5-TW-PE

UL US CE RoHS REACH

	U [V]	I [A]	Wire size
IEC 60947-7-2	-	-	0.2-2.5mm ²
UL 1059	-	-	28-14AWG

WS 4-TW-PE

UL US CE RoHS REACH


	U [V]	I [A]	Wire size
IEC 60947-7-2	-	-	0.2-4mm ²
UL 1059	-	-	28-12AWG

说明 Specification	型号 Type	I _{max}	Purchase Pkt.
端子, 可安装在 Terminal block, for mounting on	WS2.5-TW-PE		100
端板 Cover	D-WS2.5-TW		100
相邻跨接线 Adjacent jumper	WFA-2.5		200
间隔跨接线 Alternate jumper	WFB-2.5		100
交错跨接线 Staggered jumper	1-2WFC-2.5/2 1-5WFC-2.5/5 1-3WFC-2.5/3 1-6WFC-2.5/6 1-4WFC-2.5/4 1-8WFC-2.5/8		100 50 100 50 100 50
绝缘止动件 Insulation stop	TTA-2.5		200
警告板 Protective warning marker	EEA-2.5		100
测试插头适配器 Test plug adapter	SSA		100
测试插头 Test plug	SSB		50
标记条 Zack strip	DEK5/ZB5		
Technical data			
尺寸 Dimensions			
厚度/宽度/端板厚度 T/W/Cover thickness [mm]		5/64/2.5	
高度 Height (NS35:7.5/NS35:15) [mm]		35.5/43	
技术参数符合IEC/ DIN VDE 标准 Technical data in accordance with IEC/DIN VDE			
最大额定工作电流/截面积 Maximum load current/cross section [A]/[mm ²]		-/2.5	
接线容量 Connection capacity			
带管状裸端头/管状预绝缘端头的柔性导线 Stranded with ferrule without/with plastic sleeve [mm ²]		0.2-2.5/0.2-2.5	
带TWIN管状预绝缘端头的柔性导线 Stranded with TWIN ferrule with plastic sleeve [mm ²]		0.5	
General data			
剥线长度 Stripping length [mm]		8-9	
绝缘材料 Insulating material		PA	
根据UL 94所确定的材料等级 Inflammability class acc. to UL 94		V0	


型号 Type	I _{max}	Purchase Pkt.
WS2.5-TW-PE		100
D-WS2.5-TW		100
WFA-2.5		200
WFB-2.5		100
1-2WFC-2.5/2 1-5WFC-2.5/5 1-3WFC-2.5/3 1-6WFC-2.5/6 1-4WFC-2.5/4 1-8WFC-2.5/8		100 50 100 50 100 50
TTA-2.5		200
EEA-2.5		100
SSA		100
SSB		50
DEK5/ZB5		

型号 Type	I _{max}	Purchase Pkt.
WS4-TW-PE		50
D-WS4-TW		100
WFA-4		200
WFB-4		100
TTA-4		200
EEA-4		100
SSA		100
SSB		50
DEK6/ZB6		


WS Series



WS 6-TW-PE



WS 10-TW-PE



WS 16-TW-PE

CE RoHS REACH

	U [V]	I [A]	Wire size
IEC 60947-7-2	-	-	0.2-6mm ²
UL 1059	-	-	24-10AWG

CE RoHS REACH

	U [V]	I [A]	Wire size
IEC 60947-7-2	-	-	0.2-10mm ²
UL 1059	-	-	24-8AWG

	U [V]	I [A]	Wire size
IEC 60947-7-2	-	-	0.2-16mm ²
UL 1059	-	-	24-6AWG

型号 Type	I _{max}	Purchase Pkt.
WS6-TW-PE		25
D-WS6-TW		100
WFA-6		100
WFB-6		100

型号 Type	I _{max}	Purchase Pkt.
WS10-TW-PE		25
D-WS10-TW		100
WFA-10		100
WFB-10		50

型号 Type	I _{max}	Purchase Pkt.
WS16-TW-PE		20
D-WS16-TW		50
WFA-16		50
WFB-16		50

EEA-6	100
-------	-----

EEA-10	50
--------	----

EEA-16	50
--------	----

ZB8

ZB10

ZB10

8/93/2.5
40/47.5

10/97.5/2.5
42.5/50

12/104.5/2.5
45/52.5

-/6

-/10

-/16

0.2-6/0.2-6

0.2-10/0.2-10

0.2-16/0.2-16

0.5-1.5

1.5-2.5

1.5-4

12
PA
V0

12
PA
V0

16-17
PA
V0

WS SERIES



通用型WS-QU系列4导体接线端子，主要用于解决：电气连接过程中的“电位分配”或者“环路分出支路”问题，此类端子可以将多根导线接到同一个端子上，节省了布线空间和费用。（如果在这种场合使用通用型2导体接线端子就需要将多个端子相邻排列，并利用桥接件来实现电气连接）。通用型WS-QU系列接线端子，采用正面接线方式，绝缘件采用尼龙66，具有良好的韧性和阻燃性，压线框材料采用进口高质量镍铬弹簧钢（CrNi），它有着高的抗拉强度和被多年实际经验所证明的高抗腐蚀能力，提供潮湿，盐雾等恶劣环境下的长期保护，产品设计符合IEC60947、IEC60079、UL1059、UL486E、CSA C22.2 No. 158等国际标准和具有以下优点：

- 端子具有通用安装脚，因而可以安装在U型NS 35标准的导轨上。
- 端子载流导体采用含铜量99%以上的紫铜，极低的接触电阻值，导电性能最好。
- 接线更快速，更简单，仅需一把扁平的螺丝刀。
- 接触压强大，接触可靠，抗振动，免维护。
- 电位分配可通过使用中间桥接件实现。
- 接线标识可采用统一的标识系统，使用方便，灵活。

Standard WS-QU 4-conductor series terminal blocks, mainly used to solution following: the solution of power distribution when connecting electricity or ring circuit dispatch to circuit branch, these series terminal blocks can connect several conductor wires to one terminal, thus save the cost and connection space (Here if using WS 2-conductor series terminal blocks, need to arrange many terminal blocks together and connecting them with each other by fixed bridges). Standard WS-QU series terminal blocks, adopt front connect way, The insulator housings are made from PA66, with excellent pliability and fire resistance, the materials of clamp adopt high quality imported CrNi spring steel, with high tensile strength and corrosion resistance, provide long-term protection under bad circumstance such as high humidity, salt spray. The products design are approved by international standard IEC60947、IEC60079、UL1059、UL486E、CSA C22.2 No.158. And have following advantages:

- With standard mounting support, terminal blocks can be fixed on U type NS35 standard rails.
- The current carriers of terminal blocks are made from pure copper, copper volume is more than 99%, with excellent low contact resistance and well electrical conductivity.
- With much convenient and simple connection, the only tool required is a flat-bladed screwdriver.
- With strong pressure intensity on contact, more reliable and strong Vibration Resistance, with free maintenance.
- Power distribution alternatively via fixed bridges in the terminal center.
- With uniform marking system of connection sign, very convenient and flexible.



WS 1.5-QU

CE RoHS REACH

	U [V]	I [A]	Wire size
IEC 60947-7-1	800	17.5	0.2-1.5mm ²
UL 1059	600	10	28-16AWG

说明 Specification	型号 Type	I _{max}	Purchase Pkt.
端子，可安装在 U 型 Terminal block, for mounting on U 型	WS1.5-QU		100
端板 Cover	D-WS1.5-QU		100
相邻跨接线 Adjacent jumper	WFA-1.5	17.5A	200
间隔跨接线 Alternate jumper	WFB-1.5	17.5A	100
交错跨接线 Staggered jumper			
绝缘止动件 Insulation stop	TTA-1.5		200
警告板 Protective warning marker	EEA-1.5		100
测试插头适配器 Test plug adapter			
测试插头 Test plug			
标记条 Zack strip	DEK4/ZB4		
Technical data			
尺寸 Dimensions			
厚度/宽度/端板厚度 T/W/Cover thickness	[mm]	4/73/2.5	
高度 Height(NS35:7.5/NS35:15)	[mm]	34.5/42	
技术参数符合 IEC/DIN VDE 标准 Technical data in accordance with IEC/DIN VDE			
最大额定工作电流/截面积 Maximum load current/cross section	[A]/[mm ²]	17.5/1.5	
接线容量 Connection capacity			
带管状裸端头/管状预绝缘端头的柔性导线 Stranded with ferrule without/with plastic sleeve	[mm ²]	0.2-1.5/0.2-1.5	
带TWIN管状预绝缘端头的柔性导线 Stranded with TWIN ferrule with plastic sleeve	[mm ²]	0.5	
General data			
剥线长度 Stripping length	[mm]	8-9	
绝缘材料 Insulating material		PA	
根据UL 94所确定的材料等级 Inflammability class acc. to UL 94		V0	

WS Series



WS 2.5-QU

UL[®] CE RoHS REACH

	U [V]	I [A]	Wire size
IEC 60947-7-1	800	24	0.2-2.5mm ²
UL 1059	600	15	28-14AWG

WS 4-QU


UL[®] CE RoHS REACH

	U [V]	I [A]	Wire size
IEC 60947-7-1	800	26	0.2-4mm ²
UL 1059	600	20	28-12AWG

型号 Type	I _{max}	Purchase Pkt.
WS2.5-QU		100
D-WS2.5-QU		100
WFA-2.5	20A	200
WFB-2.5	20A	100
1-2WFC-2.5/2 1-5WFC-2.5/5		100 50
1-3WFC-2.5/3 1-6WFC-2.5/6		100 50
1-4WFC-2.5/4 1-8WFC-2.5/8		100 50
TTA-2.5		200
EEA-2.5		100
SSA		100
SSB		50
DEK5/ZB5		
	5/75/2.5 35.5/43	
	24/2.5	
	0.2-2.5/0.2-2.5	
	0.5	
	8-9 PA V0	

型号 Type	I _{max}	Purchase Pkt.
WS4-QU		50
D-WS4-QU		100
WFA-4	26A	200
WFB-4	26A	100
TTA-4		200
EEA-4		100
SSA		100
SSB		50
DEK6/ZB6		
	6/86/2.5 36.5/44	
	26/4	
	0.2-4/0.2-4	
	0.5-1	
	8-9 PA V0	

WS SERIES




通用型WS-QU-PE系列4导体接地端子，端子的外形尺寸也已经进行了优化，此类端子有着和相对应的通用型WS-QU系列端子相同的外形轮廓尺寸，采用正面接线方式，绝缘件采用尼龙66，具有良好的韧性和阻燃性，绝缘件的颜色采用黄绿色相间，产品设计符合IEC60947、UL1059等国际标准。并且具有以下优点：

- 端子具有通用安装脚，因而可以安装在U型NS 35标准的导轨上。
- 端子载流体采用含铜量99%以上的紫铜，极低的接触电阻值，导电性能最好。
- 接线更快速，更简单，仅需一把扁平的螺丝刀。
- 接触压强大，接触可靠，抗振动，免维护。
- 电位分配可通过使用中间桥接件实现。
- 接线标识可采用统一的标识系统，使用方便，灵活。

Standard WS-QU-PE 4 conductor series terminal blocks, with optimized shape, have the same shape sizes with corresponding WS-QU 4 conductor series terminal blocks, the insulator housings are made from PA66, with excellent pliability and fire resistance, the color of insulator housing is yellow-green. The design of the products are in accordance with international standard IEC60947、UL1059. And have following advantages:












- With standard mounting support, terminal blocks can be fixed on U type NS35 standard rails.
- The current carriers of terminal blocks are made from pure copper, copper volume is more than 99%, with excellent low contact resistance and well electrical conductivity.
- With much convenient and simple connection, the only tool required is a flat-bladed screwdriver.
- With strong pressure intensity on contact, more reliable and strong Vibration Resistance, with free maintenance.
- Power distribution alternatively via fixed bridges in the terminal center.
- With uniform marking system of connection sign, very convenient and flexible.





WS 1.5-QU-PE

CE RoHS REACH

	U [V]	I [A]	Wire size
IEC 60947-7-2	-	-	0.2-1.5mm ²
UL 1059	-	-	28-16AWG

说明 Specification	型号 Type	I _{max}	Purchase Pkt.
端子，可安装在  Terminal block, for mounting on 	WS1.5-QU-PE		100
端板 Cover 	D-WS1.5-QU		100
相邻跨接线 Adjacent jumper 	WFA-1.5		200
间隔跨接线 Alternate jumper 			
交错跨接线 Staggered jumper 		1-2 1-5 1-3 1-6 1-4 1-8	
绝缘止动件 Insulation stop 	TTA-1.5		200
警告板 Protective warning marker 	EEA-1.5		100
测试插头适配器 Test plug adapter 			
测试插头 Test plug 			
标记条 Zack strip 	DEK4/ZB4		
Technical data			
尺寸 Dimensions			
厚度/宽度/端板厚度 T/W/Cover thickness [mm]		4/73/2.5	
高度 Height(NS35:7.5/NS35:15) [mm]		34.5/42	
技术参数符合IEC/DIN VDE 标准 Technical data in accordance with IEC/DIN VDE			
最大额定工作电流/截面积 Maximum load current/cross section [A]/[mm ²]		-/1.5	
接线容量 Connection capacity			
带管状裸端头/管状预绝缘端头的柔性导线 Stranded with ferrule without/with plastic sleeve [mm ²]		0.2-1.5/0.2-1.5	
带TWIN管状预绝缘端头的柔性导线 Stranded with TWIN ferrule with plastic sleeve [mm ²]		0.5	
General data			
剥线长度 Stripping length [mm]		8-9	
绝缘材料 Insulating material		PA	
根据UL 94所确定的材料等级 Inflammability class acc. to UL 94		V0	

WS Series



WS 2.5-QU-PE

CE RoHS REACH

	U [V]	I [A]	Wire size
IEC 60947-7-2	-	-	0.2-2.5mm ²
UL 1059	-	-	28-14AWG

型号 Type	I _{max}	Purchase Pkt.
WS2.5-QU-PE		100
D-WS2.5-QU		100
WFA-2.5		200
1-2WFC-2.5/2 1-5WFC-2.5/5		100 50
1-3WFC-2.5/3 1-6WFC-2.5/6		100 50
1-4WFC-2.5/4 1-8WFC-2.5/8		100 50
TTA-2.5		200
EEA-2.5		100
SSA		100
SSB		50
DEK5/ZB5		
	5/75/2.5	
	35.5/43	
	-/2.5	
	0.2-2.5/0.2-2.5	
	0.5	
	8-9	
	PA	
	V0	

WS 4-QU-PE


CE RoHS REACH


	U [V]	I [A]	Wire size
IEC 60947-7-2	-	-	0.2-4mm ²
UL 1059	-	-	28-12AWG

型号 Type	I _{max}	Purchase Pkt.
WS4-QU-PE		50
D-WS4-QU		100
WFA-4		200
TTA-4		200
EEA-4		100
SSA		100
SSB		50
DEK6/ZB6		
	6/86/2.5	
	36.5/44	
	-/4	
	0.2-4/0.2-4	
	0.5-1	
	8-9	
	PA	
	V0	

WS SERIES









WS 4-Conductor ground types



The items marked " () " are the parts under developing.

WS1.5-LD

WS2.5-LD

说明 Specification	
二级管:	
最高反向电压:	
最高正向平均整流电流电压:	
端子, 可安装在 	Terminal block, for mounting on 
端板 Cover	
绝缘止动件 Insulation stop	
警告板 Protective warning marker	
测试插头适配器 Test plug adapter	
测试插头 Test plug	
标记条 Zack strip	
Technical data	
尺寸 Dimensions	
厚度/宽度/端板厚度 T/W/Cover thickness	[mm]
高度 Height(NS35:7.5/NS35:15)	[mm]
技术参数符合IEC/ DIN VDE 标准 Technical data in accordance with IEC/DIN VDE	
最大额定工作电流/截面积 Maximum load current/cross section	[A]/[mm ²]
接线容量 Connection capacity	
带管状裸端头/管状预绝缘端头的柔性导线 Stranded with ferrule without/with plastic sleeve	[mm ²]
带TWIN管状预绝缘端头的柔性导线 Stranded with TWIN ferrule with plastic sleeve	[mm ²]
General data	
剥线长度 Stripping length	[mm]
绝缘材料 Insulating material	
根据UL 94所确定的材料等级 Inflammability class acc. to UL 94	

CE RoHS REACH

	U [V]	I [A]	Wire size
IEC 60947-7-1	250	0.5	0.2-1.5mm ²
UL 1059			28-16AWG
型号 Type	I _{max}	Purchase Pkt.	
IN4007			
1000V			
1.0A			
WS1.5-LD		100	
D-WS1.5		100	
TTA-1.5		200	
EEA-1.5		100	
ZB4			

CE RoHS REACH


	U [V]	I [A]	Wire size
IEC 60947-7-1	250	0.5	0.2-2.5mm ²
UL 1059			28-14AWG
型号 Type	I _{max}	Purchase Pkt.	
IN4007			
1000V			
1.0A			
WS2.5-LD		100	
D-WS2.5		100	
TTA-2.5		200	
EEA-2.5		100	
SSA		100	
SSB		50	
ZB5			

WS SERIES


WS Series



WS4-LD



WS1.5-TW-LD

The items marked " () " are the parts under developing.

CE RoHS REACH

	U [V]	I [A]	Wire size
IEC 60947-7-1	800	0.5/1.5	0.2-4mm ²
UL 1059	600	20	28-12AWG

型号 Type	I _{max}	Purchase Pkt.
IN4007/IN5408		
1000V		
1.0A/3.0A		
WS4-LD		50
D-WS4		100
TTA-4		200
EEA-4		100
SSA		100
SSB		50
ZB6		

Technical data		
尺寸 Dimensions		
厚度/宽度/端板厚度 T/W/Cover thickness		[mm]
高度 Height(NS35:7.5/NS35:15)		[mm]
技术参数符合IEC/ DIN VDE 标准 Technical data in accordance with IEC/DIN VDE		
最大额定工作电流/截面积 Maximum load current/cross section		[A]/[mm ²]
接线容量 Connection capacity		
带管状裸端头/管状预绝缘端头的柔性导线 Stranded with ferrule without/with plastic sleeve		[mm ²]
带TWIN管状预绝缘端头的柔性导线 Stranded with TWIN ferrule with plastic sleeve		[mm ²]
General data		
剥线长度 Stripping length		[mm]
绝缘材料 Insulating material		
根据UL 94所确定的材料等级 Inflammability class acc. to UL 94		

CE RoHS REACH


	U [V]	I [A]	Wire size
IEC 60947-7-1	250	0.5	0.2-1.5mm ²
UL 1059			28-16AWG


型号 Type	I _{max}	Purchase Pkt.
IN4007		
1000V		
1.0A		
WS1.5-TW-LD		50
D-WS4		100
TTA-4		200
EEA-4		100
SSA		100
SSB		50
ZB4		

Technical data		
尺寸 Dimensions		
厚度/宽度/端板厚度 T/W/Cover thickness		[mm]
高度 Height(NS35:7.5/NS35:15)		[mm]
技术参数符合IEC/ DIN VDE 标准 Technical data in accordance with IEC/DIN VDE		
最大额定工作电流/截面积 Maximum load current/cross section		[A]/[mm ²]
接线容量 Connection capacity		
带管状裸端头/管状预绝缘端头的柔性导线 Stranded with ferrule without/with plastic sleeve		[mm ²]
带TWIN管状预绝缘端头的柔性导线 Stranded with TWIN ferrule with plastic sleeve		[mm ²]
General data		
剥线长度 Stripping length		[mm]
绝缘材料 Insulating material		
根据UL 94所确定的材料等级 Inflammability class acc. to UL 94		

WS SERIES

WS 4-Conductor ground types



The items marked " () " are the parts under developing.

WS2.5-TW-LD

WS4-TW-LD

说明 Specification


二级管: 

最高反向电压: 


最高正向平均整流电流电压: 

端子, 可安装在 
Terminal block, for mounting on 

端板 Cover 

绝缘止动件 Insulation stop 

警告板 Protective warning marker 

测试插头适配器 Test plug adapter 

测试插头 Test plug 

标记条 Zack strip 

Technical data

尺寸 Dimensions

厚度/宽度/端板厚度 T/W/Cover thickness [mm]

高度 Height(NS35:7.5/NS35:15) [mm]

技术参数符合IEC/ DIN VDE 标准
Technical data in accordance with IEC/DIN VDE

最大额定工作电流/截面积 Maximum load current/cross section [A]/[mm²]

接线容量 Connection capacity

带管状裸端头/管状预绝缘端头的柔性导线 Stranded with ferrule without/with plastic sleeve [mm²]

带TWIN管状预绝缘端头的柔性导线 Stranded with TWIN ferrule with plastic sleeve [mm²]

General data

剥线长度 Stripping length [mm]

绝缘材料 Insulating material

根据UL 94所确定的材料等级 Inflammability class acc. to UL 94

CE RoHS REACH

	U [V]	I [A]	Wire size
IEC 60947-7-1	250	0.5	0.2-2.5mm ²
UL 1059			28-14AWG

型号 Type	I _{max}	Purchase Pkt.
IN4007		
1000V		
1.0A		
WS2.5-TW-LD		100
D-WS2.5-TW		100
TTA-2.5		200
EEA-2.5		100
SSA		100
SSB		50
ZB5		

Technical data

尺寸 Dimensions

厚度/宽度/端板厚度 T/W/Cover thickness [mm]

高度 Height(NS35:7.5/NS35:15) [mm]

技术参数符合IEC/ DIN VDE 标准
Technical data in accordance with IEC/DIN VDE

最大额定工作电流/截面积 Maximum load current/cross section [A]/[mm²]

接线容量 Connection capacity

带管状裸端头/管状预绝缘端头的柔性导线 Stranded with ferrule without/with plastic sleeve [mm²]

带TWIN管状预绝缘端头的柔性导线 Stranded with TWIN ferrule with plastic sleeve [mm²]

General data

剥线长度 Stripping length [mm]

绝缘材料 Insulating material

根据UL 94所确定的材料等级 Inflammability class acc. to UL 94

CE RoHS REACH

	U [V]	I [A]	Wire size
IEC 60947-7-1	250	0.5/1.5	0.2-4mm ²
UL 1059			28-12AWG

型号 Type	I _{max}	Purchase Pkt.
IN4007/IN5408		
1000V		
1.0A		
WS4-TW-LD		50
D-WS4-TW		100
TTA-4		200
EEA-4		100
SSA		100
SSB		50
ZB6		

Technical data

尺寸 Dimensions

厚度/宽度/端板厚度 T/W/Cover thickness [mm]

高度 Height(NS35:7.5/NS35:15) [mm]

技术参数符合IEC/ DIN VDE 标准
Technical data in accordance with IEC/DIN VDE

最大额定工作电流/截面积 Maximum load current/cross section [A]/[mm²]

接线容量 Connection capacity

带管状裸端头/管状预绝缘端头的柔性导线 Stranded with ferrule without/with plastic sleeve [mm²]

带TWIN管状预绝缘端头的柔性导线 Stranded with TWIN ferrule with plastic sleeve [mm²]


General data


剥线长度 Stripping length [mm]

绝缘材料 Insulating material

根据UL 94所确定的材料等级 Inflammability class acc. to UL 94









WS Series



The items marked " () " are the parts under developing.

WS1.5-QU-LD

WS1.5-QU-100A



说明 Specification	
二级管:	
最高反向电压:	
最高正向平均整流电流电压:	
端子, 可安装在 	Terminal block, for mounting on 
盖板 Cover	
绝缘止动件 Insulation stop	
警告板 Protective warning marker	
测试插头适配器 Test plug adapter	
测试插头 Test plug	
标记条 Zack strip	
Technical data	
尺寸 Dimensions	
厚度/宽度/盖板厚度 T/W/Cover thickness	[mm] 4/73/2.5
高度 Height(NS35:7.5/NS35:15)	[mm] 34.5/42
技术参数符合IEC/DIN VDE 标准 Technical data in accordance with IEC/DIN VDE	
最大额定工作电流/截面积 Maximum load current/cross section	[A]/[mm ²] 0.5A/1.5
接线容量 Connection capacity	
带管状裸端头/管状预绝缘端头的柔性导线 Stranded with ferrule without/with plastic sleeve	[mm ²] 0.2-1.5/0.2-1.5
带TWIN管状预绝缘端头的柔性导线 Stranded with TWIN ferrule with plastic sleeve	[mm ²] 0.5
General data	
剥线长度 Stripping length	[mm] 8-9
绝缘材料 Insulating material	PA
根据UL 94所确定的材料等级 Inflammability class acc. to UL 94	V0


CE RoHS REACH	U [V]	I [A]	Wire size
IEC 60947-7-1	250	0.5	0.2-1.5mm ²
UL 1059			28-16AWG
型号 Type	I _{max}	Purchase Pkt.	
IN4007			
1000V			
1.0A			
WS1.5-QU-LD		100	
D-WS1.5-QU		100	
TTA-1.5		200	
EEA-1.5		100	
ZB4			

CE RoHS REACH	U [V]	I [A]	Wire size
IEC 60947-7-1	250	0.5	0.2-1.5mm ²
UL 1059			28-16AWG
型号 Type	I _{max}	Purchase Pkt.	
	/		
	/		
	/		
WS1.5-QU-100A		100	
D-WS1.5-QU-100A		100	
TTA-1.5		200	
EEA-1.5		100	
ZB4			

WS SERIES

WS 4-Conductor ground types














The items marked " () " are the parts under developing.

WS2.5-QU-LD

WS4-QU-LD

说明 Specification

- 二级管: 
- 最高反向电压: 
- 最高正向平均整流电流电压: 
- 端子, 可安装在  Terminal block, for mounting on 
- 端板 Cover 
- 绝缘止动件 Insulation stop 
- 警告板 Protective warning marker 
- 测试插头适配器 Test plug adapter 
- 测试插头 Test plug 
- 标记条 Zack strip 

Technical data

尺寸 Dimensions	
厚度/宽度/端板厚度 T/W/Cover thickness	[mm]
高度 Height(NS35:7.5/NS35:15)	[mm]
技术参数符合IEC/ DIN VDE 标准 Technical data in accordance with IEC/DIN VDE	
最大额定工作电流/截面积 Maximum load current/cross section	[A]/[mm ²]
接线容量 Connection capacity	
带管状裸端头/管状预绝缘端头的柔性导线 Stranded with ferrule without/with plastic sleeve	[mm ²]
带TWIN管状预绝缘端头的柔性导线 Stranded with TWIN ferrule with plastic sleeve	[mm ²]
General data	
剥线长度 Stripping length	[mm]
绝缘材料 Insulating material	
根据UL 94所确定的材料等级 Inflammability class acc. to UL 94	

CE RoHS REACH

	U [V]	I [A]	Wire size
IEC 60947-7-1	250	0.5	0.2-2.5mm ²
UL 1059			28-14AWG
型号 Type	I _{max}		Purchase Pkt.
IN4007	/		
1000V			
1.0A			
WS2.5-QU-LD			100
D-WS2.5-QU			100
TTA-2.5			200
EEA-2.5			100
SSA			100
SSB			50
ZB5			

CE RoHS REACH


	U [V]	I [A]	Wire size
IEC 60947-7-1	250	0.5/1.5	0.2-4mm ²
UL 1059			28-12AWG
型号 Type	I _{max}		Purchase Pkt.
IN4007/IN 5408			
1000V			
1.0A/3.0A			
WS4-QU-LD			50
D-WS4-QU			100
TTA-4			200
EEA-4			100
SSA			100
SSB			50
ZB6			


尺寸 Dimensions	
厚度/宽度/端板厚度 T/W/Cover thickness	[mm]
高度 Height(NS35:7.5/NS35:15)	[mm]
技术参数符合IEC/ DIN VDE 标准 Technical data in accordance with IEC/DIN VDE	
最大额定工作电流/截面积 Maximum load current/cross section	[A]/[mm ²]
接线容量 Connection capacity	
带管状裸端头/管状预绝缘端头的柔性导线 Stranded with ferrule without/with plastic sleeve	[mm ²]
带TWIN管状预绝缘端头的柔性导线 Stranded with TWIN ferrule with plastic sleeve	[mm ²]
General data	
剥线长度 Stripping length	[mm]
绝缘材料 Insulating material	
根据UL 94所确定的材料等级 Inflammability class acc. to UL 94	

尺寸 Dimensions	
厚度/宽度/端板厚度 T/W/Cover thickness	[mm]
高度 Height(NS35:7.5/NS35:15)	[mm]
技术参数符合IEC/ DIN VDE 标准 Technical data in accordance with IEC/DIN VDE	
最大额定工作电流/截面积 Maximum load current/cross section	[A]/[mm ²]
接线容量 Connection capacity	
带管状裸端头/管状预绝缘端头的柔性导线 Stranded with ferrule without/with plastic sleeve	[mm ²]
带TWIN管状预绝缘端头的柔性导线 Stranded with TWIN ferrule with plastic sleeve	[mm ²]
General data	
剥线长度 Stripping length	[mm]
绝缘材料 Insulating material	
根据UL 94所确定的材料等级 Inflammability class acc. to UL 94	

WS SERIES

WS Series



The items marked " () " are the parts under developing.


WS 2.5P


  


	U [V]	I [A]	Wire size
IEC 60947-7-1	500	22	0.2-2.5mm ²
UL 1059	300	15	28-14AWG


说明 Specification

端子, 可安装在 
Terminal block, for mounting on 

端板 Cover 


相邻跨接线 Adjacent jumper 

间隔跨接线 Alternate jumper 

交错跨接线 Staggered jumper 
1-2 1-5
1-3 1-6
1-4 1-8

绝缘止动件 Insulation stop 

警告板 Protective warning marker 

测试插头适配器 Test plug adapter 

测试插头 Test plug 

标记条 Zack strip 

Technical data

尺寸 Dimensions

厚度/宽度/端板厚度 T/W/Cover thickness [mm]

高度 Height(NS35:7.5/NS35:15) [mm]

技术参数符合IEC/DIN VDE 标准
Technical data in accordance with IEC/DIN VDE

最大额定工作电流/截面积
Maximum load current/cross section [A]/[mm²]

接线容量 Connection capacity

带管状裸端头/管状预绝缘端头的柔性导线
Stranded with ferrule without/with plastic sleeve [mm²]

带TWIN管状预绝缘端头的柔性导线
Stranded with TWIN ferrule with plastic sleeve [mm²]

剥线长度 Stripping length [mm]

绝缘材料 Insulating material PA

根据UL 94所确定的材料等级 Inflammability class acc. to UL 94 V0

型号 Type

WS2.5P I_{max} / Purchase Pkt. 100

D-WS2.5P 100

WFA-2.5 24A 200

WFB-2.5 24A 100

1-2WFC-2.5/2 1-5WFC-2.5/5 100 50

1-3WFC-2.5/3 1-6WFC-2.5/6 100 50

1-4WFC-2.5/4 1-8WFC-2.5/8 100 50

TTA-2.5 200

EEA-2.5 100

SSA 100

SSB 50

ZB5

5/53/2.5

35.5/43

0.5A/2.5

0.2-2.5/0.2-2.5

0.5

8-9

PA

V0

WS SERIES



WS 2.5-TW-TA

CE RoHS REACH

	U [V]	I [A]	Wire size
IEC 60947-7-1	800	24	0.2-2.5mm ²
UL 1059	600	15	28-14AWG


通用型WS-TW-TA系列接线端子，采用正面接线方式而且接线孔与端子成一定倾斜角度，构造紧凑，可以最大限度的节省布线空间，专为例如：地板下布线等布线空间拥挤的场合设计。绝缘件采用尼龙66，具有良好的韧性和阻燃性，压线框材料采用进口高质量镍铬弹簧钢（CrNi）它有着高的抗拉强度和被多年实际经验所证明的高抗腐蚀能力，提供潮湿，盐雾等恶劣环境下的长期保护。通用型WS-TW-TA-PE系列接地端子，端子的外形尺寸也已经进行了优化，此类端子有着和相对应的通用型WS-TW-TA系列端子相同的外形轮廓尺寸，绝缘件采用尼龙66，具有良好的韧性和阻燃性，绝缘件的颜色采用黄绿色相间。产品设计符合IEC60947、IEC60079、UL1059、UL486E、CSA C22.2 No. 158等国际标准。

Standard WS-TW-TA series terminal blocks, adopt obverse connection, and there is certain inclination angle between terminals and conduct poles, with compacted structure to save the connection space at maximum, specialized for such as: arrange wires under floor and others narrow spaces. The insulator housings are made from PA66, with excellent pliability and fire resistance, the materials of clamp adopt high quality imported CrNi spring steel, with high tensile strength and corrosion resistance, provide long-term protection under bad circumstance such as high humidity, salt spray. Standard WS-TW-TA-PE series terminal blocks, with optimized terminals shape, have the same shape sizes with corresponding WS-TW-TA series terminal blocks, the insulator housings are made from PA66, with excellent pliability and fire resistance, the color of insulator housing is yellow-green, The design of The series is approved by international standard IEC60947 IEC60079 UL1059 UL486E CSA C22.2 No.158. Etc.


说明 Specification

端子，可安装在 
Terminal block, for mounting on 

端板 Cover 

相邻跨接线 Adjacent jumper 


间隔跨接线 Alternate jumper 


交错跨接线 Staggered jumper 
1-2 1-5
1-3 1-6
1-4 1-8

绝缘止动件 Insulation stop 

警告板 Protective warning marker 

测试插头适配器 Test plug adapter 

测试插头 Test plug 

标记条 Zack strip 

Technical data

尺寸 Dimensions

厚度/宽度/端板厚度 T/W/Cover thickness [mm]

高度 Height(NS35:7.5/NS35:15) [mm]

技术参数符合IEC/DIN VDE 标准
Technical data in accordance with IEC/DIN VDE

最大额定工作电流/截面积
Maximum load current/cross section [A]/[mm²]

接线容量 Connection capacity

带管状裸端头/管状预绝缘端头的柔性导线
Stranded with ferrule without/with plastic sleeve [mm²]

带TWIN管状预绝缘端头的柔性导线
Stranded with TWIN ferrule with plastic sleeve [mm²]

General data

剥线长度 Stripping length [mm]

绝缘材料 Insulating material

根据UL 94所确定的材料等级 Inflammability class acc. to UL 94

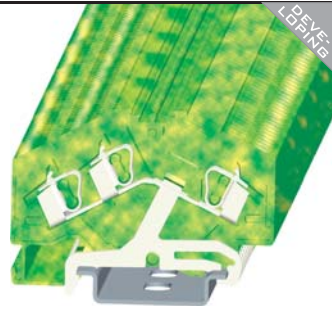
型号 Type	I _{max}	Purchase Pkt.
WS2.5-TW-TA		100
D-WS2.5-TW-TA		100
WFA-2.5	24A	200
WFB-2.5	24A	100
1-2WFC-2.5/2 1-5WFC-2.5/5		100 50
1-3WFC-2.5/3 1-6WFC-2.5/6		100 50
1-4WFC-2.5/4 1-8WFC-2.5/8		100 50
TTA-1.5		200
EEA-1.5		100
SSA		100
SSB		50
ZW5		

5/50.5/2.5
44/51.5
24/2.5
0.2-2.5/0.2-2.5
0.5
8-9
PA
V0


WS Angled ground types



WS 4-TW-TA



WS 2.5-TW-TA-PE



WS 4-TW-TA-PE

	U [V]	I [A]	Wire size
IEC 60947-7-1	800	32	0.2-4mm ²
UL 1059	600	20	28-12AWG

	U [V]	I [A]	Wire size
IEC 60947-7-2	-	-	0.2-2.5mm ²
UL 1059	-	-	28-14AWG

	U [V]	I [A]	Wire size
IEC 60947-7-2	-	-	0.2-4mm ²
UL 1059	-	-	28-12AWG

型号 Type	I _{max}	Purchase Pkt.
WS4-TW-TA		50
D-WS4-TW-TA		100
WFA-4	32A	200
WFB-4	32A	100

型号 Type	I _{max}	Purchase Pkt.
WS2.5-TW-TA		100
D-WS2.5-TW-TA		100
WFA-2.5	24A	200

型号 Type	I _{max}	Purchase Pkt.
WS4-TW-TA		50
D-WS4-TW-TA		100
WFA-4	32A	200

TTA-4		200
EEA-4		100
SSA		100
SSB		50
ZW5		

TTA-1.5		200
EEA-1.5		100
SSA		100
SSB		50
ZW5		

TTA-4		200
EEA-4		100
SSA		100
SSB		50
ZW5		

6/61.5/2.5
44.5/52

5/50.5/2.5
44/51.5

6/61.5/2.5
44.5/52

32/4

-/2.5

-/4

0.2-4/0.2-4

0.2-2.5/0.2-2.5

0.2-4/0.2-4

0.5-1

0.5


0.5-1

8-9
PA
V0

8-9
PA
V0

8-9
PA
V0

WS SERIES



WS 1.5-SD

WS 2.5-SD

CE RoHS REACH

	U [V]	I [A]	Wire size
IEC 60947-7-1	800	17.5	0.2-1.5mm ²
UL 1059	600	10	28-16AWG

CE RoHS REACH

	U [V]	I [A]	Wire size
IEC 60947-7-1	800	24	0.2-2.5mm ²
UL 1059	600	15	28-14AWG

说明	Specification
端子, 可安装在	Terminal block, for mounting on
端板	Cover
相邻跨接线	Adjacent jumper
间隔跨接线	Alternate jumper
警告板	Protective warning marker
标记条	Zack strip

型号	I _{max}	Purchase Pkt.
WS1.5-SD		100
D-WS1.5-SD		100
WFA-1.5	17.5A	200
WFB-1.5	17.5A	100
EEA-1.5		100
ZB 4		

型号	I _{max}	Purchase Pkt.
WS2.5-SD		100
D-WS2.5-SD		100
WFA-2.5	24A	200
WFB-2.5	24A	100
EEA-2.5		100
ZB 5		

Technical data

尺寸 Dimensions

厚度/宽度/端板厚度 T/W/Cover thickness [mm]

高度 Height(NS35:7.5/NS35:15/NS32) [mm]

技术参数符合IEC/DIN VDE 标准
Technical data in accordance with IEC/DIN VDE

最大额定工作电流/截面积
Maximum load current/cross section [A]/[mm²]

接线容量 Connection capacity

带管状裸端头/管状预绝缘端头的柔性导线
Stranded with ferrule without/with plastic sleeve [mm²]

带TWIN管状预绝缘端头的柔性导线
Stranded with TWIN ferrule with plastic sleeve [mm²]

General data

剥线长度 Stripping length [mm]

绝缘材料 Insulating material

根据UL 94所确定的材料等级 Inflammability class acc. to UL 94

4/42.5/2.5		
38/45.5		
	17.5/1.5	
	0.2-1.5/0.2-1.5	
	0.5	
	8-9	
	PA	
	V0	

5/42.5/2.5		
38/45.5		
	24/2.5	
	0.2-2.5/0.2-2.5	
	0.5	
	8-9	
	PA	
	V0	


WS Series



WS 4-SD

UL[®] CE RoHS REACH

	U [V]	I [A]	Wire size
IEC 60947-7-1	800	32	0.2-4mm ²
UL 1059	600	20	28-12AWG



WS 6-SD

UL[®] CE RoHS REACH

	U [V]	I [A]	Wire size
IEC 60947-7-1	800	41	0.2-6mm ²
UL 1059	600	30	24-10AWG



WS 10-SD

	U [V]	I [A]	Wire size
IEC 60947-7-1	800	57	0.2-10mm ²
UL 1059	600	50	24-8AWG

型号 Type	I _{max}	Purchase Pkt.
WS4-SD		100
D-WS4-SD		100
WFA-4	32A	200
WFB-4	32A	100
EEA-4		100
ZB 6		

型号 Type	I _{max}	Purchase Pkt.
WS6-SD		50
D-WS6-SD		100
WFA-6	41A	100
WFB-6	41A	100
EEA-6		100
ZB 8		


型号 Type	I _{max}	Purchase Pkt.
WS10-SD		50
D-WS10-SD		100
WFA-10	57A	100
WFB-10	57A	50
EEA-10		50
ZB 10		

6/42.5/2.5 40/47.5
32/4
0.2-4/0.2-4 0.5-1
8-9 PA V0

8/46.5/2.5 44.5/52
41/6
0.2-6/0.2-6 0.5-1.5
12 PA V0

10/52/2.5 49/56.5
57/10
0.2-10/0.2-10 1.5-2.5
12 PA V0

WS SERIES



WS 16-SD

	U [V]	I [A]	Wire size
IEC 60947-7-1	800	76	0.2-16mm ²
UL 1059	600	65	24-6AWG

通用型WS系列接线端子，采用侧面接线方式，绝缘件采用尼龙66，具有良好的韧性和阻燃性，压线框材料采用进口高质量镍铬弹簧钢（CrNi），它有着高的抗拉强度和被多年实际经验所证明的高抗腐蚀能力，提供潮湿，盐雾等恶劣环境下的长期保护，产品设计符合IEC60947、IEC60079、UL1059、UL486E、CSA C22.2 No. 158等国际标准。

并且具有以下优点：

--- 端子具有通用安装脚，因而可以安装在U型NS 35标准的导轨上。

--- 端子载流体采用含铜量99%以上的紫铜，极低的接触电阻值，导电性能最好。

--- 接线更快速，更简单，仅需一把扁平的螺丝刀。

--- 接触压强大，接触可靠，抗振动，免维护。

--- 电位分配可通过使用中间桥接件实现。

--- 接线标识可采用统一的标识系统，使用方便，灵活。

Standard WS-SD series terminal blocks, adopt sideways connection, the insulator housings are made from PA66, with excellent pliability and fire resistance, the materials of clamp adopt high quality imported CrNi spring steel, with high tensile strength and corrosion resistance, provide long-term protection under bad circumstance such as high humidity, salt spray. The design of the products are approved by international standard IEC60947、IEC60079、UL1059、UL486E、CSA C22.2 No.158, etc. And have following advantages:

--- With standard mounting support, terminal blocks can be fixed on U type NS35 standard rails.








---The current carriers of terminal blocks are made from pure copper, copper volume is more than 99%, with excellent lowest contact resistance and the best electrical conductivity.

---With much convenient and simple connection, the only tool required is a flat-bladed screwdriver.

---With strong pressure intensity on contact, more reliable and strong Vibration Resistance, with free maintenance.


---Power distribution alternatively via fixed bridges in the terminal center.

--- With uniform marking system of connection sign, very convenient and flexible.

说明 Specification	型号 Type	I _{max}	Purchase Pkt.
端子，可安装在  Terminal block, for mounting on 	WS16-SD		50
端板 Cover 	D-WS16-SD		50
相邻跨接线 Adjacent jumper 	WFA-16	76A	50
间隔跨接线 Alternate jumper 	WFB-16	76A	50
警告板 Protective warning marker 	EEA-16		50
标记条 Zack strip 	ZB 10		

Technical data			
尺寸 Dimensions			
厚度/宽度/端板厚度 T/W/Cover thickness	[mm]	12/58/2.5	
高度 Height (NS35:7.5/NS35:15/NS32)	[mm]	53/60.5	
技术参数符合IEC/DIN VDE 标准 Technical data in accordance with IEC/DIN VDE			
最大额定工作电流/截面积 Maximum load current/cross section	[A]/[mm ²]	76/16	
接线容量 Connection capacity			
带管状裸端头/管状预绝缘端头的柔性导线 Stranded with ferrule without/with plastic sleeve	[mm ²]	0.2-16/0.2-16	
带TWIN管状预绝缘端头的柔性导线 Stranded with TWIN ferrule with plastic sleeve	[mm ²]	1.5-4	
General data			
剥线长度 Stripping length	[mm]	16-17	
绝缘材料 Insulating material		PA	
根据UL 94所确定的材料等级 Inflammability class acc. to UL 94		V0	

WS Side-entry ground types




WS 2.5-SD-PE

CE RoHS REACH

	U [V]	I [A]	Wire size
IEC 60947-7-2	-	-	0.2-2.5mm ²
UL 1059	-	-	28-14AWG

型号 Type	Purchase Pkt.
WS2.5-SD-PE	100
D-WS2.5-SD	100
WFA-2.5	200
EEA-2.5 ZB 5	100

5/42.5/2.5 38/45.5
-/2.5
0.2-2.5/0.2-2.5 0.5
8-9 PA V0




WS 4-SD-PE

	[V]	[A]	Wire size
IEC 60947-7-2	-	-	0.2-4mm ²
UL 1059	-	-	28-12AWG

型号 Type	Purchase Pkt.
WS4-SD-PE	100
D-WS4-SD	100
WFA-4	200
EEA-4 ZB 6	100

6/42.5/2.5 40/47.5
-/2.5
0.2-4/0.2-4 0.5-1
8-9 PA V0



WS 6-SD-PE



	U [V]	I [A]	Wire size
IEC 60947-7-2	-	-	0.2-6mm ²
UL 1059	-	-	24-10AWG


型号 Type	Purchase Pkt.
WS6-SD-PE	50
D-WS6-SD	100
WFA-6	100
EEA-6 ZB 8	100

8/46.5/2.5 44.5/52
-/6
0.2-6/0.2-6 0.5-1.5
12 PA V0

WS SERIES

WS Fuse types



The items marked " () " are the parts under developing.

WSK 6

WSK 6-ED


	U [V]	I [A]	Wire size
IEC 60947-7-3	500	10	0.2-6mm ²
UL 1059	600	10	24-10AWG


	U [V]	I [A]	Wire size
IEC 60947-7-3	500	10	0.2-6mm ²
UL 1059	600	10	24-10AWG

说明 Specification

端子, 可安装在 
Terminal block, for mounting on 

端板 Cover 

相邻跨接线 Adjacent jumper 

间隔跨接线 Alternate jumper 

警告板 Protective warning marker 

标记条 Zack strip 

Technical data

尺寸 Dimensions

厚度/宽度/端板厚度 T/W/Cover thickness/ [mm]

高度 Height(NS35:7.5/NS35:15/NS32) [mm]

技术参数符合IEC/DIN VDE 标准

Technical data in accordance with IEC/DIN VDE

最大额定工作电流/截面积 [A]/[mm²]

Maximum load current/cross section [A]/[mm²]

接线容量 Connection capacity

带管状裸端头/管状预绝缘端头的柔性导线 [mm²]

Stranded with ferrule without/with plastic sleeve [mm²]

带TWIN管状预绝缘端头的柔性导线 [mm²]

Stranded with TWIN ferrule with plastic sleeve [mm²]

General data

剥线长度 Stripping length [mm]

绝缘材料 Insulating material PA

根据UL 94所确定的材料等级 Inflammability class acc. to UL 94 V0

型号 Type	I _{max}	Purchase Pkt.
---------	------------------	---------------

WSK 6 40

D-WSK 6 50

WFA-6 41A 100

WFB-6 41A 100

EEA-6 25

ZB 10

型号 Type	I _{max}	Purchase Pkt.
---------	------------------	---------------

WSK 6-ED 40

D-WSK 6 50

WFA-6 41A 100

WFB-6 41A 100

EEA-6 25

ZB 10

13/62/2.5	61.5/69
-----------	---------

13/62/2.5	61.5/69
-----------	---------

-/6

-/6

0.2-6/0.2-6

0.2-6/0.2-6



0.5-1.5


0.5-1.5

12	PA	V0
----	----	----

12	PA	V0
----	----	----

WS SERIES











The items marked " () " are the parts under developing.

WS 6-HE

WS 6-RE

	U [V]	I [A]	Wire size
IEC 60947-7-1	400	41	0.2-6mm ²
UL 1059	300	30	24-10AWG

	U [V]	I [A]	Wire size
IEC 60947-7-1	400	41	0.2-6mm ²
UL 1059	300	30	24-10AWG

说明 Specification	
端子, 可安装在 	Terminal block, for mounting on 
端板 Cover	
相邻跨接线 Adjacent jumper	
间隔跨接线 Alternate jumper	
锁定器 Lock-out	
警告板 Protective warning marker	
标记条 Zack strip	

型号 Type	I _{max}	Purchase Pkt.
WS6-HE		25
D-WS6-HE		50
WFA-6	41A	100
WFB-6	41A	100
WBB-6		100
EEA-6		25
ZB 8		

型号 Type	I _{max}	Purchase Pkt.
WS 6-RE		25
D-WS6-HE		50
WFA-6	41A	100
WFB-6	41A	100
WBB-6		100
EEA-6		25
ZB 8		



WS SERIES


Technical data	
尺寸 Dimensions	
厚度/宽度/端板厚度 T/W/Cover thickness	[mm]
高度 Height(NS35:7.5/NS35:15)	[mm]
技术参数符合IEC/ DIN VDE 标准 Technical data in accordance with IEC/DIN VDE	
最大额定工作电流/截面积 Maximum load current/cross section	[A]/[mm ²]
接线容量 Connection capacity	
带管状裸端头/管状预绝缘端头的柔性导线 Stranded with ferrule without/with plastic sleeve	[mm ²]
带TWIN管状预绝缘端头的柔性导线 Stranded with TWIN ferrule with plastic sleeve	[mm ²]
General data	
剥线长度 Stripping length	[mm]
绝缘材料 Insulating material	PA
根据UL 94所确定的材料等级 Inflammability class acc. to UL 94	V0

	8/87.5/2.5
	44.5/52
	-/6
	0.2-6/0.2-6
	0.5-1.5
	12
	PA
	V0

	8/87.5/2.5
	44.5/52
	-/6
	0.2-6/0.2-6
	0.5-1.5
	12
	PA
	V0

WS Miniature types











The items marked " () " are the parts under developing.

WS 6-HE-10A

WS 6-HE/LD

	U [V]	I [A]	Wire size
IEC 60947-7-1	400	41	0.2-6mm ²
UL 1059	300	30	24-10AWG

	U [V]	I [A]	Wire size
IEC 60947-7-1			0.2-6mm ²
UL 1059			24-10AWG

说明 Specification	
端子, 可安装在 	Terminal block, for mounting on 
端板 Cover	
相邻跨接线 Adjacent jumper	
间隔跨接线 Alternate jumper	
锁定器 Lock-out	
警告板 Protective warning marker	
标记条 Zack strip	

Technical data	
尺寸 Dimensions	
厚度/宽度/端板厚度 T/W/Cover thickness	[mm]
高度 Height(NS35:7.5/NS35:15)	[mm]
技术参数符合IEC/DIN VDE 标准 Technical data in accordance with IEC/DIN VDE	
最大额定工作电流/截面积 Maximum load current/cross section	[A]/[mm ²]
接线容量 Connection capacity	
带管状裸端头/管状预绝缘端头的柔性导线 Stranded with ferrule without/with plastic sleeve	[mm ²]
带TWIN管状预绝缘端头的柔性导线 Stranded with TWIN ferrule with plastic sleeve	[mm ²]
General data	
剥线长度 Stripping length	[mm]
绝缘材料 Insulating material	PA
根据UL 94所确定的材料等级 Inflammability class acc. to UL 94	V0

型号 Type	I _{max}	Purchase Pkt.
WS6-HE-10A		25
D-WS6-HE		50
WFA-6	41A	100
WFB-6	41A	100
WBB-6		100
EEA-6		25
ZB 8		

	8/87.5/2.5	
	44.5/52	
	-/6	
	0.2-6/0.2-6	
	0.5-1.5	
	12	
	PA	
	V0	

型号 Type	I _{max}	Purchase Pkt.
WS 6-HE-LD		25
D-WS6-HE		50
WFA-6	41A	100
WFB-6	41A	100
WBB-6		100
EEA-6		25
ZB 8		

	8/87.5/2.5	
	46/52	
	-/6	
	0.2-6/0.2-6	
	0.5-1.5	
	12	
	PA	
	V0	

WS SERIES



Single entry



Double entry

WS 2.5-DIN15








WS 2.5T-DIN15

 cUL[®] US CE RoHS REACH

	U [V]	I [A]	Wire size
IEC 60947-7-1	800	24	0.2-2.5mm ²
UL 1059	600	20	28-12AWG

 cUL[®] US CE RoHS REACH

	U [V]	I [A]	Wire size
IEC 60947-7-1	800	24	0.2-2.5mm ²
UL 1059	600	20	28-12AWG

说明 Specification	型号 Type	I _{max}	Purchase Pkt.	型号 Type	I _{max}	Purchase Pkt.
端子, 可安装在  Terminal block, for mounting on 	WS2.5-DIN15		100	WS2.5T-DIN15		100
端板 Cover 	D-WS2.5-MID-CO		100	D-WS2.5-MID-CO		100
跨接件 Comb type jumper bar 	WFA-DIN15	16A	200	WFA-DIN15	16A	200
测试插座 Test plug adapter 	SSA-DIN15		100	SSA-DIN15		100
测试插头 Test plug 	SSB-DIN15		50	SSB-DIN15		50
标记条 Zack strip 	ZW5			ZW5		
Technical data						
尺寸 Dimensions						
厚度/宽度/端板厚度 T/W/Cover thickness [mm]	6/32/4			10/32/4		
高度 Height(US-15) [mm]	30			30		
技术参数符合EN/DIN VDE 标准 Technical data in accordance with EN/DIN VDE						
最大额定工作电流/截面积						
Maximum load current/cross section [A]/[mm ²]	24/2.5			24/2.5		
接线容量 Connection capacity						
带管状裸端头/管状预绝缘端头的柔性导线 Stranded with ferrule without/with plastic sleeve [mm ²]	0.2-1.5/0.2-1.5			0.2-1.5/0.2-1.5		
带TWIN管状预绝缘端头的柔性导线 Stranded with TWIN ferrule with plastic sleeve [mm ²]	-			-		
General data						
剥线长度 Stripping length [mm]	8-9			8-9		
绝缘材料 Insulating material	PA			PA		
根据UL94所确定的材料等级 Inflammability class acc. to UL 94	V0			V0		

WS SERIES

端子的小型化, 可以最大限度的节省布线空间。通用型WS2.5-DIN15/35系列小型接线端子, 采用正面接线方式, 构造紧凑, 专为最拥挤的布线空间设计。通用型WS2.5T-DIN15/35系列4导体小型接线端子, 主要用于解决: 电气连接过程中的“电位分配”问题, 此类端子可以将多根导线接到同一个端子上, 节省了布线空间和费用。(如果在这种场合使用通用型2导体接线端子就需要将多个端子相邻排列, 并利用桥接件来实现电气连接)。绝缘件采用尼龙66, 具有良好的韧性和阻燃性, 压线框材料采用进口高质量镍铬弹簧钢(CrNi), 它有着高的抗拉强度和被多年实际经验所证明的高抗腐蚀能力, 提供潮湿, 盐雾等恶劣环境下的长期保护, 产品设计符合IEC60947、IEC60079、UL1059、UL486E、CSA C22.2 No.158等国际标准。并且具有以下优点:

- WS2.5-DIN15端子具有通用安装脚, 可以安装在U型15mm宽的标准导轨上。
- WS2.5-DIN35端子具有通用安装脚, 可以安装在U型NS35标准的导轨上。
- 端子载流体采用含铜量99%以上的紫铜, 极低的接触电阻值, 导电性能最好。
- 接线更快速, 更简单, 仅需一把扁平的螺丝刀。
- 接触压强, 接触可靠, 抗振动, 免维护。
- 接线标识可采用统一的标识系统, 使用方便, 灵活。

Miniature Types, saving the connection space at maximum.

Standard WS2.5-DIN15/35 Miniature Types, adopt obverse connection with compact structure, specialized design for wire arrangement in narrow space.

Standard WS2.5T-DIN15/35 series 4-conductor terminal blocks, these types are mainly used to solve the problem of power distribution during electric connecting, these series of terminal blocks can connect several conducting wires to one terminal, thus saving the cost and space of arranging wires.(Here if using WS 2-conductor series terminal blocks, need to arrange many terminal blocks together and connecting each other by fixed bridges).

The insulator housings are made from PA66, with excellent pliability and fire resistance, the materials of clamp adopt high quality imported CrNi spring steel, with high tensile strength and corrosion resistance, provide long-term protection under bad circumstance such as high humidity, salt spray. Products design according to international standards such as IEC60947、IEC60079、UL1059、UL486E、CSA C22.2 No.158. And have following advantages:

- With standard mounting support, terminal blocks can be fixed on U type 15mm width of standard rails.
- With standard mounting support, terminal blocks can be fixed on U type NS35 standard rails.
- The current of terminal blocks are made from pure copper, copper volume is more than 99%, with excellent lowest contact resistance and the best electrical conductivity.
- With much convenient and simple connection, the only tool required is a flat-bladed screwdriver.
- With strong pressure intensity on contact, more reliable and strong Vibration Resistance, with free maintenance.
- With uniform marking system of connection sign, very convenient and flexible.

WS Miniature types, no rail



Single entry

WS 2.5-DIN35

CE RoHS REACH

	U [V]	I [A]	Wire size
IEC 60947-7-1	800	24	0.2-2.5mm ²
UL 1059	600	15	28-14AWG



Double entry

WS 2.5T-DIN35

CE RoHS REACH

	U [V]	I [A]	Wire size
IEC 60947-7-1	800	24	0.2-2.5mm ²
UL 1059	600	15	28-14AWG

说明 Specification	
端子, 可安装在	Terminal block, for mounting on
端板 Cover	
跨接件 Comb type jumper bar	
测试插座 Test plug adapter	
测试插头 Test plug	
标记条 Zack strip	
Technical data	
尺寸 Dimensions	
厚度/宽度/端板厚度 T/W/Cover thickness	[mm] 6/38/4
高度 Height(NS35:7.5/NS35:15)	[mm] 32/39.5
技术参数符合IEC/DIN VDE 标准 Technical data in accordance with IEC/DIN VDE	
最大额定工作电流/截面积 Maximum load current/cross section	[A]/[mm ²] 24/2.5
接线容量 Connection capacity	
带管状裸端头/管状预绝缘端头的柔性导线 Stranded with ferrule without/with plastic sleeve	[mm ²] 0.2-1.5/0.2-1.5
带TWIN管状预绝缘端头的柔性导线 Stranded with TWIN ferrule with plastic sleeve	[mm ²] -
General data	
剥线长度 Stripping length	[mm] 8-9
绝缘材料 Insulating material	PA
根据UL 94所确定的材料等级 Inflammability class acc. to UL 94	V0

型号 Type	I _{max}	Purchase Pkt.
WS2.5-DIN35		100
D-WS2.5-MID-CO		100
WFA-DIN15	16A	200
SSA-DIN15		100
SSB-DIN15		50
ZW 5		

型号 Type	I _{max}	Purchase Pkt.
WS2.5T-DIN35		100
D-WS2.5-MID-CO		100
WFA-DIN15	16A	200
SSA-DIN15		100
SSB-DIN15		50
ZW 5		

WS SERIES




Single entry

WS 2.5-MID-CO

CE RoHS REACH

	U [V]	I [A]	Wire size
IEC 60947-7-1	800	24	0.2-2.5mm ²
UL 1059	600	15	28-14AWG

型号 Type	I _{max}	Purchase Pkt.
WS2.5-MID-CO		100
D-WS2.5-MID-CO		100
WFA-DIN15	16A	200
SSA		100
SSB		50
ZW 5		



WS2.5-MID-CO系列小型接线端子，采用正面接线方式，构造紧凑，专为最拥挤的布线空间设计，它可以和WS2.5-END-CO系列小型接线端子配套使用，可以直接安装在配电箱的外壳上，因而最大限度的节省了布线空间。通用型









WS2.5T-MID-CO和WS2.5T-END-CO系列4导体小型接线端子，主要用于解决：电气连接过程中的“电位分配”问题，此类端子可以将多根导线接到同一个端子上，节省了布线空间和费用。（如果在这种场合使用通用型2导体接线端子就需要将多个端子相邻排列，并利用桥接件来实现电气连接）WS...-DB和WS...T-DB系列小型接线端子，采用侧面接线方式，同样进行了小型化设计，构造紧凑。带固定脚型既可安装于V型导轨上，又可安装在固定板上（孔径 ϕ 3.3mm），安装板需保持平滑无毛刺，以保证安装通畅。绝缘件采用尼龙66，具有良好的韧性和阻燃性，压线框材料采用进口高质量镍铬弹簧钢（CrNi），它有着高的抗拉强度和被多年实际经公司验所证明的高抗腐蚀能力，提供潮湿，盐雾等恶劣环境下的长期保护，产品设计符合IEC60947、IEC60079、UL1059、UL486E、CSA C22.2 No. 158等国际标准。

WS2.5-MID-CO series Miniature Types, adopt obverse connection with compact structure, specialized design for wire arrangement in narrow space, this type of terminals are available to match with WS2.5-END-CO series, to be directly fixed on housing of distribution box to save the connection space at maximum.

Standard WS2.5T-MID-CO and WS2.5T-END-CO series 4-conductor terminal blocks, these types are mainly used to solve the problem of power distribution during electric connecting, these series of terminal blocks can connect several conductor wires to one terminal, thus saving the cost and space of arranging wires. (Here if using WS 2-conductor series terminal blocks, need to arrange many terminal blocks together and connecting each other by fixed bridges).

WS...-DB & WS...T-DB series miniature types, adopt sideways connection with miniaturization design and compacted structure. Suitable for both v-type rail connection and fixed plate connection (hole diameter ϕ 3.3mm) The surface of fixed plate should be kept smooth and no fur so that the installation can finished smoothly.

The insulator housings are made from PA66, with excellent pliability and fire resistance, the clamps are made from CrNi, with high tensile strength and corrosion resistance, provide long-term protection under bad circumstance such as high humidity, salt spray. The design of the product is in accordance with many international standards like IEC60947、IEC60079、UL1059、UL486E、CSA C22.2 No.158,etc.

说明 Specification	
端子，可安装在  Terminal block, for mounting on 	
端板 Cover 	
端板(带有连接卡套) Cover (end plate with fixing flange) 	
跨接件 Comb type jumper bar 	
测试插座 Test plug adapter 	
测试插头 Test plug 	
标记条 Zack strip 	
Technical data	
尺寸 Dimensions	
厚度/宽度/端板厚度 T/W/Cover thickness	[mm]
高度 Height	[mm]
技术参数符合IEC/DIN VDE 标准 Technical data in accordance with IEC/DIN VDE	
最大额定工作电流/截面积 Maximum load current/cross section	[A]/[mm ²]
接线容量 Connection capacity	
带管状裸端头/管状预绝缘端头的柔性导线 Stranded with ferrule without/with plastic sleeve	[mm ²]
带TWIN管状预绝缘端头的柔性导线 Stranded with TWIN ferrule with plastic sleeve	[mm ²]
General data	
剥线长度 Stripping length	[mm]
绝缘材料 Insulating material	PA
根据UL 94所确定的材料等级 Inflammability class acc. to UL 94	V0

WS Miniature types, no rail



Double entry

WS 2.5T-MID-CO

CE RoHS REACH

	U [V]	I [A]	Wire size
IEC 60947-7-1	800	24	0.2-2.5mm ²
UL 1059	600	15	28-14AWG



Single entry

WS 2.5-END-CO

CE RoHS REACH

	U [V]	I [A]	Wire size
IEC 60947-7-1	800	24	0.2-2.5mm ²
UL 1059	600	15	28-14AWG

说明 Specification

端子, 可安装在 Terminal block, for mounting on

端板 Cover

端板(带有连接卡套) Cover (end plate with fixing flange)

跨接件 Comb type jumper bar

测试插座 Test plug adapter

测试插头 Test plug

标记条 Zack strip

Technical data

尺寸 Dimensions

厚度/宽度/端板厚度 T/W/Cover thickness [mm]

高度 Height [mm]

技术参数符合IEC/DIN VDE 标准

Technical data in accordance with IEC/DIN VDE

最大额定工作电流/截面积 [A]/[mm²]

接线容量 Connection capacity

带管状裸端头/管状预绝缘端头的柔性导线 [mm²]

Stranded with ferrule without/with plastic sleeve

带TWIN管状预绝缘端头的柔性导线 [mm²]

Stranded with TWIN ferrule with plastic sleeve

General data

剥线长度 Stripping length [mm]

绝缘材料 Insulating material

根据UL 94所确定的材料等级 Inflammability class acc. to UL 94

型号 Type

WS2.5T-MID-CO I_{max} 100 Purchase Pkt. 100

D-WS2.5-MID-CO 100

WFA-DIN15 16A 200

SSA 100

SSB 50

ZW 5

型号 Type

WS2.5-END-CO I_{max} 100 Purchase Pkt. 100

D-WS2.5-END-CO 100

WFA-DIN15 16A 200

SSA 100

SSB 50

ZW 5

厚度/宽度/端板厚度 T/W/Cover thickness [mm] 6/32/4

高度 Height [mm] 22

最大额定工作电流/截面积 [A]/[mm²] 24/2.5

接线容量 Connection capacity

带管状裸端头/管状预绝缘端头的柔性导线 [mm²] 0.2-1.5/0.2-1.5

Stranded with ferrule without/with plastic sleeve

带TWIN管状预绝缘端头的柔性导线 [mm²] -

Stranded with TWIN ferrule with plastic sleeve

General data


剥线长度 Stripping length [mm] 8-9

绝缘材料 Insulating material PA

根据UL 94所确定的材料等级 Inflammability class acc. to UL 94 V0

WS SERIES

WS Miniature types, no rail



WS2.5-MID-CO-10A









WS2.5T-MID-CO-10A

CE RoHS REACH

	U [V]	I [A]	Wire size
IEC 60947-7-1	800	24	0.2-2.5mm ²
UL 1059	600	15	28-14AWG

CE RoHS REACH

	U [V]	I [A]	Wire size
IEC 60947-7-1	800	24	0.2-2.5mm ²
UL 1059	600	15	28-14AWG

说明 Specification	
端子, 可安装在 	Terminal block, for mounting on 
端板 Cover 	
端板(带有连接卡套) Cover (end plate with fixing flange) 	
跨接件 Comb type jumper bar 	
测试插座 Test plug adapter 	
测试插头 Test plug 	
标记条 Zack strip 	

型号 Type	I _{max}	Purchase Pkt.
WS2.5-MID-CO-10A		100
D-WS2.5-MID-CO		100
WFA-DIN15	16A	200
SSA		100
SSB		50
ZW 5		

型号 Type	I _{max}	Purchase Pkt.
WS2.5T-MID-CO-10A		100
D-WS2.5-MID-CO		100
WFA-DIN15	16A	200
SSA		100
SSB		50
ZW 5		


WS SERIES

Technical data	
尺寸 Dimensions	
厚度/宽度/端板厚度 T/W/Cover thickness	[mm]
高度 Height	[mm]
技术参数符合IEC/ DIN VDE 标准 Technical data in accordance with IEC/DIN VDE	
最大额定工作电流/截面积 Maximum load current/cross section	[A]/[mm ²]
接线容量 Connection capacity	
带管状裸端头/管状预绝缘端头的柔性导线 Stranded with ferrule without/with plastic sleeve	[mm ²]
带TWIN管状预绝缘端头的柔性导线 Stranded with TWIN ferrule with plastic sleeve	[mm ²]
General data	
剥线长度 Stripping length	[mm]
绝缘材料 Insulating material	PA
根据UL 94所确定的材料等级 Inflammability class acc. to UL 94	V0

	6/32/4
	22
	24/2.5
	0.2-1.5/0.2-1.5
	-
	8-9
	PA
	V0

	10/32/4
	22
	24/2.5
	0.2-1.5/0.2-1.5
	-
	8-9
	PA
	V0

WS Miniature types side-entry





Double entry

WS 2.5T-END-CO

CE RoHS REACH

	U [V]	I [A]	Wire size
IEC 60947-7-1	800	24	0.08-2.5mm ²
UL 1059	600	15	28-14AWG



Single entry

WS 1.5-DB

UL vs CE RoHS REACH

	U [V]	I [A]	Wire size
IEC 60947-7-1	800	17.5	0.2-1.5mm ²
UL 1059	300	10	28-16AWG


型号 Type	I _{max}	Purchase Pkt.
WS2.5T-END-CO		100
D-WS2.5-END-CO		100
WFA-DIN15	16A	200
SSA		100
SSB		50
ZW5		
	10/32/4	
	22	
	24/2.5	
	0.2-1.5/0.2-1.5	
	-	
	8-9	
	PA	
	V0	

说明 Specification
端子, 可安装在 Terminal block, for mounting
端板 Cover
跨接件 Comb Type Jumper Bar
支撑轨适配器 Mounting Adapter With Screw
测试插头适配器 Test Plug Adapter
测试插头 Test Plug
标记条 ZackStrip
Technical data
尺寸 Dimensions
厚度/宽度/端板厚度 T/W/End plate [mm]
高度 Height [mm]
技术参数符合IEC/DIN VDE 标准
Technical data in accordance with IEC/DIN VDE
最大额定工作电流/截面积
Maximum load current/cross section [A]/[mm ²]
接线容量 Connection capacity
带管状裸端头/管状预绝缘端头的柔性导线
Stranded with ferrule without/with plastic sleeve [mm ²]
带TWIN管状预绝缘端头的柔性导线
Stranded with TWIN ferrule with plastic sleeve [mm ²]
General data
剥线长度 Stripping length [mm]
绝缘材料 Insulating material
根据UL 94所确定的材料等级 Inflammability class acc. to UL 94

型号 Type	I _{max}	Purchase Pkt.
WS1.5-DB		150
D-WS1.5-DB		200
WFA-WS1.5-DB	10A	25
WHH-WS1.5-DB		200
WCC-WS1.5-DB		100
SSB		50
DEK5		
	5/25/2.5	
	17	
	17.5/1.5	
	0.2-1.5/0.2-1.5	
	0.5	
	8-9	
	PA	
	V0	

WS SERIES

WS Miniature types side-entry



Double entry

WS 1.5T-DB

UL[®] US CE RoHS REACH

	U [V]	I [A]	Wire size
IEC 60947-7-1	800	17.5	0.2-1.5mm ²
UL 1059	300	10	28-16AWG



Single entry

WS 2.5-DB

UL[®] US CE RoHS REACH

	U [V]	I [A]	Wire size
IEC 60947-7-1	800	24	0.2-2.5mm ²
UL 1059	300	15	28-14AWG

说明 Specification

端子, 可安装在
Terminal block, for mounting

端板 Cover

跨接件 Comb Type Jumper Bar

支撑轨适配器 Mounting Adapter With Screw

测试插头适配器 Test Plug Adapter

测试插头 Test Plug

标记条 ZackStrip



型号

Type

I_{max}

Purchase Pkt.

WS1.5T-DB		150
D-WS1.5-DB		200
WFA-WS1.5-DB	10A	25
WHH-WS1.5-DB		200
WCC-WS1.5-DB		100
SSB		50
DEK6		

型号

Type

I_{max}

Purchase Pkt.

WS2.5-DB		100
D-WS2.5-DB		200
WFA-WS2.5-DB	16A	25
WHH-WS1.5-DB		200
WCC-WS1.5-DB		100
SSB		50
DEK6		

Technical data

尺寸 Dimensions

厚度/宽度/端板厚度 T/W/End plate [mm]

高度 Height [mm]

技术参数符合IEC/DIN VDE 标准

Technical data in accordance with IEC/DIN VDE

最大额定工作电流/截面积

Maximum load current/cross section [A]/[mm²]

接线容量 Connection capacity

带管状裸端头/管状预绝缘端头的柔性导线

Stranded with ferrule without/with plastic sleeve [mm²]

带TWIN管状预绝缘端头的柔性导线

Stranded with TWIN ferrule with plastic sleeve [mm²]

General data

剥线长度 Stripping length [mm]


绝缘材料 Insulating material

根据UL 94所确定的材料等级 Inflammability class acc. To UL 94

8/25/2.5		
17		
17.5/1.5		
0.2-1.5/0.2-1.5		
0.5		
8-9	PA	V0

6/28/2.5		
18		
24/2.5		
0.2-2.5/0.2-2.5		
0.5		
8-9	PA	V0

WS Series



Double entry

WS 2.5T-DB

UL US CE RoHS REACH


	U [V]	I [A]	Wire size
IEC 60947-7-1	800	24	0.2-2.5mm ²
UL 1059	300	15	28-14AWG

型号 Type	I _{max}	Purchase Pkt.
WS2.5T-DB		100
D-WS2.5-DB		200
WFA-WS2.5-DB	16A	25
WHH-WS1.5-DB		200
WCC-WS1.5-DB		100
SSB		50
DEK6		

10/28/2.5		
18		
24/2.5		
0.2-2.5/0.2-2.5		
0.5		
8-9		
PA		
V0		

说明 Specification
端子, 可安装在 Terminal block, for mounting
端板 Cover
跨接件 Comb Type Jumper Bar
支撑轨适配器 Mounting Adapter With Screw
测试插头适配器 Test Plug Adapter
测试插头 Test Plug
标记条 ZackStrip

Technical data	
尺寸 Dimensions	
厚度/宽度/端板厚度 T/W/End plate	[mm]
高度 Height	[mm]
技术参数符合IEC/DIN VDE 标准 Technical data in accordance with IEC/DIN VDE	
最大额定工作电流/截面积 Maximum load current/cross section	[A]/[mm ²]
接线容量 Connection capacity	
带管状裸端头/管状预绝缘端头的柔性导线 Stranded with ferrule without/with plastic sleeve	[mm ²]
带TWIN管状预绝缘端头的柔性导线 Stranded with TWIN ferrule with plastic sleeve	[mm ²]
General data	
剥线长度 Stripping length	[mm]
绝缘材料 Insulating material	
根据UL 94所确定的材料等级 Inflammability class acc. to UL 94	



Single entry

WS1.5-DB-10A


CE RoHS REACH

	U [V]	I [A]	Wire size
IEC 60947-7-1	400	17.5	0.2-1.5mm ²
UL 1059	300	10	28-16AWG

型号 Type	I _{max}	Purchase Pkt.
WS1.5-DB-10A		150
D-WS1.5-DB		200
WFA-WS1.5-DB	10A	25
WHH-WS1.5-DB		200
WCC-WS1.5-DB		100
SSB		50
DEK5		

5/25/2.5		
17		
17.5/1.5		
0.2-1.5/0.2-1.5		
0.5		
8-9		
PA		
V0		

WS SERIES










Single entry








WS2.5-DB-10A

CE RoHS REACH

	U [V]	I [A]	Wire size
IEC 60947-7-1	500	24	0.2-2.5mm ²
UL 1059	300	15	28-14AWG

说明 Specification	
端子, 可安装在 Terminal block, for mounting	
端板 Cover	
跨接件 Comb Type Jumper Bar	
支撑轨适配器 Mounting Adapter With Screw	
测试插头适配器 Test Plug Adapter	
测试插头 Test Plug	
标记条 ZackStrip	

型号 Type	I _{max}	Purchase Pkt.
WS2.5-DB-10A		100
D-WS2.5-DB		200
WFA-WS2.5-DB	16A	25
WHH-WS1.5-DB		200
WCC-WS1.5-DB		100
SSB		50
DEK5		

说明 Specification	
端子, 可安装在 Terminal block, for mounting	
端板 Cover	
跨接件 Comb Type Jumper Bar	
支撑轨适配器 Mounting Adapter With Screw	
测试插头适配器 Test Plug Adapter	
测试插头 Test Plug	
标记条 ZackStrip	

WS SERIES

Technical data	
尺寸 Dimensions	
厚度/宽度/端板厚度 T/W/End plate	[mm]
高度 Height	[mm]
技术参数符合IEC/DIN VDE 标准 Technical data in accordance with IEC/DIN VDE	
最大额定工作电流/截面积 Maximum load current/cross section	[A]/[mm ²]
接线容量 Connection capacity	
带管状裸端头/管状预绝缘端头的柔性导线 Stranded with ferrule without/with plastic sleeve	[mm ²]
带TWIN管状预绝缘端头的柔性导线 Stranded with TWIN ferrule with plastic sleeve	[mm ²]
General data	
剥线长度 Stripping length	[mm]
绝缘材料 Insulating material	PA
根据UL 94所确定的材料等级 Inflammability class acc. To UL 94	V0

	6/28/2.5
	18
	24/2.5
	0.2-2.5/0.2-2.5
	0.5
	8-9
	PA
	V0

Technical data	
尺寸 Dimensions	
厚度/宽度/端板厚度 T/W/End plate	[mm]
高度 Height	[mm]
技术参数符合IEC/DIN VDE 标准 Technical data in accordance with IEC/DIN VDE	
最大额定工作电流/截面积 Maximum load current/cross section	[A]/[mm ²]
接线容量 Connection capacity	
带管状裸端头/管状预绝缘端头的柔性导线 Stranded with ferrule without/with plastic sleeve	[mm ²]
带TWIN管状预绝缘端头的柔性导线 Stranded with TWIN ferrule with plastic sleeve	[mm ²]
General data	
剥线长度 Stripping length	[mm]
绝缘材料 Insulating material	PA
根据UL 94所确定的材料等级 Inflammability class acc. To UL 94	V0

WS Series



Single entry

WS 4-DB

CE RoHS REACH

	U [V]	I [A]	Wire size
IEC 60947-7-1	630	32	0.2-4mm ²
UL 1059	300	20	28-12AWG

型号 Type	I _{max}	Purchase Pkt.
WS4-DB		95
D-WS4-DB		100
WFA-WS4-DB	16A	25
WHH-WS1.5-DB		200
SSB DEK6		50

7/33.5/2.5 23
32/4
0.2-4/0.2-4
0.5-1
8-9 PA V0



Double entry



WS 4T-DB

CE RoHS REACH

	U [V]	I [A]	Wire size
IEC 60947-7-1	630	32	0.2-4mm ²
UL 1059	300	20	28-12AWG

型号 Type	I _{max}	Purchase Pkt.
WS4T-DB		50
D-WS4-DB		100
WFA-WS4-DB	16A	25
WHH-WS1.5-DB		200
SSB DEK6		50

12/33.5/2.5 23
32/4
0.2-4/0.2-4
0.5-1
8-9 PA V0




Single entry

WS2.5-DB-20A

CE RoHS REACH

	U [V]	I [A]	Wire size
IEC 60947-7-1	500	24	0.2-2.5mm ²
UL 1059	300	15	28-14AWG

The items marked " () " are the parts under developing.


WS2.5/T-DB-20A/30A系列小型接线端子，结合了构造紧凑，占用空间小，节省了布线空间和费用。在WS2.5-DB的基础上，新增了辅助按钮设备，可以方便快捷的接线，大大节省了接线时间，提高安装效率。带固定脚型既可安装于V型导轨上，又可安装在固定板上（孔径 ϕ 3.3mm），安装板需保持平滑无毛刺，以保证安装通畅。绝缘件采用尼龙66，具有良好的韧性和阻燃性，压线框材料采用进口高质量镍铬弹簧钢（CrNi），它有着高的抗拉强度和被多年实际经验所证明的高抗腐蚀能力，提供潮湿，盐雾等恶劣环境下的长期保护，产品设计符合IEC60947、IEC60079、UL1059、UL486E、CSA C22.2 No. 158等国际标准。

WS2.5/T-DB-20A/30A series miniature terminal block, compact design, save space, cost saving. Based on WS2.5-DB, new auxiliary push button is added. easy connection, save time and higher efficiency. Suitable for both v-type rail connection and fixed plate connection (hole diameter ϕ 3.3mm). The surface of fixed plate should be kept smooth and no fur so that the installation can finished smoothly. The insulation parts is nylon 66, good strength and flammability. The metal parts is imported high quality CrNi spring steel, good strength and anti-corrosion performance which can offer long term protection in such severe environments as humid and salt fog. Our products design conforms to international standards such as IEC60947, IEC60079, UL1059, UL486E, CSA C22.2 No. 158

说明 Specification		
端子, 可安装在  Terminal block, for mounting 		
端板 Cover 		
跨接件 Comb Type Jumper Bar 		
支撑轨适配器 Mounting Adapter With Screw 		
测试插头适配器 Test Plug Adapter 		
测试插头 Test Plug 		
标记条 ZackStrip 		
Technical data		
尺寸 Dimensions		
厚度/宽度/端板厚度 T/W/End plate [mm]		6/28/2.5
高度 Height [mm]		18
技术参数符合IEC/DIN VDE 标准		
Technical data in accordance with IEC/DIN VDE		
最大额定工作电流/截面积		
Maximum load current/cross section [A]/[mm ²]		24/2.5
接线容量 Connection capacity		
带管状裸端头/管状预绝缘端头的柔性导线 Stranded with ferrule without/with plastic sleeve [mm ²]		0.2-2.5/0.2-2.5
带TWIN管状预绝缘端头的柔性导线 Stranded with TWIN ferrule with plastic sleeve [mm ²]		0.5
General data		
剥线长度 Stripping length [mm]		8-9
绝缘材料 Insulating material		PA
根据UL 94所确定的材料等级 Inflammability class acc. To UL 94		V0

型号 Type	I _{max}	Purchase Pkt.
WS2.5-DB-20A		100
D-WS2.5-DB		200
WFA-WS2.5-DB	16A	25
WHH-WS1.5-DB		200
WCC-WS1.5-DB		100
SSB		50
DEK6		

WS Series



Double entry


WS2.5T-DB-20A

CE RoHS REACH

	U [V]	I [A]	Wire size
IEC 60947-7-1	500	24	0.2-2.5mm ²
UL 1059	300	15	28-14AWG

型号 Type	I _{max}	Purchase Pkt.
WS2.5T-DB-20A		100
D-WS2.5-DB		200
WFA-WS2.5-DB	16A	25
WHH-WS1.5-DB		200
WCC-WS1.5-DB		100
SSB		50
DEK6		

10/28/2.5 18
24/2.5
0.2-2.5/0.2-2.5 0.5
8-9 PA V0



Single entry


WS2.5-DB-30A

CE RoHS REACH

	U [V]	I [A]	Wire size
IEC 60947-7-1	500	24	0.2-2.5mm ²
UL 1059	300	15	28-14AWG

型号 Type	I _{max}	Purchase Pkt.
WS2.5-DB-30A		100
D-WS2.5-DB		200
WFA-WS2.5-DB	16A	25
WHH-WS1.5-DB		200
WCC-WS1.5-DB		100
SSB		50
DEK6		

6/28/2.5 18
24/2.5
0.2-2.5/0.2-2.5 0.5
8-9 PA V0



Double entry

WS2.5T-DB-30A

CE RoHS REACH

	U [V]	I [A]	Wire size
IEC 60947-7-1	500	24	0.2-2.5mm ²
UL 1059	300	15	28-14AWG

型号 Type	I _{max}	Purchase Pkt.
WS2.5T-DB-30A		100
D-WS2.5-DB		200
WFA-WS2.5-DB	16A	25
WHH-WS1.5-DB		200
WCC-WS1.5-DB		100
SSB		50
DEK6		

10/28/2.5 18
24/2.5
0.2-2.5/0.2-2.5 0.5
8-9 PA V0

WS SERIES



D-PC1.5 → PC1.5, PC2.5B
D-PC2.5 → PC2.5, PC4, PC6, PC10
D-PC16 → PC16



D-PC2.5-TW → PC2.5-TW, PC4-TW



D-PCDK2.5 → PCDK2.5, PCDK4



D-PC2.5-RE → PC2.5-RE, PC4-RE



D-PCKK2.5 → PCKK2.5, PCKK4
D-PCKKB2.5 → PCKKB2.5, PCKKB4
D-PCKKB10 → PCKKB10
D-PCKKB10/2.5 → PCKKB10/2.5



D-PCIK16 → PCIK16



D-PCMT2.5 → PCMT2.5



D-PCTK6 → PCTK6



D-PCTK6-BEN → PCTK6-BEN



D-PCMB2.5 → PCMB2.5, PCMB4
D-PCMB6/E → PCMB6/E



E-PC → NS35/7.5, NS35/15, NS-32



ZB4 → PC1.5, PC1.5-PE
ZB5 → PC2.5, PC2.5-PE, PCDK2.5, PCDK2.5-PE
PCKK2.5, PC2.5-TW, PC2.5-TW-PE, PCMT2.5,
PC2.5-RE, PC2.5-RE-PE, PCMB2.5, PCMB2.5-PE
ZB6 → PC2.5B, PC4, PC4-PE, PCDK4, PCDK4-PE
PCKK4, PC4-TW, PC4-TW-PE, PCMT4, PC4-RE,
PC4-RE-PE, PCMB4, PCMB4-PE




ZB8 → PC6, PC6-PE, PC4-HE, PC10-DR, PCTK6
PCTK6-BEN, PCMB6/E, PCMB6/E-PE
ZB10 → PC10, PC16, PC35, PC50, PC95, PC150,
PC240, PC10-PE, PC16-PE, PC35-PE,
PC50-PE, PC95-PE, PCIK16, PCIK16-PE,
PCIK35, PCIK35-PE



TS-KK3 → PC2.5B, PCDK2.5, PCDK4, PCKK2.5,
PCKK4
TS-K → PC2.5, PC4, PC6, PC10, PC35, PCIK16,
PCIK35




ATP-PC → PC1.5, PC2.5B, PC2.5, PC4, PC6,
PC10, PC16
TP-PC35 → PC35



EB10-5 → PC2.5, PCDK2.5, PCKK2.5, PCMB2.5
EB10-6 → PC2.5B, PC4, PCDK4, PCKK4, PCMB4
EB10-8 → PC6, PC4-HE
EB10-10 → PC10
EB10-12 → PC16, PC10-DR, PCIK16
EB10-15 → PC35, PCIK35

Din rail terminal blocks



PC Series



PC Series



DBE-1 → NS35/7.5, NS35/15, NS-32



PC Series



PC Series




PC Series




PC Series



PC Series



FBRI 10-4N → PC1.5
 FBRI 10-5N → PC2.5, PCDK2.5, PCKK2.5
 FBI 10-6 → PC2.5B, PC4, PCDK4, PCKK4
 FBI 10-8 → PC6
 FBI 10-10 → PC10
 FBI 10-12 → PC16, PC10-DR, PCIK16
 FBI 3-15 → PC35, PCIK35



FB2/3/5/10-RTK/S → PCTK6



PC Series



D-MK2.5 → MK2.5
 D-MK4 → MK4, MK6, MK10
 D-MK16 → MK16
 D-MK35 → MK35



D-MK4Q → MK4Q, MK4QV



D-MKTQ6 → MKTQ6



D-MKK1 → MKK1, MKK1/LD




E-MK → NS35/7.5, NS35/15



DEK5, DEK6

DEK5 → MK2.5, MK2.5-PE, MK4Q, MK4QV
 DEK6 → MK4, MK6, MK10, MK16, MK35, MK70,
 MK4-PE, MK6-PE, MK10-PE, MK16-PE,
 MK35-PE, MKTQ6, MKK1, MKK1/LD



Q 10-2.5B
 Q 10-2.5 Q 10-4
 Q 10-6 Q 10-10
 Q 10-16 Q 10-35

Q10-2.5 → MK2.5
 Q10-4 → MK4, MK4Q, MK4QV
 Q10-6 → MK6, MKTQ6
 Q10-10 → MK10
 Q10-16 → MK16
 Q10-35 → MK35



MK Series



TSCH1

TSCH1 → MK2.5, MK4, MK6, MK10, MK16, MK35,
 MK70



D-WS1.5, D-WS2.5
 D-WS4, D-WS6
 D-WS10, D-WS16

D-WS1.5 → WS1.5, WS1.5-PE
 D-WS2.5 → WS2.5, WS2.5-PE
 D-WS4 → WS4, WS4-PE
 D-WS6 → WS6, WS6-PE
 D-WS10 → WS10, WS10-PE
 D-WS16 → WS16, WS16-PE



D-WS1.5-TW, D-WS2.5-TW
 D-WS4-TW, D-WS6-TW
 D-WS10-TW, D-WS16-TW

D-WS1.5-TW → WS1.5-TW, WS1.5-TW-PE
 D-WS2.5-TW → WS2.5-TW, WS2.5-TW-PE
 D-WS4-TW → WS4-TW, WS4-TW-PE
 D-WS6-TW → WS6-TW, WS6-TW-PE
 D-WS10-TW → WS10-TW, WS10-TW-PE
 D-WS16-TW → WS16-TW, WS16-TW-PE



D-WS1.5-SD, D-WS2.5-SD
 D-WS4-SD, D-WS6-SD
 D-WS10-SD, D-WS16-SD

D-WS1.5-SD → WS1.5-SD
 D-WS2.5-SD → WS2.5-SD, WS2.5-SD-PE
 D-WS4-SD → WS4-SD, WS4-SD-PE
 D-WS6-SD → WS6-SD, WS6-SD-PE
 D-WS10-SD → WS10-SD, WS10-SD-PE
 D-WS16-SD → WS16-SD, WS16-SD-PE



D-WS2.5-MID-CO

D-WS2.5-MID-CO → WS2.5-DIN15,
 WS2.5-DIN35,
 WS2.5-MID-CO
 WS2.5T-DIN15,
 WS2.5T-DIN35,
 WS2.5T-MID-CO



D-WS1.5-QU, D-WS2.5-QU
 D-WS4-QU

D-WS1.5-QU → WS1.5-QU, WS1.5-QU-PE
 D-WS2.5-QU → WS2.5-QU, WS1.5-QU-PE
 D-WS4-QU → WS4-QU, WS4-QU-PE



D-WS2.5P

D-WS2.5P → WS2.5P



D-WS1.5-QU-100A

D-WS1.5-QU-100A → WS1.5-QU-100A



D-WS2.5-TW-TA
 D-WS4-TW-TA

D-WS2.5-TW-TA → WS2.5-TW-TA, WS2.5-TW-TA-PE
 D-WS4-TW-TA → WS4-TW-TA, WS4-TW-TA-PE



D-WS4-QU-TA

D-WS4-QU-TA → WS4-QU-TA



D-WS2.5-END-CO

D-WS2.5-END-CO → WS2.5-END-CO
 WS2.5T-END-CO



D-WS1.5-DB
 D-WS2.5-DB
 D-WS4-DB

D-WS1.5-DB → WS1.5-DB, WS1.5T-DB
 D-WS2.5-DB → WS2.5-DB, WS2.5T-DB
 D-WS4-DB → WS4-DB, WS4T-DB



WHH-WS1.5-DB

WHH-WS1.5-DB → WS1.5-DB, WS1.5T-DB
 WS2.5-DB, WS2.5T-DB
 WS4-DB, WS4T-DB

Din Rail Terminal Blocks



E-WS

E-WS → NS35/7.5, NS35/15



E-WS-DIN15

E-WS-DIN15 → WS2.5-DIN15, WS2.5T-DIN15
PCMB2.5, PCMB 4



DEK 4, DEK 5, DEK 6

DEK4 → WS1.5, WS1.5-PE, WS1.5-TW, WS1.5-TW-PE,
WS1.5-QU, WS1.5-QU-PE, WS1.5-DB, WS1.5T-DB
DEK5 → WS2.5, WS2.5-PE, WS2.5-TW, WS2.5-TW-PE,
WS2.5-QU, WS2.5-QU-PE, WS2.5-DB, WS2.5T-DB
DEK6 → WS4, WS4-PE, WS4-TW, WS4-TW-PE, WS4-QU,
WS4-QU-PE, WS4-DB, WS4T-DB



ZW 5

WS2.5-DIN15, WS2.5T-DIN15
ZW 5 → WS2.5-DIN35, WS2.5T-DIN35
WS2.5-MID-CO, WS2.5T-MID-CO



ZB4, ZB5, ZB6

ZB4 → WS1.5, WS1.5-TW, WS1.5-QU, WS1.5-LD,
WS1.5-TW-LD, WS1.5-QU-LD, WS1.5-QU-100A
ZB5 → WS2.5, WS2.5-TW, WS2.5-QU, WS2.5-LD,
WS2.5-TW-LD, WS2.5-QU-LD
ZB6 → WS4, WS4-TW, WS4-QU, WS4-LD,
WS4-TW-LD, WS4-QU-LD



ZB6, ZB8, ZB10

ZB6 → WS4-SD, WS4-SD-PE
ZB8 → WS6, WS6-PE, WS6-TW, WS6-TW-PE,
WS6-SD, WS6-SD-PE, WS6-HE, WS6-RE
ZB10 → WS10, WS10-PE, WS10-TW, WS10-TW-PE,
WS16, WS16-PE, WS16-TW, WS16-TW-PE,
WS10-SD, WS10-SD-PE, WS16-SD,
WS16-SD-PE, WSK6, WSK6-ED, E-WS



WFA 1.5 WFA 2.5 WFA 4
WFA 6 WFA 10 WFA 16

WFA1.5 → WS1.5, WS1.5-TW, WS1.5-QU, WS1.5-SD...
WFA2.5 → WS2.5, WS2.5-TW, WS2.5-QU, WS2.5-SD...
WFA4 → WS4, WS4-TW, WS4-QU, WS4-SD...
WFA6 → WS6, WS6-TW, WS6-SD...
WFA10 → WS10, WS10-TW, WS10-SD...
WFA16 → WS16, WS16-TW, WS16-SD...



WFB 1.5 WFB 2.5 WFB 4
WFB 6 WFB 10 WFB 16

WFB1.5 → WS1.5, WS1.5-TW, WS1.5-QU, WS1.5-SD...
WFB2.5 → WS2.5, WS2.5-TW, WS2.5-QU, WS2.5-SD...
WFB4 → WS4, WS4-TW, WS4-QU, WS4-SD...
WFB6 → WS6, WS6-TW, WS6-SD...
WFB10 → WS10, WS10-TW, WS10-SD...
WFB16 → WS16, WS16-TW, WS16-SD...



WFC 1.5 WFC 2.5 WFC 4
WFC 6 WFC 10 WFC 16

WFC1.5 → WS1.5, WS1.5-TW, WS1.5-QU, WS1.5-SD...
WFC2.5 → WS2.5, WS2.5-TW, WS2.5-QU, WS2.5-SD...
WFC4 → WS4, WS4-TW, WS4-QU, WS4-SD...
WFC6 → WS6, WS6-TW, WS6-SD...
WFC10 → WS10, WS10-TW, WS10-SD...
WFC16 → WS16, WS16-TW, WS16-SD...



WFE

WS2.5T-DIN15 WS2.5T-DIN35
WS2.5T-DB-10A/20A/30A
WS2.5T-MID-CO/10A



TTA 1.5 TTA 2.5 TTA 4
TTA 6 TTA 10 TTA 16

TTA1.5 → WS1.5, WS1.5-TW, WS1.5-QU, WS1.5-SD...
TTA2.5 → WS2.5, WS2.5-TW, WS2.5-QU, WS2.5-SD...
TTA4 → WS4, WS4-TW, WS4-QU, WS4-SD...
TTA6 → WS6, WS6-TW, WS6-SD, WS6-SD-PE...
TTA10 → WS10, WS10-TW, WS10-SD...
TTA16 → WS16, WS16-TW, WS16-SD...



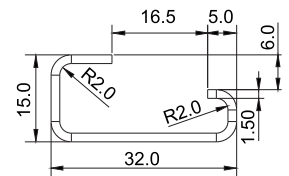
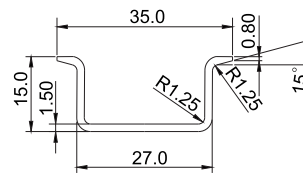
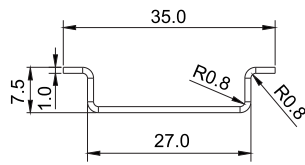
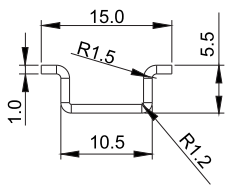
EEA 1.5 EEA 2.5 EEA 4
EEA 6 EEA 10 EEA 16


EEA1.5 → WS1.5, WS1.5-TW, WS1.5-QU, WS1.5-SD...
EEA2.5 → WS2.5, WS2.5-TW, WS2.5-QU, WS2.5-SD...
EEA4 → WS4, WS4-TW, WS4-QU, WS4-SD...
EEA6 → WS6, WS6-TW, WS6-SD, WS6-SD-PE...
EEA10 → WS10, WS10-TW, WS10-SD...
EEA16 → WS16, WS16-TW, WS16-SD...



SSB

WS Series




The items marked " () " are the parts under developing

RoHS
COMPLIANT




如需以下目录，请联系我们。


If you need the following catalogues, please feel free to contact us.




General Catalogue



Euro Terminal Block



American Terminal Block



TERMINAL BLOCK



OEM/ODM



宁波高正电子有限公司

地址: 中国宁波慈溪逍林大道1585号

邮编: 315321

电话: +86-574-63504041

传真: +86-574-63502700

E-mail: info@degson.com

www.degson.com

DEGSON ELECTRONICS CO.,LTD.

Add: NO.1585 XIAOLIN ROAD CIXI

NINGBO CHINA


P.C.: 315321

Tell: +86-574-63510770 63504258

Fax: +86-574-63508989

E-mail: sale@degson.com

www.degson.com



DEGSON Official Distributor:

样本仅供参考，具体数据以本公司提供的规格书为准！

The catalog is only for reference, and the detail data must be based on our company's specification!