

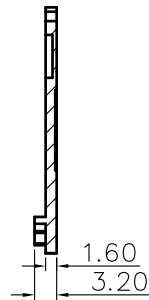
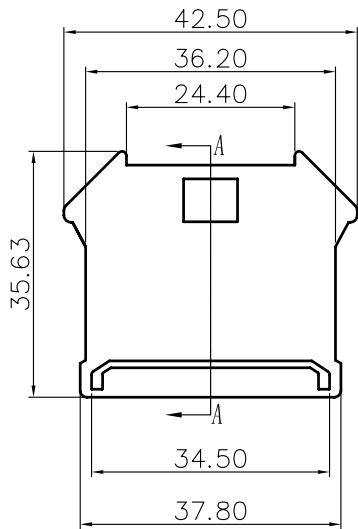

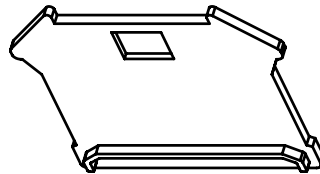


REVISION RECORD				
REV	ECN	DESCRIPTION	DRFT	DATE

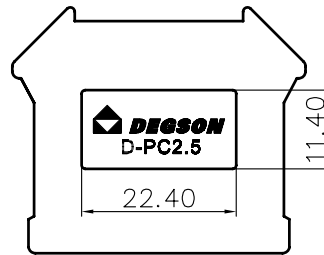
NOTES:

- 1.DIMENSION SHALL BE INTERPRETED PER ASME Y14.5-2009.
- 2.PLASTIC: PA66
- 3.UNDIMENSIONED TOLERANCES:




Pitch range in mm		Nominal dimension range in mm						—
to	over	to	over	to	over	to	over	 
6	6 to 10	10 to 24	30 to 60	60 to 100	100 to 150	150	1.0	
±0.10	±0.15	±0.25	±0.2	±0.3	±0.5	±0.7	±1.0	0.05/10



Section A-A



1	PC2.5-COVER	6004C0Y01A	PA66	UL94V-0	
ITEM	NAME OF PART	NO. OF PART	Q"TY	MATERIAL	NOTES

DETACHED LISTS	 MM (INCH)		MATERIAL:		 DEGSON®	
	TOLERANCES EXCEPT AS NOTED		FINISH:			
	.X ±	.X" ±	PART NO.:		NAME:	
	.XX ±	.XX" ±	APPD:		TITLE: ASSEMBLY DRAWING	
.XXX ±	.XXX" ±	DRAWING NO.: D-PC2.5-E01				
ANGLES ± 1°		CHKD:		REV	TO	
 THIRD ANGLE PROJECTION		DRFT: LIN 05/29/06"		DO NOT SCALE DRAWING	SCALE N/A	
				SHEET	1/1	