

LA6

Signal Tower



- LED**
- 11 Alarm Sounds**
- 85dB at 1m**
- IP65 (B Type:IP54)**
- Φ60**

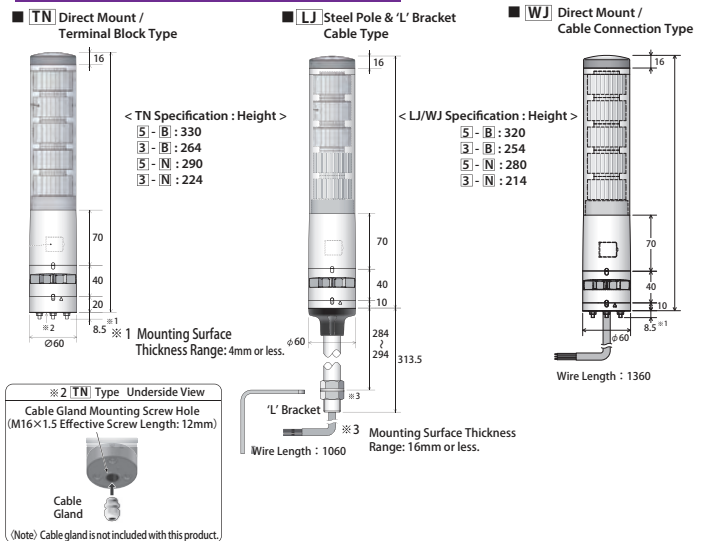


Display a variety of colors in various ways to improve your processes.

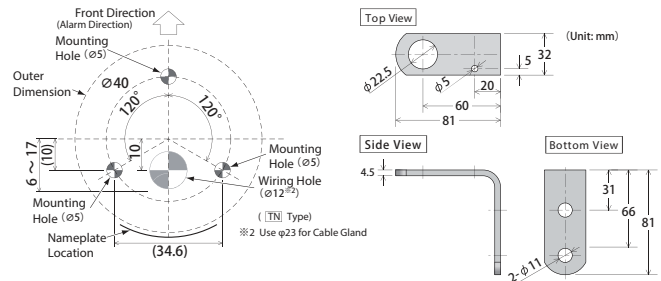
FEATURES

- Indicate abnormal conditions with a variety of color patterns. Can freely set up multiple colors. For example, a serious condition can be indicated with the "All-point Lighting" where the entire signal tower is the same color, thus conveying important information.
- Use "Operating Modes" to enhance a visual status condition. The downloadable program can be used to make patterns change at set intervals so the signal tower can be used to count time or set a pace.
- Simple and easy to use complimentary programming software. The downloadable complimentary programming software can be used to easily control which colors are displayed and how they are to behave.

Dimensions (Unit: mm)



'L' Bracket Dimensional Drawing



How to Order

Signal Tower LA6- ① D ② ③ ④ - ⑤

Example: LA6-5DTNUB-RYGBC

- LED Tiers...5
- Body Color...Silver
- Flashing-Alarm...with Flash and Alarm
- Mounting/Wiring...Direct Mount/Terminal Buss
- Color...Red/Amber/Green/Blue/White

① LED Tiers 3: 3 Tiers 5: 5 Tiers	② Mounting/Wiring W: Direct/Cable TN: Direct/Terminal LJ: Steel Pole & Angle/Cable	③ Body Color W: Off-white U: Silver	④ Flashing/Alarm B: With N: Without	⑤ Color RYG: 3 Tiers RYGBC: 5 Tiers
---	---	---	---	---

※ The LED light color for each tier can be changed after purchase. ※ LJ type does not have a "U" (Silver) specification.



An internal Mode Switch is available.
Use the internal mode switch to easily set up various functions, such as the alarm volume.



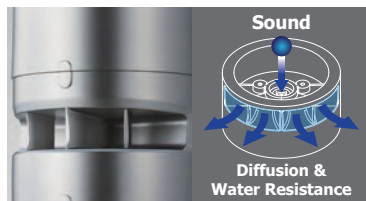
A new lens design optimizes visibility.
The newly developed lens design efficiently diffuses LED light so that it is unmistakably visible, even from great distances.



Freely change luminescence colors and patterns with editing software.

Upload colors and patterns using the editing program to the signal tower using an USB cable* connected to a PC.

*The USB cable is sold separately (USB microB type with Charging/ Data Transfer capability).



The alarm has a total of 11 sounds to match various applications.

The water-resistant speaker design is able to play clear sounds of up to 85 dB (at 1m) despite it's compact size. Alarm sounds can be set up with every display pattern.



Replacement Parts



Headcover
(Off-white) B31310001-7F1
(Silver) B31310001-9F1



USB Port Cover
(Off-white) B22100071-7F1
(Silver) B22100071-9F1



Waterproof Ring 'B'
B25110042-F1

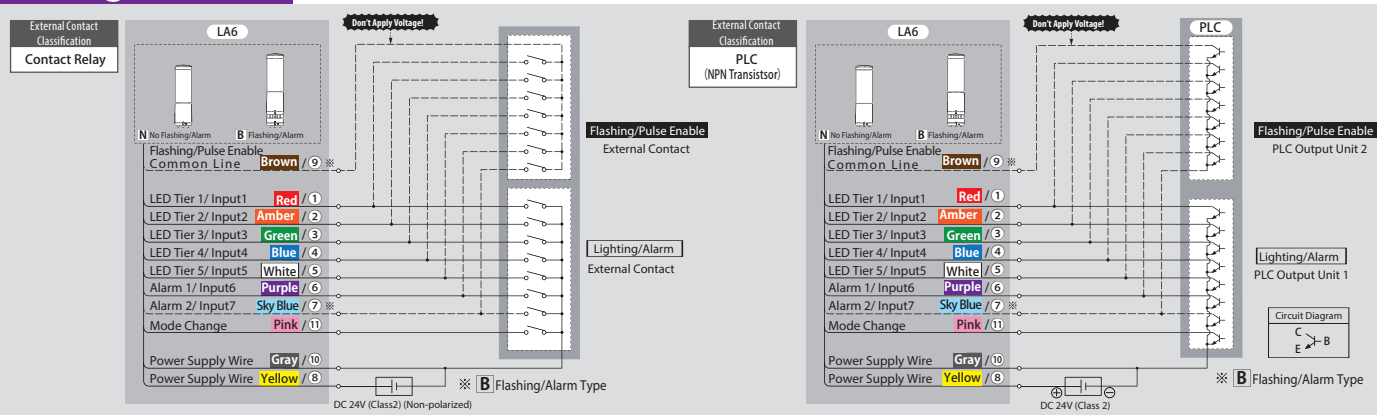


Pole Bracket
(Off-white) B22210134-7F1



Waterproof O-ring
B25110047-F1

Wiring




Specifications

Model		LA6-□D□□□□□					
Rated Voltage		DC24 V					
Operating Voltage Range		±10% of Rated Voltage					
Rated Power Consumption	Standard	LA6-5 D□□N-RYGBC	5W		LA6-5 D□□B-RYGBC	6.5W	
		LA6-3D□□N-RYG	3.5W		LA6-3D□□B-RYG	4.5W	
	Maximum	LA6-5 D□□N-YYYY	7W		LA6-5 D□□B-YYYY	8W	
		LA6-3D□□N-YYY	4.5W		LA6-3D□□B-YY	5.5W	
Test Condition		Power Consumption test with alarm set at Alarm Sound No.1 at maximum volume					
Signal Wire Current		Maximum 70mA					
Standby Current		Maximum 15mA					
Operating Ambient Temperature		-25□ to +60□					
Operating Humidity Range		Less than 90% RH (No Dew or Condensation)					
Storage Temperature Range		-25□ to +60□					
Storage Humidity Range		Less than 90% RH (No Dew or Condensation)					
Mounting Location		Indoor Only					
Mounting Direction		Upright/Inverted Direction					
Protection Rating		IP65 (With alarm: IP54) IEC 60529					
Test Condition		Installed in an upright position					
Vibration Resistance	LA6-□□LJ□□	Sweep Durability: Total amplitude: 0.3 mmp-p (10 - 57.5 Hz), Acceleration: 20.0 m/s ² (57.5 - 150 Hz) Fixed pitch durability: Acceleration 20.0 m/s ²					
	LA6-□□TN□□ LA6-□□WJ□□	Sweep Durability: Total amplitude 0.3 mmp-p (10 - 57.5 Hz), Acceleration: 20.0 m/s ² (57.5 - 150 Hz) Fixed Vibration Frequency Durability: Acceleration 10.0 m/s ²					
		JIS C 60068-2-6:2010					
	Test Condition		Tested while installed in an upright position				
Insulation Resistance		More than 1Mohm at DC500V between the power input lead and chassis.					
Withstand Voltage		500VAC for 1min between terminals and chassis without breaking insulation					
Display Color		red (1000 mcd) yellow (1700 mcd) green (2600 mcd) blue (1000 mcd) white (1250 mcd)					
(Typical Luminous Intensity)		Purple (800 mcd) pink (850 mcd) cyan (2150 mcd) lemon (2150 mcd) * Due to the characteristics of the LED elements, a variation in difference of the color tone and brightness of every product may occur.					
Flash Rate		60 ±2 fpm					
Alarm Sound (Typical Frequency)	No. 1	2400Hz Continuous beep sound		No. 2	2400Hz Rapid intermittent beep		
	No. 3	2400Hz Long intermittent beep		No. 4	2400Hz Fast intermittent beep		
	No. 5	3600Hz Continuous beep		No. 6	3600Hz Rapid intermittent beep		
	No. 7	3600Hz Long intermittent beep		No. 8	3600Hz Fast intermittent beep		
	No. 9	2400Hz & 3375Hz Multiplexed Beep		No. 10	2400Hz & 3600Hz Multiplexed Beep		
	No. 11	4000Hz & 4800Hz Multiplexed Beep					
Sound Level		Maximum: 85dB					
Test Condition		Alarm Sound No.1 measured from the front direction of the alarm opening at 1m					
Volume Control		The set up button is the fourth step (Factory Default: Maximum). [Maximum] -> [-5dB drop from maximum (standard)] -> [-10dB drop from maximum (standard)] -> [OFF] (-> Returns to [Maximum])					
Data Transfer Interface	Main Unit	USB micro-B Terminal Female USB2.0/1.1 Interface, Transmission Rate: USB2.0/1.1/1.0					
	Transfer Cable	Charge /Data Transfer Micro USB (not included); Connector: USB Male- USB (MicroB) male					
Application Software		Exclusive Application Software (Downloadable from our Homepage)					
Mass (Tolerance 10%)	LA6-3DTN□B	480g	LA6-3DLJ□B	980g	LA6-3DWJ□B	450g	
	LA6-3DTN□N	420g	LA6-3DLJ□N	930g	LA6-3DWJ□N	400g	
	LA6-5 DTN□B	590g	LA6-5 DLJ□B	1090g	LA6-5 DWJ□B	560g	
	LA6-5 DTN□N	530g	LA6-5 DLJ□N	1040g	LA6-5 DWJ□N	510g	
Compliance Standards	EMC Directive (EN 61000-6-4, EN 61000-6-2)			RoHS Directive (EN 50581)			
	UL508, CSA-C22.2 No.14			KC (KN 61000-6-4, KN 61000-6-2)			
	FCC Part 15 SubpartB Class A			CE Marking			
Remarks		UL Recognized Component (File No.E215660)					

Success Story


Case 1 Manage and control assembly line progress with "takt time visualization!"



Before

Uneven task completion!

Worker did not know how long it was taking to complete task, causing uneven progress of the entire assembly line and delays.

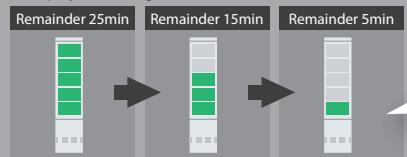


After

Visible progress --> Even completion!

Workers can pace themselves to complete their tasks on time. The entire line can move more evenly and delays are reduced.

■ Display remaining work time with the number of tiers



Task progress is understood in real time!

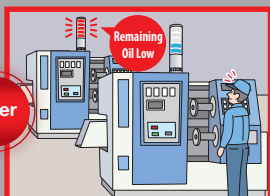
Case 2 Replenish with precise timing with "cutting fluid level visualization!"



Before

The amount of oil is unknown!

Cutting fluid level in the underground tank was unknown. Operators wasted a lot of time opening the tank to verify how much fluid was left.



After

The amount of oil is visible from a distance!

The amount of fluid in the tank could be determined with a glance, even from great distances, allowing quicker response to multiple machines, and improved operator productivity.

■ Remaining tank level indication



The status of the amount of oil can be seen at a glance from a distance!

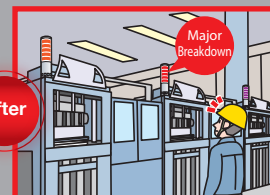
Case 3 Various machines can be monitored more precisely for abnormal conditions!



Before

An error condition is not understood!

Abnormalities for equipment was displayed and could be seen from a distance but its severity could not be determined unless extra time was taken to approach the machine.

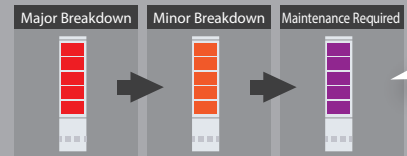


After

Various errors are now visible from a distance!

Now equipment can be checked for abnormalities at a glance from a distance, and when all tiers light up prompt attention can be given.

■ All tiers light-up for abnormal conditions.



According to color, each status can be seen at a glance from a distance!