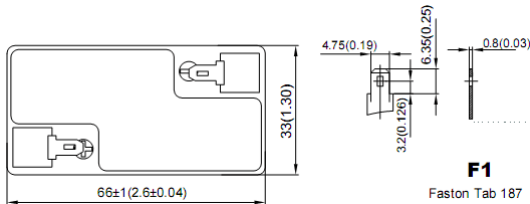
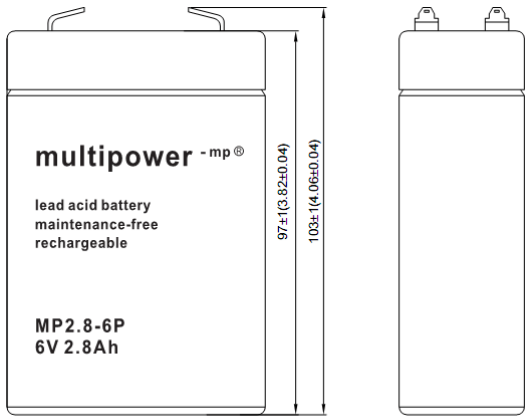


MP2,8-6P



F1
Faston Tab 187

Nominal Voltage(V) 6V

Nominal Capacity

20 hour rate	(0.140A to 5.4V)	2.80Ah
10 hour rate	(0.260A to 5.4V)	2.60Ah
5 hour rate	(0.470A to 5.25V)	2.35Ah
1 C	(2.8A to 4.8V)	1.49Ah
3 C	(8.4A to 4.8V)	0.98Ah

Weight Approx. 570g(1.26Lbs.)

Internal Resistance (at 1KHz) Approx. 30 mΩ

Maximum Discharge Current for

5 seconds: 42A

Charging Methods at 25°C(77°F)

Cycle use:	
Charging Voltage	7.20 to 7.50V
Coefficient	-15.0mv/°C/cell
Maximum Charging Current:	0.84 A
Standby use:	
Float Charging Voltage	6.75 to 6.90V
Coefficient	-10.0mv/°C/cell

Operating Temperature Range

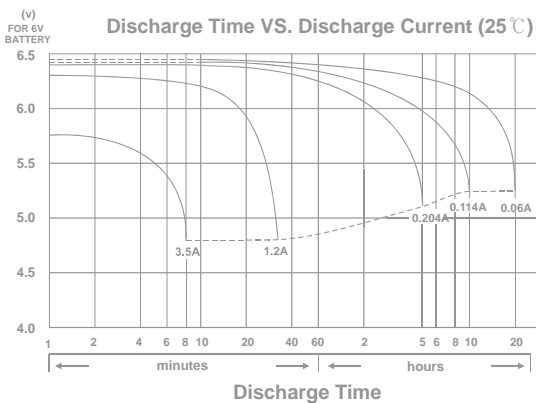
Charge	0°C(32°F) to 40°C(104°F)
Discharge	-15°C(5°F) to 50°C(122°F)
Storage	-15°C(5°F) to 40°C(104°F)

Charge Retention (shelf life) at 20°C(68°F)

1 month	92%
3 month	90%
6 month	80%

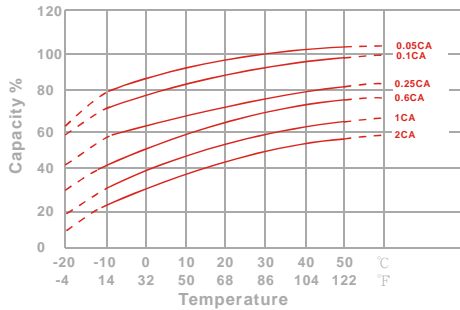
Case Material ABS
(UL94 HB flame retardant case / cover)

Terminal F1(Faston Tab 187)

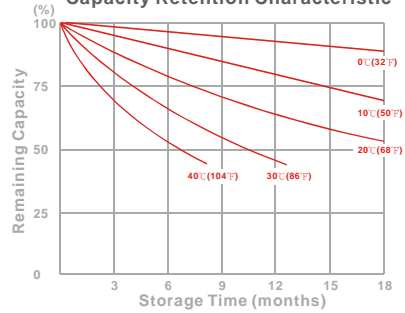


CHARACTERISTIC & PERFORMANCE DATA

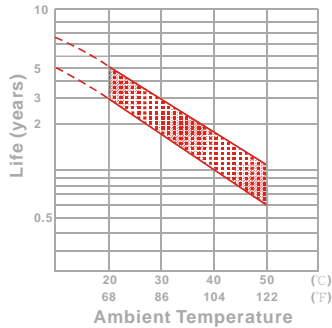
Effect of Temperature on Capacity 25°C(77°F)



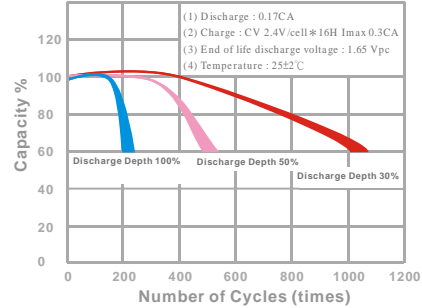
Capacity Retention Characteristic



Trickle (or float) Service Life



Cycle Service Life



- PERFORMANCE DATA

Discharge Rates in Watts to Various End Voltages at 25°C(77°F)

End Voltage		1.85V	1.80V	1.75V	1.70V	1.67V	1.65V	1.60V
5	min	10.1	12.3	14.4	16.2	16.8	17.6	18.2
10	min	7.14	8.43	9.44	10.3	10.7	10.9	11.3
15	min	5.94	6.83	7.47	8.01	8.25	8.37	8.62
30	min	4.2	4.61	4.89	5.1	5.20	5.27	5.37
60	min	2.66	2.85	2.99	3.09	3.14	3.2	3.25
120	min	1.64	1.73	1.79	1.86	1.90	1.9	1.94
180	min	1.25	1.31	1.35	1.38	1.40	1.41	1.43
240	min	1.03	1.08	1.11	1.13	1.16	1.14	1.17
300	min	0.879	0.911	0.93	0.947	0.961	0.964	0.978
600	min	0.507	0.522	0.528	0.534	0.540	0.539	0.545
1200	min	0.28	0.281	0.282	0.286	0.287	0.288	0.289

- Discharge Rates in Amperes to Various End Voltages at 25°C(77°F)

End Voltage		1.85V	1.80V	1.75V	1.70V	1.67V	1.65V	1.60V
5	min	5.38	6.61	7.83	8.89	9.34	9.8	10.3
10	min	3.75	4.47	5.06	5.58	5.81	6	6.25
15	min	3.09	3.58	3.95	4.28	4.47	4.52	4.72
30	min	2.15	2.38	2.54	2.67	2.75	2.78	2.86
60	min	1.35	1.46	1.53	1.6	1.64	1.66	1.7
120	min	0.826	0.878	0.916	0.953	0.981	0.981	1.01
180	min	0.629	0.662	0.685	0.707	0.725	0.725	0.743
240	min	0.517	0.544	0.561	0.575	0.589	0.587	0.601
300	min	0.439	0.458	0.47	0.482	0.492	0.493	0.503
600	min	0.251	0.26	0.265	0.27	0.274	0.274	0.278
1200	min	0.139	0.14	0.141	0.144	0.145	0.146	0.147

All data on the spec. sheet is an average value:

The tolerance range : $X < 6\text{min}$ (+15%~-15%), $6\text{min} \leq X < 10\text{min}$ (+12%~-12%), $10\text{min} \leq X < 60\text{min}$ (+8%~-8%), $X \geq 60\text{min}$ (+5%~-5%)