



■ Safety Approval

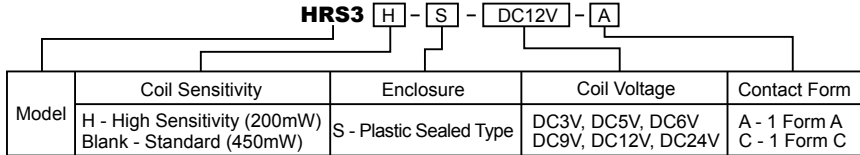
NO. 1063016(LR 109368)
 NO. CQC08002027611
 NO. E164730 NO. E322395
 NO. 50116132

■ Features

- Microminiature relay
Dimensions: 18.6×10.4×15.8(mm)
- Max.Switching capacity: 10A
- Contact: 1 Form A, 1 Form C



ORDERING INFORMATION



SPECIFICATION

CONTACT DATA

Contact Form	1 Form A, 1 Form C	
Contact Material	Ag Alloy	
Contact Rating	A: 10A 125VAC, 5A 250VAC/28VDC C: NO/NC: 5A/3A 250VAC/28VDC	
Contact Resistance	Max. 100mΩ (6VDC 1A)	
Load	Max. Switching Voltage	250VAC/28VDC
	Max. Switching Current	10A
	Max. Switching Power	1,250VA, 280W
	Min. Switching Load	5VDC, 100mA
Life	Electrical	100,000 operations
	Mechanical	10,000,000 operations

GENERAL DATA

Insulation Resistance		Min. 1000MΩ 500VDC
Dielectric Strength	Between open contacts	1,000VAC, 1min
	Between coil and contacts	A: 3,500VAC, 1 min C: 2,500VAC, 1 min
Operate Time		Max. 10ms
Release Time		Max. 5ms
Operating Temperature		-40°C to +85°C
Humidity		35~95%RH, +40°C
Shock Resistance	Endurance	1,000m/s ²
	Misoperation	100m/s ²
Vibration Resistance	Endurance	10~55Hz, 1.5mm double amplitude
	Misoperation	10~55Hz, 1.5mm double amplitude
Weight		Approximately 6.0g

Note:Data shown are of initial value

COIL DATA

Nominal Coil Power	200mW, 450mW
--------------------	--------------

SAFETY APPROVAL

File Number	Contact Form	Power Consumption	Coil Voltage	Contact Rating	Remarks
TUV 50116132	A/C	0.45W/0.2W	3-24VDC	NO/NC:5/3A 250VAC	Ambient Temperature: 85°C
	A	0.45W/0.2W	3-24VDC	5(1)A 250VAC	Ambient Temperature: 85°C
	A	0.45W/0.2W	3-24VDC	5(2.5)A 250VAC	Ambient Temperature: 85°C
CQC 08002027611 (GB/T 21711.1-2008)	A	0.45W/0.2W	3-24VDC	5A 250VAC	Ambient Temperature: 85°C
	C	0.45W/0.2W	3-24VDC	NO/NC: 5/3A 250VAC	Ambient Temperature: 85°C

ISO9001、ISO/TS16949、ISO14001 Approved



SAFETY APPROVAL

File Number	Contact Form	Power Consumption	Coil Voltage	Contact Rating	Remarks
UL E164730	A	0.45W/0.2W	3-24VDC	10A 28VDC	Ambient Temperature: 70°C
	A	0.45W/0.2W	3-24VDC	Tungsten filament lamp load: 8A 125VAC	Ambient Temperature: 70°C
	A	0.45W	3-24VDC	10A 125VAC	Ambient Temperature: 70°C
				5A 250VAC	Ambient Temperature: 70°C
				10A 277VAC	—
	C	0.45W	3-24VDC	NO/NC: 10/3A 125VAC	Ambient Temperature: 70°C
				NO/NC: 5/3A 250VAC	
UL E322395	A	0.45W	3-24VDC	1/10HP 120VAC	NLDX Category (N.O. Contact side)
				1/6HP 240VAC	
CSA 1063016(LR 109368)	A	0.45W/0.2W	3-24VDC	10A 28VDC	—

Specifications subject to change without notice

COIL DATA

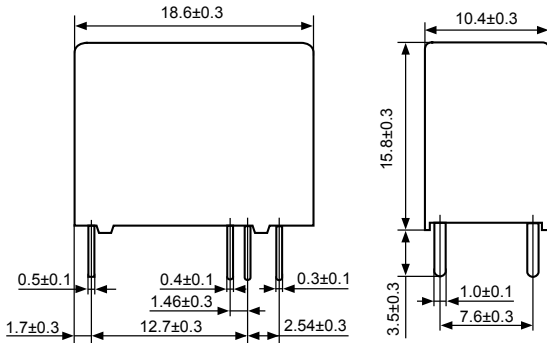
Ambient Temperature: 23°C

Model	Nominal Voltage VDC	Coil Resistance Ω +/- 10%	Operate Voltage \leq VDC		Release Voltage \geq VDC	Coil Power mW
			A	C		
HRS3-S-DC3V	3	20	2.1	2.1	0.3	450
HRS3-S-DC5V	5	55	3.5	3.5	0.5	
HRS3-S-DC6V	6	80	4.2	4.2	0.6	
HRS3-S-DC9V	9	180	6.3	6.3	0.9	
HRS3-S-DC12V	12	320	8.4	8.4	1.2	
HRS3-S-DC24V	24	1280	16.8	16.8	2.4	
HRS3H-S-DC3V	3	45	2.1	2.25	0.3	200
HRS3H-S-DC5V	5	125	3.5	3.75	0.5	
HRS3H-S-DC6V	6	180	4.2	4.5	0.6	
HRS3H-S-DC9V	9	405	6.3	6.75	0.9	
HRS3H-S-DC12V	12	720	8.4	9.0	1.2	
HRS3H-S-DC24V	24	2880	16.8	18.0	2.4	

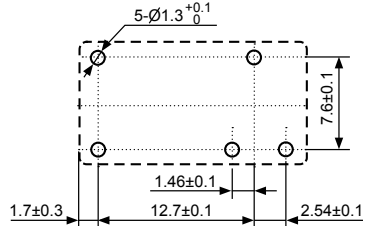
OUTLINE, WIRING DIAGRAM, MOUNTING HOLE LAYOUT (UNIT: mm)

1 Form C

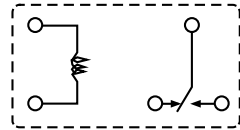
Outline



Mounting Hole Layout
(Bottom View)

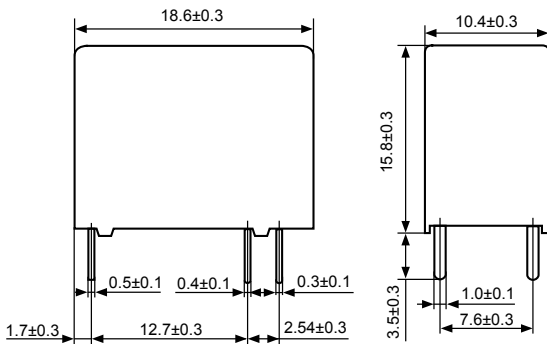


Wiring Diagram
(Bottom View)

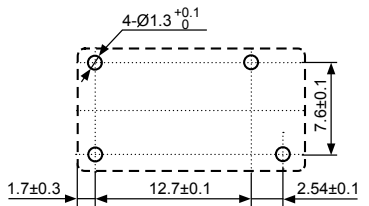


1 Form A

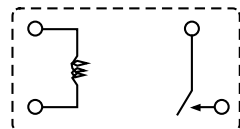
Outline



Mounting Hole Layout
(Bottom View)

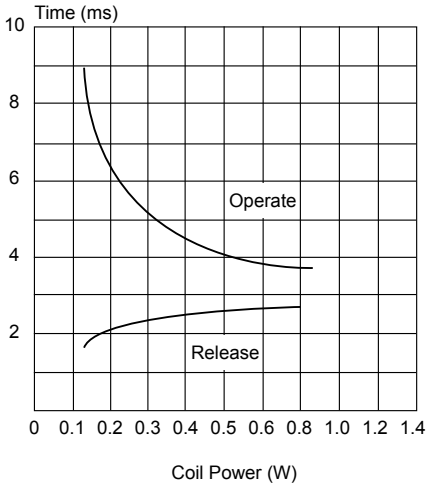


Wiring Diagram
(Bottom View)

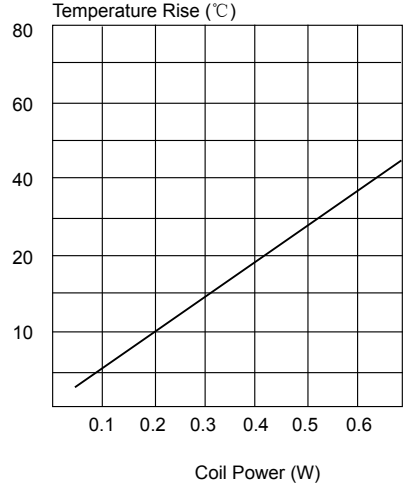


REFERENCE DATA

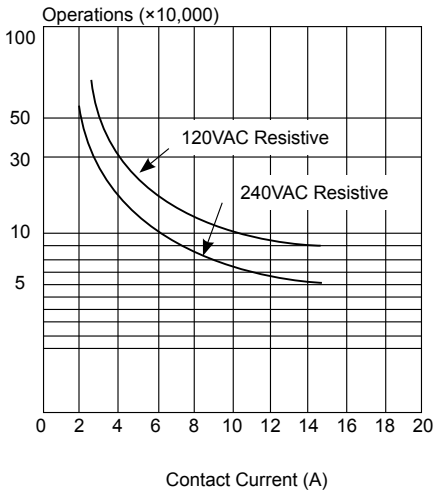
Time Curve



Coil Temperature Rise



Life Curves



Maximum Switching Power

