

# Manual Supplement

Manual Title: 8845A/8846A Users  
Print Date: July 2006  
Revision/Date: 3, 3/11

Supplement Issue: 7  
Issue Date: 6/21  
Page Count: 3

---

---

This supplement contains information necessary to ensure the accuracy of the above manual. This manual is distributed as an electronic manual on the following CD-ROM:

CD Title:	8845A/8846A
CD Rev. & Date:	6, 4/2011
CD PN:	2453193

## Change #1

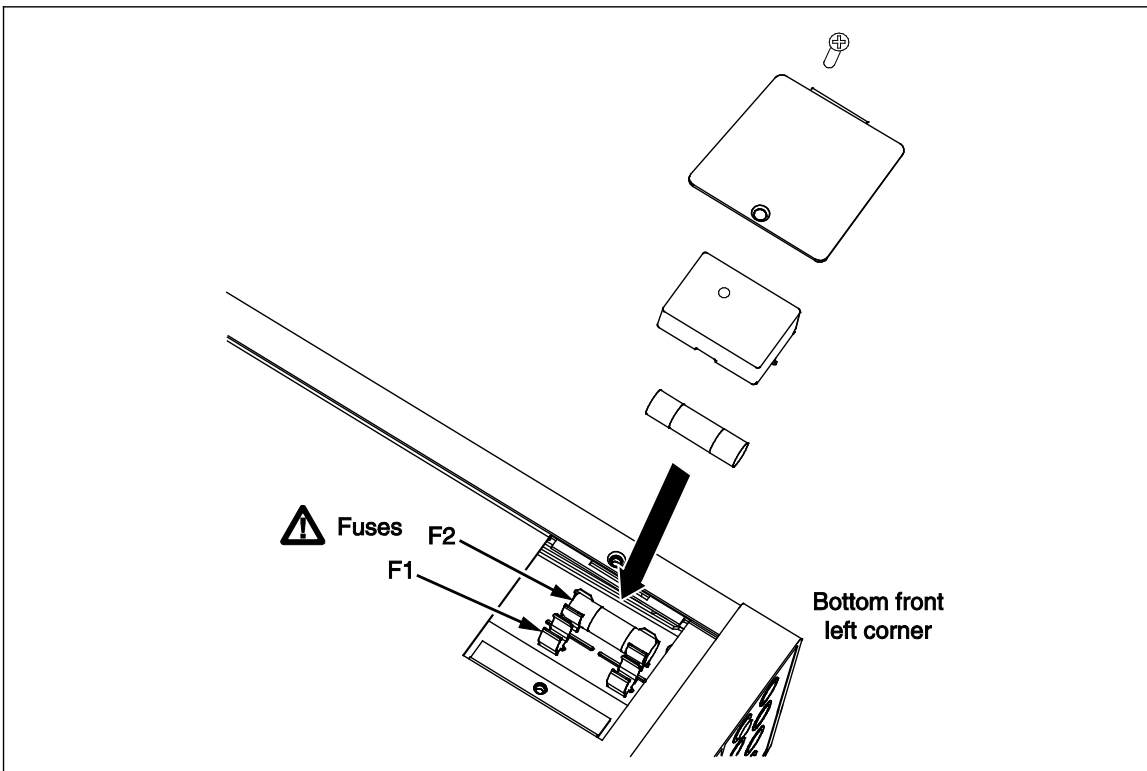
On page 2-5, under the **Current-Input Fuses** add the following Table:

**Current Input Fuse Table**

Fuse	Fuse Rating	Fluke Part No.
F1	F1 - Fuse, 11 A, 1000 V, Fast blow or equivalent	803293
F2	F2 - Fuse, 440 mA, 1000 V, Fast blow or equivalent	943121

On page 2-6, replace step 5 and Figure 2-2 with:

- Remove the defective fuse and replace it with a fuse of an appropriate rating. See the Current Input Fuse Table.





Caw020if.eps

**Figure 2-2. Replacing the Current Input Fuses**

## Change #2, 64487

On page 1-6, in the **Symbols** table remove CAT II and add:

	Conforms to CAN/CSA-C22.2 No. 61010-1, second edition, including Amendment 1.
	Conforms to relevant South Korean EMC Standards.
CAT I	Meter may be connected to voltage sources not associated with MAINS.
CAT II	Measurement Category II is applicable to test and measuring circuits connected directly to utilization points (socket outlets and similar points) of the low-voltage MAINS installation.
CAT III	Measurement Category III is applicable to test and measuring circuits connected to the distribution part of the building's low-voltage MAINS installation.

## Change #3, 65417, 65494

On page 1-4, under **General Safety Summary** delete the first paragraph and replace the CAT I and CAT II with:

CAT I Meter may be connected to voltage sources not associated with MAINS.

CAT II Measurement Category II is applicable to test and measuring circuits connected directly to utilization points (socket outlets and similar points) of the low-voltage MAINS installation.

CAT III Measurement Category III is applicable to test and measuring circuits connected to the distribution part of the building's low-voltage MAINS installation.

On page 1-5, replace the second bullet with the following and add

- **Do not use the Product around explosive gas, vapor, or in damp or wet environments.**
- **Replace the Mains power cord if the insulation is damaged or if the insulation shows signs of wear.**

On pages 1-9 and 1-10, remove the **Safety** and **EMC** and add:

Safety .....	IEC 61010-1: Overvoltage 300 V CAT II, Measurement: 600 V CAT III/ 1000 V Cat I, Pollution Degree 2
Electromagnetic Environment .....	IEC 61326-1: Controlled
Electromagnetic Compatibility .....	This meter has shown susceptibilities to radiated frequencies > 1 V from 1.8 - 1.9 GHz. Applies to use in Korea only Class A Equipment (Industrial Broadcasting & Communication Equipment) <sup>[1]</sup>

[1] This product meets requirements for industrial (Class A) electromagnetic wave equipment and the seller or user should take notice of it. This equipment is intended for use in business environments and is not to be used in homes.

## Change #4, 395

On pages 1-14 and 1-20, replace **Additional Low Frequency Errors** tables with:

Error is stated as % of reading.

Frequency	AC Filter		
	3 HZ (slow)	20 HZ (medium)	200 HZ (fast)
10 – 20 Hz	0	0.25	–
20 – 40 Hz	0	0.02	–
40 – 100 Hz	0	0.01	1.25
100 – 200 Hz	0	0	0.2
200 Hz – 1 kHz	0	0	0.02
>1 kHz	0	0	0

**Change #5, 619**

On pages 1-13 in the **8846A Accuracy** table and 1-14 in the **8845A Accuracy** table add footnote [3] to Frequency column for values 10 Hz – 20 kHz.

[3] Add  $\pm 0.05$  % of measurement for 20 Hz  $\pm 0.03$  Hz with slow filter applied