

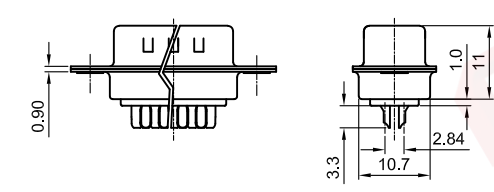
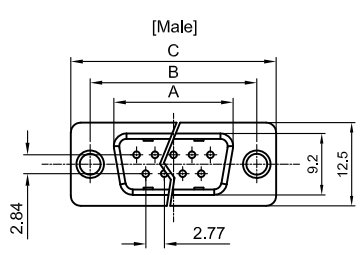
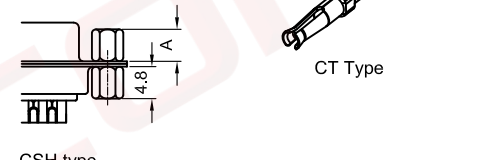
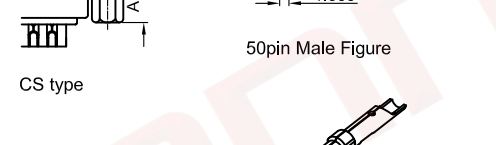
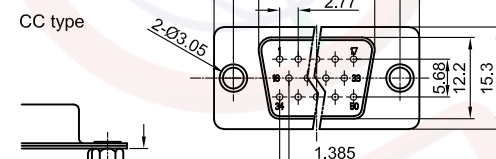
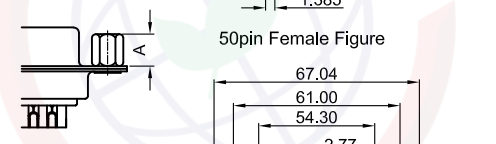
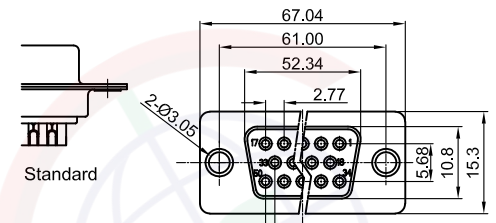
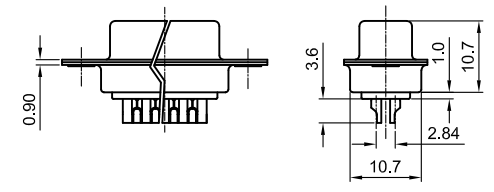
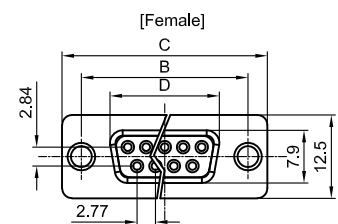
Dept  
Qty  
DC 1  
ED 1  
IE 1  
ISO 1  
PD 1  
R&D 1  
SD 1  
QA 1  
QC 1  
QE 1

The information provided herein is from CONNPLY Electronic Co., Ltd. and is confidential. Any disclosure to a party other than the recipient is prohibited. The intellectual properties and its rights contained herein, including but not limited to, trademarks, patents, copyrights, trade secrets, and technical know-how, are owned exclusively by CONNPLY or its affiliates. Unauthorized use or reproduction of this information in any format or manner, including but not limited to, copying, distributing, or otherwise making it available to third parties, is strictly prohibited. CONNPLY may enforce its intellectual property rights at its own discretion; failures or delays to exercise such rights does not constitute a waiver of such rights.

1 2 3 4 5 6 7 8

Dimension

Position	A±0.2	B±0.2	C±0.3	D
9	17.90	24.99	30.80	16.33
15	26.50	33.32	39.14	24.66
25	40.00	47.04	53.04	38.38
37	56.50	63.50	69.32	54.84



(Series Image-Reference Only)

REV.	DESCRIPTION	DRAWN	CHECKED	APPROVED
A	NEW RELEASE	LJH 09/24/05'		LJC 09/24/05'
H	DRAWING UPDATE	JLZ 06/08/21'		

Notes:  
Specifications:  
1. Contact Resistance: 20mΩ Max.  
2. Insulation Resistance: 1000MΩ Min.  
3. Dielectric Withstanding Voltage: 500V AC(rms) For 1 Minute.  
4. Current Rating:3A  
5. Temperature: -40°C~+105°C.  
Materials:  
1. Contact Material: Copper Alloy.  
2. Shell Material: Steel.  
3. Insulator Material: Thermoplastic,Black,Blue or White.  
Product Number Code:


DS1033 - X X X X X X X - X

- Contact type(For Female)  
CT: CT type
- Screw DIM. A  
S: Standard(W/O nut)  
1: 5.00 2: 3.00  
3: 5.20 4: 4.80  
5: 5.80 6: 4.00
- Screw type  
S: Standard(W/O nut)  
1: CC type  
2: CS type  
3: CSH type
- Contact plating  
8: Full gold flash  
Si: Selective gold flash
- Shell plating  
N: Front Nickel,Back Tin
- Housing color  
B: Black W: White  
U: Blue
- Connector type  
M: Male  
F: Female
- No.of contacts  
09,15,25,37,50

GENERAL TOLERANCE	ANGLE TOLERANCE
X. ±0.60	X. ±5°
.X ±0.38	.X ±3°
.XX ±0.25	.XX ±2°

DRAWING TYPE	CUSTOMER
SCALE	1:1 SHEET 1 OF 1
DRAWING NO.	C-DS1033-XXXXXXX-X-H

PROJECTION	TITLE
	D-SUB Standard Solder Type
UNITS	mm
SHEET SIZE	A4
SERIES	DS1033 SERIES



1 2 3 4 5 6 7 8