

**REFERENCE SPECIFICATIONS**

- DIN-41612
- IEC-603-2

**PHYSICAL CHARACTERISTICS**

- **INSULATOR MATERIAL:**  
- Polyester thermoplastic UL94V0 - Color grey
- **CONTACT MATERIAL:** -PHOSPHOR BRONZE : (FEMALE CONTACT)  
-PHOSPHOR BRONZE : (MALE CONTACT-SOLDER TAILS)

**ELECTRICAL CHARACTERISTICS**

- **CURRENT RATING :** 1.5A at 20°C / 1A at 70°C      40A AT 20°C (power contact)
- **MAXIMAL CURRENT:** 2A
- **CONTACT RESISTANCE** <20mΩ      <1mΩ under 10 A (power contact)
- **VOLTAGE PROOF:** contact/contact 1000 V eff (0.5 mA / 50 Hz)  
contact/ground 1550 V eff (0.5 mA / 50 Hz)
- **INSULATION RESISTANCE:** >10<sup>6</sup> MΩ
- **CREEPAGE AND CLEARANCE DISTANCE:** >1.2 mm
- **WIPPING/PLUG IN DIRECTION:** >1.8mm
- **ALTERNATIF CURRENT V AC:** 330 V
- **DIRECT CURRENT V DC:** 470 V

**MECHANICAL CHARACTERISTICS**

- **MATING FORCE :** < n x 0.94 N (n = NUMBER OF CTS)      < 10 N (power contact)
- **UNMATING FORCE :** > n x 0.15 N (n = NUMBER OF CTS)      < 10 N (power contact)
- **GAUGE RETENTION FORCE:** >0.15 N  
THICKNESS GAUGE = 0.56 0/-0.02 - SURFACE ROUGHNESS: Ra = 0.25µm MAX1
- **CONTACT RETENTION IN INSULATOR:** > 20 N according to IEC 512 test 6d
- **VIBRATIONS:** < 1 µs according to IEC 512.4 test 6d  
< 40 ma according to DIN41640 teil 15 test 6d
- **SHOCK:** < 1 µs according to IEC 512 test 6c  
< 40 ma according to DIN 41640 teil 14 test 6c

DIN class 3	(not applicable )
DIN class 2	10-500 HZ/5g
DIN class 1	10-2000 HZ/20g

**ENVIRONMENTAL CHARACTERISTICS**

- **CLIMATIC CATEGORY:** TEMPERATURE RANGE -55°C TO +125°C  
DAMP HEAT STEADY STATE 56 DAYS Class 1  
21 DAYS Class 2  
(not applicable ) Class 3
- **ELECTRICAL LOAD AND TEMPERATURE:** T = +70°C / I = 1A PER CTS - 1000 HRS

**PERFORMANCE LEVELS** TIN LEAD P/N : 8609 XXX XX XX 7XX XXX EX

Pure Tin P/N : 8609 XXX XX XX 7XX XX LF

MECHANICAL ENDURANCE AND INDUSTRIAL ATMOSPHERE TEST <sup>(1)</sup>		PERFORMANCE LEVELS
4	50 OPERATIONS	DIN Class 3
5	200 OP. + TEST (1) 4 DAYS + 200 OP.	DIN Class 2
6	250 OP. + TEST (1) 21 DAYS + 250 OP.	DIN Class 1

TEST: <sup>(1)</sup> INDUSTRIAL ATMOSPHERE SO<sub>2</sub>

**METALLIZED HOLE DIMENSIONS**

- P.C.B HOLE DEFINITION: FINISH HOLE: Ø 0.90 - 1.10

**CONTACT PLATING**

- TIN LEAD VERSION:  
MALE AND FEMALE CONTACTS:  
- GOLD OVER NICKEL or GOLD+PALLADIUM-NICKEL OVER NICKEL ON MATING SURFACES  
- TIN LEAD OVER NICKEL ON SOLDER TERMINATION
- LEAD FREE VERSION:

**NOTE RoHS INFORMATION**

- The "LF" products meet European Union Directives and other country regulations as described in GS-22-008.
- The housing will withstand exposure to 260°C peak temperature for 3.5 seconds in a wave solder application with a 1.6mm minimum thick circuit board.
- Termination plating spec: 1.27µm Nickel mini, 2.5 to 7.5µm Pure Tin (matte)
- Packaging spec: see GS-14-920

**IMPORTANT:**

- For the right angled versions , like the current leaded versions, it's recommended to use high temperature adhesive or metallic device, to protect the nearest plastic part in contact with of the solder wave, to avoid any visual plastic deterioration.

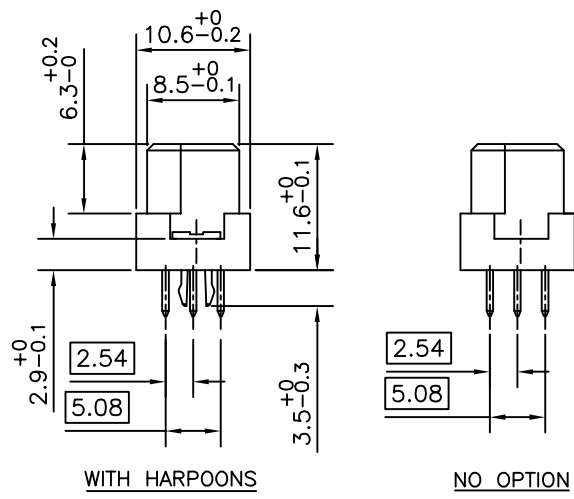
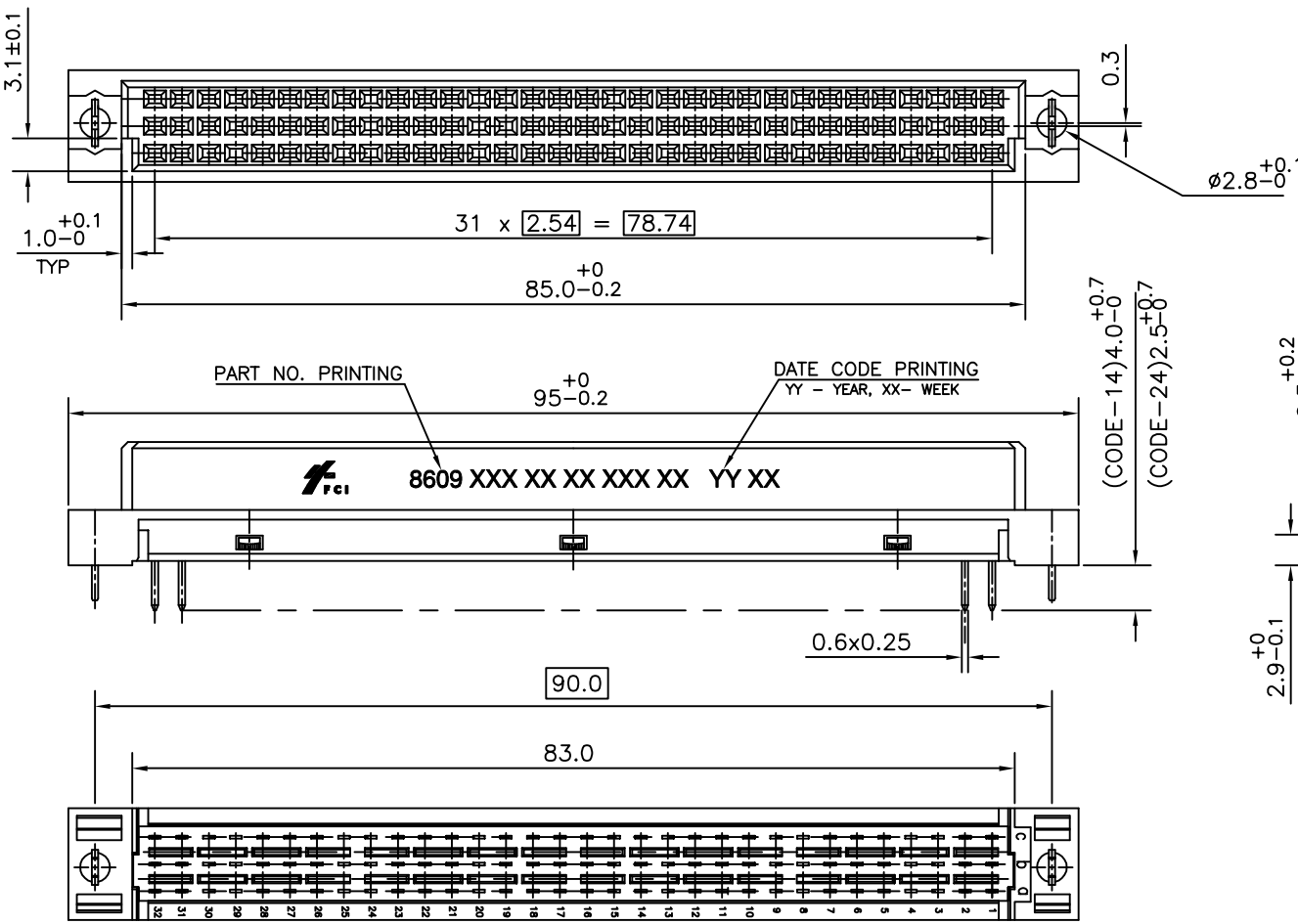
European Views

www.fciconnect.com		surface ISO 1302 ✓	tolerance std ISO 406 ISO 1101	projection mm
TOLERANCES UNLESS OTHERWISE SPECIFIED				
Dr	GOISNARD	2005/04/07	ANGULAR	0.X    ±0.1
Eng	TARON	2005/04/07	LINEAR	0.XX   ±0.1
Chr	LEGARE	2005/04/07	0.XX' ±2"	0.XXX   ±0.1
Appr	LEGARE	2005/04/07	Product family	DIN 8609
			size	A3
			Scale	1
			ECN	LS07-0211
			Spec ref	-
			title	DIN 41612 STB CONNECTORS
			cat no	C-8609-0000A
			Rev.	F
			CUSTOMER	sheet 1 of 1

rev	ecn no	dr	date
A	LS05-0039	LGO	2005/04/07
B	LS05-0070	LGO	2005/09/13
C	LS06-0097	LGO	2006/07/11
D	LS06-0142	LGO	2006/09/18
E	LS06-0201	HLE	2006/11/29
F	LS07-0211	HLE	2007/08/16
-	-	-	-



Copyright FCI.



TECHNICAL SPECIFICATION

INSULATOR MATERIAL : THERMOPLASTIC POLYESTER UL94V-0, GREY  
 HOUSING CAN WITHSTAND EXPOSURE TO LEAD FREE WAVE SOLDERING TEMPERATURE OF 260-265°C FOR STRAIGHT CONNECTORS AS IT IS IN CLASSICAL LEAD WAVE SOLDERING AT 235-250°.

CONTACT / HARPOON MATERIAL : COPPER ALLOY

CONTACT PLATING : GOLD OVER NICKEL

ACTIVE ZONE : GOLD OVER NICKEL

TERMINATION ZONE : GOLD OVER NICKEL

TIN LEAD VERSION : TIN LEAD OVER NICKEL

LEAD FREE VERSION : TIN (PURE MATTE) OVER NICKEL

HARPOON PLATING : TIN LEAD OVER NICKEL

TIN LEAD VERSION : TIN LEAD OVER NICKEL

LEAD FREE VERSION : TIN (PURE MATTE) OVER NICKEL

ELECTRICAL DATA

CURRENT RATING AT 20°C : 1.5 A

CURRENT (I MAX) : 2 A

TEMPERATURE RANGE : -55°C/+125°C

CONTACT RESISTANCE : ≤ 20mΩ

INSULATION RESISTANCE : ≥ 10<sup>8</sup> MΩ

TEST VOLTAGE (rms) : 1000V

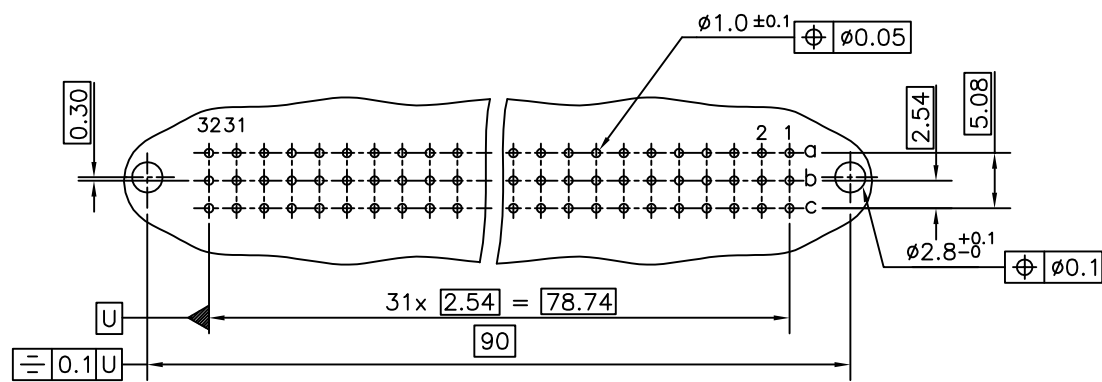
MECHANICAL DATA

INSERTION FORCE PER CONTACT : ≤ 0.94N

EXTRACTION FORCE PER CONTACT : ≥ 0.15N

REFERENCE SPECIFICATIONS : DIN 41612 / IEC 603-2

SERIES	8609	3	96	8	1	14	7	5	5	V1
ROWS FITTED WITH CONTACTS										
Rows a-b			2	64						
Rows a-b-c			3	96						
Rows a-c			4	64						
NUMBER OF CONTACTS										
TYPE OF INSULATOR										
3 ROW FEMALE INSULATOR	8									
METHOD OF MOUNTING										
STANDARD MOUNTING STYLE- C	1									
TERMINATION										
STRAIGHT SPILL (LONG)	14									
STRAIGHT SPILL (SHORT)	24									
OPTIONS										
NO OPTION	7									
WITH HARPOONS	H									
PERFORMANCE CLASS										
4 - DIN 41612 CLASS 3	4									
5 - DIN 41612 CLASS 2	5									
6 - DIN 41612 CLASS 1	6									
8 - AS PER MIL C 55302/JSS 50808	8									
PITCH PER ROW										
2.54	5									
V1	TIN LEAD VERSION									
V1LF	LEAD FREE VERSION									



P.C.B DRILLING DETAILS

NOTES:-

1. THE "LF" PRODUCTS MEET EUROPEAN UNION DIRECTIVES AND OTHER COUNTRY REGULATIONS AS DESCRIBED IN GS-22-008
2. THE HOUSING WILL WITHSTAND EXPOSURE TO 260°C PEAK TEMPERATURE FOR 3.5 SECONDS IN A WAVE SOLDER APPLICATION WITH A 1.6 MM MINIMUM THICK CIRCUIT BOARD
3. LEAD FREE OR RoHS DIRECTIVE LABELING TO BE PROVIDED AS PER GS-14-920 FOR LEAD FREE VERSION.

mat'l. code	surface	tolerance	projection	product family			
-	ISO 1302	ISO 406 ISO 1101		8609			
ltr	ecn no	dr	date	title			
B	I04-0100	MINI	09/11/2004	DIN STANDARD RECEPTACLE STRAIGHT SPILL DIN 41612 STYLE-C			
C	I05-0042	MINI	19/05/2005				
D	I05-0086	MINI	02/06/2005				
E	I06-0063	MINI	01/06/2006				
tolerances unless otherwise specified				angles	linear		
.0±.1				0°±1'	mm		
dr				MINI K VANDANATH	29/09/2004		
enr				RAKHEE GEORGE	29/09/2004		
chr				RAKHEE GEORGE	01/06/2006		
app				RAKHEE GEORGE	01/06/2006		
sheet index	revision	E	1	dwg no	sheet 1 of 1	size	A3
				C-8609-2028			
				type	Product Customer Drawing		



Copyright FCI