

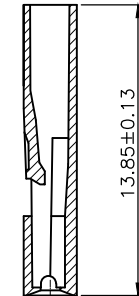
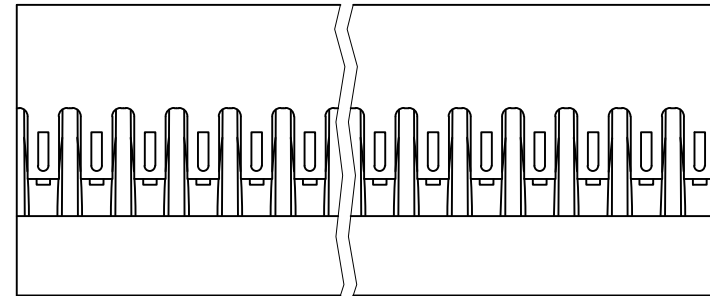
PRODUCT NUMBER  
65039-YXX(E)LF

DESIGN CODE  
0 = STANDARD  
2 = OPTIONAL RIB  
SEE SHEET 2

PIN STYLE  
SEE SHEET 2

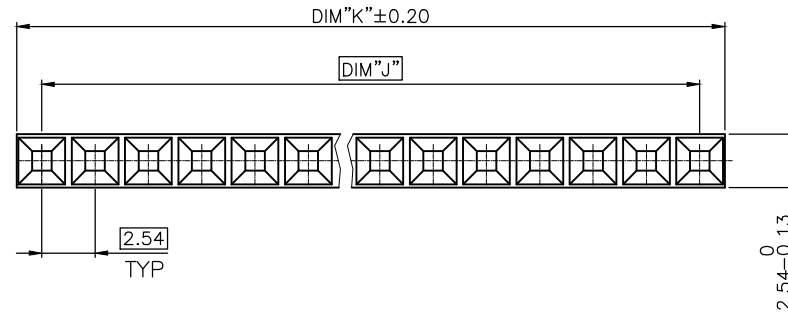
INDICATES THE PRODUCT IS RoHS  
COMPLIANT, SEE NOTE 6

65039-YXXLF OR 65039-YXXELF ARE  
EXACTLY THE SAME PRODUCTS.  
EXTENSION "E" JUST FOR OLD EUROPEAN  
DESIGN AND MANUFACTURING SITE



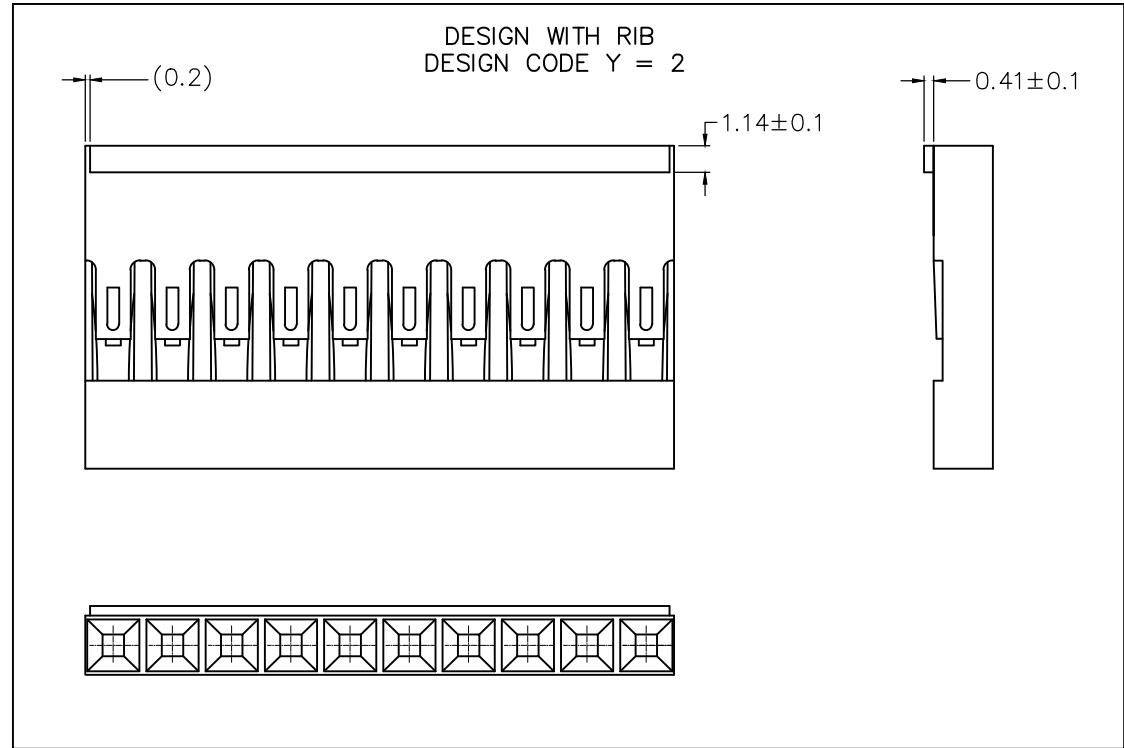
NOTES:

- MOLDING MATERIAL : MODIFIED POLYPHELYNENE  
COLOR BLACK, UL 94 V0
- LATCH MUST WITHSTAND 18N MIN PULL OUT FORCE
- STANDARD PACKAGING IN POLYBAGS
- TERMINALS MUST BE CRIMPED PROPERLY FOR  
SATISFACTORY LATCHING :  
- FOR CRIMPING INSTRUCTIONS, SEE TA-75 AND TA-295  
- FOR TERMINAL APPLICATION SEE TA-531.  
PRODUCT SPECIFICATION: BUS-12-067.
- THIS HOUSING IS INTENDED FOR USE WITH  
MINI PV TERMINAL WITH 22-36 GAUGE WIRE
- RoHS COMPLIANT PRODUCT SPECIFICATIONS :  
- MEETS PACKAGING SPECS AS PER GS-14-920  
- PRODUCT MEETS EUROPEAN UNION DIRECTIVES  
AND OTHER COUNTRY REGULATIONS AS  
DESCRIBED IN GS-22-008.  
- THE PRODUCT IS NOT INTENDED TO BE EXPOSED  
TO A MANUFACTURING SOLDER PROCESS.



mat'l. code SEE NOTES				surface ISO 1302	tolerance ISO 406 ISO 1101	projection mm	product family BERCONN
ltr	ecn no	dr	date	tolerances unless otherwise specified		mm	title MINI LATCH SR POLARIZED HSG 2.54mm
BE	07-0483	HTB	07.07.24	angles	.x ±0.3		
BF	12-0064	LMU	12.06.08	linear	.xx ±0.13	scale 5:1	dwg no 65039
BG	B-14321	LMU	13.03.21		.xxx ±0.05		sheet 1 of 2 size A3
BH	B-18693	LMU	14.08.29	dr	L.MULIN	12.06.08	FCJ type CUSTOMER Drawing
BJ	B-20324	AMA	15.02.27	enr	L.MULIN	12.06.08	
				chr			
				appd	JCO	12.06.08	
sheet index	revision sheet	BJ	BH				
		1	2				

PIN STYLE	No. OF POS.	DIM J	DIM K
36	1x01	N/A	2.39
35	1x02	2.54	4.93
34	1x03	5.08	7.47
33	1x04	7.62	10.01
32	1x05	10.16	12.55
31	1x06	12.70	15.09
30	1x07	15.24	17.63
29	1x08	17.78	20.17
28	1x09	20.32	22.71
27	1x10	22.86	25.25
26	1x11	25.40	27.79
25	1x12	27.94	30.33
24	1x13	30.48	32.87
23	1x14	33.02	35.41
22	1x15	35.56	37.95
21	1x16	38.10	40.49
20	1x17	40.64	43.03
19	1x18	43.18	45.57
18	1x19	45.72	48.11
17	1x20	48.26	50.65
16	1x21	50.80	53.19
15	1x22	53.34	55.73
14	1x23	55.88	58.27
13	1x24	58.42	60.81
12	1x25	60.96	63.35
11	1x26	63.50	65.89
10	1x27	66.04	68.43
09	1x28	68.58	70.97
08	1x29	71.12	73.51
07	1x30	73.66	76.05
06	1x31	76.20	78.59
05	1x32	78.74	81.13
04	1x33	81.28	83.67
03	1x34	83.82	86.21
02	1x35	86.36	88.75
01	1x36	88.90	91.29



mat'l. code				surface <input checked="" type="checkbox"/> ISO 1302 <input checked="" type="checkbox"/> tolerance <input checked="" type="checkbox"/> ISO 406 <input type="checkbox"/> ISO 1101		projection		product family BERCONN	
ltr	ecn no	dr	date	tolerances unless otherwise specified		mm		title	
BE	V07-0483	HTB	07.07.24	angles	linear	.x ±0.3	←	MINI LATCH SR	
BF	F12-0064	LMU	12.06.08			.xx ±0.13		POLARIZED HSG 2.54mm	
BG	B-18693	LMU	14.08.29			.xxx ±0.05		scale 5:1	
BH	B-20324	AMA	15.02.27	dr	L.MULIN	12.06.08		dwg no	
				enr	L.MULIN	12.06.08		sheet 2 of	
				chr				65039	
				appd	JCO	12.06.08		A3	
sheet index		revision sheet						type CUSTOMER Drawing	