

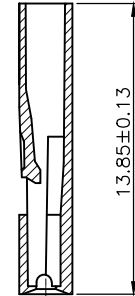
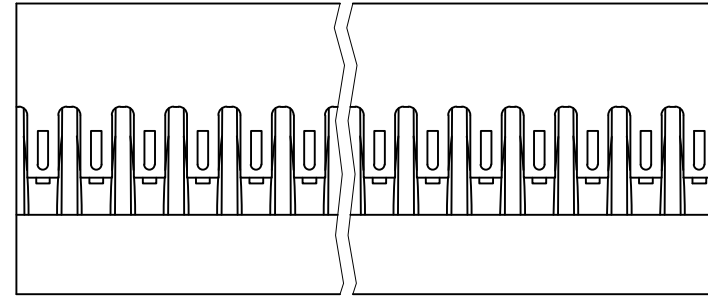
PRODUCT NUMBER
65039-YXX(E)LF

DESIGN CODE
0 = STANDARD
2 = OPTIONAL RIB
SEE SHEET 2

INDICATES THE PRODUCT IS RoHS
COMPLIANT, SEE NOTE 6

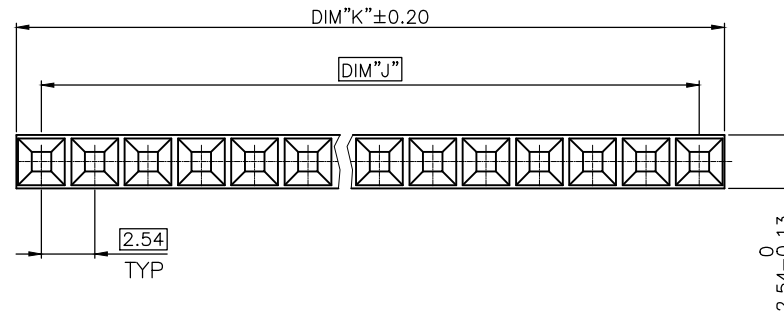
65039-YXXLF OR 65039-YXXELF ARE
EXACTLY THE SAME PRODUCTS.
EXTENSION "E" JUST FOR OLD EUROPEAN
DESIGN AND MANUFACTURING SITE

PIN STYLE
SEE SHEET 2



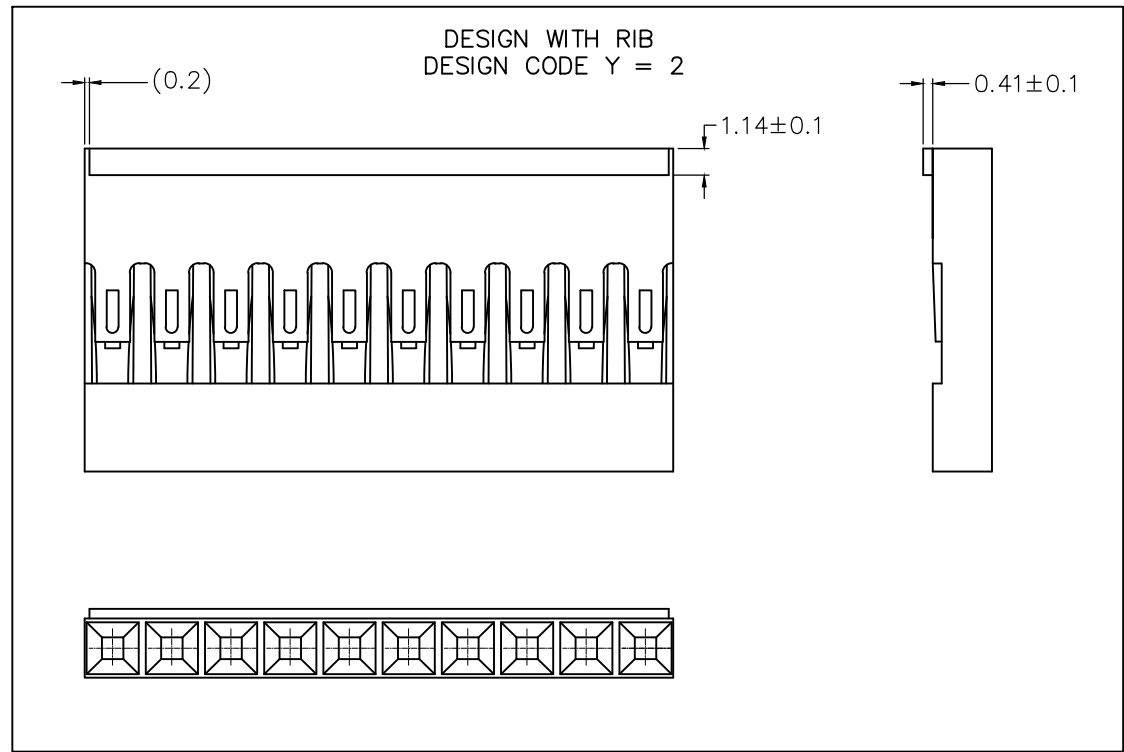
NOTES:

- MOLDING MATERIAL : MODIFIED POLYPHELYNENE
COLOR BLACK, UL 94 V0
- LATCH MUST WITHSTAND 18N MIN PULL OUT FORCE
- STANDARD PACKAGING IN POLYBAGS
- TERMINALS MUST BE CRIMPED PROPERLY FOR
SATISFACTORY LATCHING :
- FOR CRIMPING INSTRUCTIONS, SEE TA-75 AND TA-295
- FOR TERMINAL APPLICATION SEE TA-531.
PRODUCT SPECIFICATION: BUS-12-067.
- THIS HOUSING IS INTENDED FOR USE WITH
MINI PV TERMINAL WITH 22-36 GAUGE WIRE
- RoHS COMPLIANT PRODUCT SPECIFICATIONS :
- MEETS PACKAGING SPECS AS PER GS-14-920
- PRODUCT MEETS EUROPEAN UNION DIRECTIVES
AND OTHER COUNTRY REGULATIONS AS
DESCRIBED IN GS-22-008.
- THE PRODUCT IS NOT INTENDED TO BE EXPOSED
TO A MANUFACTURING SOLDER PROCESS.



mat'l. code SEE NOTES				surface ISO 1302		tolerance ISO 406 ISO 1101		projection		product family BERCONN	
ltr	ecn no	dr	date	tolerances unless otherwise specified				mm		title	
BE	V07-0483	HTB	07.07.24	angles	linear	.x ±0.3		scale 5:1		MINI LATCH SR	
BF	F12-0064	LMU	12.06.08			.xx ±0.13				POLARIZED HSG 2.54mm	
BG	B-14321	LMU	13.03.21			.xxx ±0.05					
BH	B-18693	LMU	14.08.29	dr	L.MULIN	12.06.08		dwg no		sheet 1 of 2	size
BJ	B-20324	AMA	15.02.27	enr	L.MULIN	12.06.08		FCJ		65039	A3
				chr						type	CUSTOMER Drawing
				appd	JCO	12.06.08					
sheet	revision	BJ	BH								
index	sheet	1	2								

PIN STYLE	No. OF POS.	DIM J	DIM K
36	1x01	N/A	2.39
35	1x02	2.54	4.93
34	1x03	5.08	7.47
33	1x04	7.62	10.01
32	1x05	10.16	12.55
31	1x06	12.70	15.09
30	1x07	15.24	17.63
29	1x08	17.78	20.17
28	1x09	20.32	22.71
27	1x10	22.86	25.25
26	1x11	25.40	27.79
25	1x12	27.94	30.33
24	1x13	30.48	32.87
23	1x14	33.02	35.41
22	1x15	35.56	37.95
21	1x16	38.10	40.49
20	1x17	40.64	43.03
19	1x18	43.18	45.57
18	1x19	45.72	48.11
17	1x20	48.26	50.65
16	1x21	50.80	53.19
15	1x22	53.34	55.73
14	1x23	55.88	58.27
13	1x24	58.42	60.81
12	1x25	60.96	63.35
11	1x26	63.50	65.89
10	1x27	66.04	68.43
09	1x28	68.58	70.97
08	1x29	71.12	73.51
07	1x30	73.66	76.05
06	1x31	76.20	78.59
05	1x32	78.74	81.13
04	1x33	81.28	83.67
03	1x34	83.82	86.21
02	1x35	86.36	88.75
01	1x36	88.90	91.29



mat'l. code		surface ISO 1302		tolerance ISO 406 ISO 1101		projection		product family BERCONN	
ltr		ecn no		dr		date		title	
BE		V07-0483		HTB		07.07.24		MINI LATCH SR	
BF		F12-0064		LMU		12.06.08		POLARIZED HSG 2.54mm	
BG		B-18693		LMU		14.08.29		scale 5:1	
BH		B-20324		AMA		15.02.27		dwg no sheet 2 of size	
				dr		L.MULIN 12.06.08		65039 A3	
				enr		L.MULIN 12.06.08		type CUSTOMER Drawing	
				chr					
				appd		JCO 12.06.08			
sheet index		revision sheet							

