

# DATASHEET

## Conformal Inductor

Version 05/16

Item no.

BN	Model No.
1405925	LGA0307-022
1405942	LGA0307-033
1405963	LGA0307-039
1405984	LGA0307-047
1405975	LGA0307-056
1405986	LGA0307-088
1405997	LGA0307-082
1406006	LGA0307-1
1406019	LGA0307-1.2
1405926	LGA0307-1.5
1405933	LGA0307-1.8
1405934	LGA0307-2.2
1405935	LGA0307-2.7
1405936	LGA0307-3.3
1405937	LGA0307-3.9
1405938	LGA0307-4.7

BN	Model No.
1405939	LGA0307-5.6
1405940	LGA0307-6.8
1405941	LGA0307-8.2
1405943	LGA0307-10
1405944	LGA0307-12
1405945	LGA0307-15
1405946	LGA0307-18
1405947	LGA0307-22
1405948	LGA0307-27
1405949	LGA0307-33
1405950	LGA0307-39
1405951	LGA0307-47
1405952	LGA0307-56
1405954	LGA0307-68
1405955	LGA0307-82
1405956	LGA0307-100


BN	Model No.
1405957	LGA0307-120
1405958	LGA0307-150
1405959	LGA0307-180
1405960	LGA0307-220
1405961	LGA0307-270
1405962	LGA0307-330
1405963	LGA0307-390
1405965	LGA0307-470
1405966	LGA0307-560
1405967	LGA0307-680
1405968	LGA0307-820
1405969	LGA0410-022
1405970	LGA0410-027
1405971	LGA0410-033
1405972	LGA0410-039
1405973	LGA0410-047

BN	Model No.
1405974	LGA0410-056
1405976	LGA0410-088
1405977	LGA0410-082
1405978	LGA0410-1
1405979	LGA0410-1.2
1405980	LGA0410-1.5
1405981	LGA0410-1.8
1405982	LGA0410-2.2
1405983	LGA0410-2.7
1405984	LGA0410-3.3
1405985	LGA0410-3.9
1405987	LGA0410-4.7
1405988	LGA0410-5.6
1405989	LGA0410-6.8
1405990	LGA0410-8.2
1405991	LGA0410-10

BN	Model No.
1405992	LGA0410-12
1405993	LGA0410-15
1405994	LGA0410-18
1405995	LGA0410-22
1405996	LGA0410-27
1405998	LGA0410-33
1405999	LGA0410-39
1406000	LGA0410-47
1406001	LGA0410-56
1406002	LGA0410-68
1406003	LGA0410-82
1406004	LGA0410-100
1406005	LGA0410-120
1406006	LGA0410-150
1406007	LGA0410-180
1406009	LGA0410-220

## 12.1

### CONFORMAL INDUCTORS



#### ■ Features

- 1、 This LGA series inductors are available in 4 from factors ranging from 0307 to 0512.
- 2、 These are coaxial horizontal types, highly miniaturized and light-weight.
- 3、 Epoxy resin construction assures high reliability.

#### ■ Applications

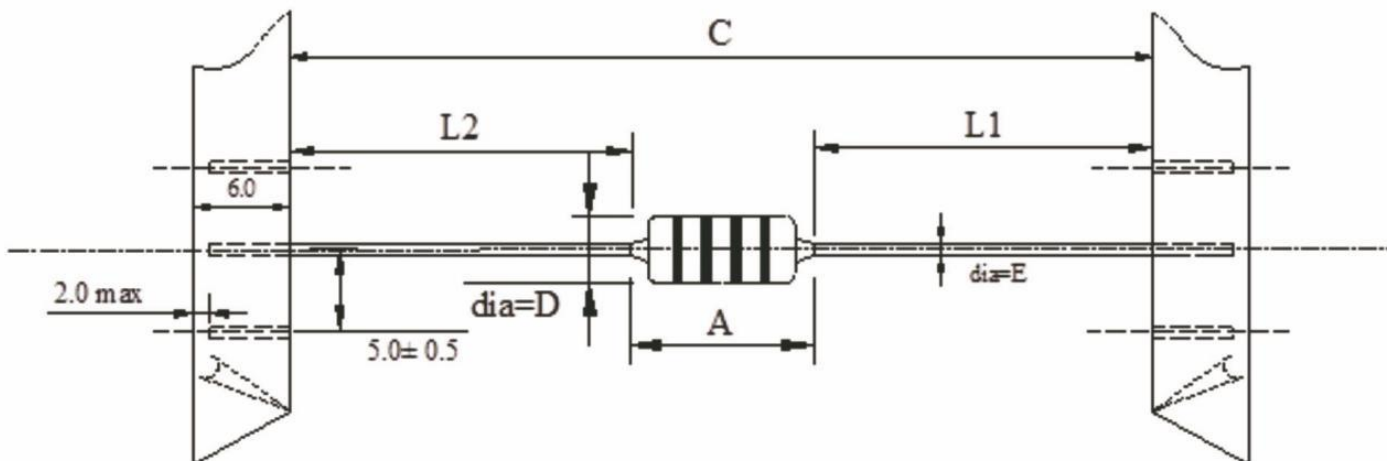
Televisions, VCR, OA equipment, PC, Other electronic equipment, etc.

#### ■ Part numbering system

LGA	□□□□	-	□□□	□	-	□□
1	2		3	4		5
Series name	dimensions		inductance	tolerance code		packing code
				J: ±5%, K: ±10%		T: tape&reel
				M: ±20%		A or B: tapes 26mm or 52mm

#### ■ Shapes and dimensions

(UNIT:mm)



LGA0307TYPE:A:7.0maxD:3.0maxC:(52 or 26)  $52 \pm 1.0$ E:0.50  $|L1-L2| < 1.0$

LGA0410TYPE:A:10.0maxD:4.0maxC:52 ± 1.0 E:0.60  $|L1-L2| < 1.0$

LGA0510TYPE:A:10.0maxD:5.0maxC:52 ± 1.0E:0.60  $|L1-L2| < 1.0$

LGA0512TYPE:A:12.0maxD:5.0maxC:52 ± 1.0E:0.60  $|L1-L2| < 1.0$

## ■ Color code table

Color	Effective number	Multiplier	Inductance tolerance
Black	0	1	± 20%
Brown	1	10	-
Red	2	100	-
Orange	3	1000	-
Yellow	4	-----	-
Green	5	-----	-
Blue	6	-----	-
Purple	7	-----	-
Gray	8	-----	-
White	9	-----	-
Silver	-	0.01	± 10%
Gold	-	0.1	± 5%

### Color code marking(from left)

- 1, The first effective number
- 2, The second effective number
- 3, Multiplier
- 4, Inductance tolerance

### Packaging style and quantities

Packaging style	Type	Quantity
Taping(Ammo-pack)	LGA0307	2000 pieces/box
	LGA0410	2000 pieces/box
	LGA0510(2)	1000 pieces/box

## ■ CHARACTERISTICS

Operation temperature range:  $-20^{\circ}\text{C}$  to  $+100^{\circ}\text{C}$

[including self- temperature rise,  $20^{\circ}\text{C}$  max]

Withstand voltage Erms: 250V

Rated current : Based on temperature rise

Terminal tensile strength: 20N min

Terminal bending strength: 4.9N min

Moisture resistance:  $\Delta L/L \leq 5\%$   $\Delta Q/Q \leq 20\%$

## ■ LGA SERIES LGA0307 TYPE CHARACTERISTICS

Inductance (uH)	Tolerance	Qmin	Test Fre L,Q(MHz)	Self-resonant fre.(MHz min)	DC resistance ohm(max)	Rated current mA(max)
0.22	M	35	25.2	150	0.40	400
0.33	M	35	25.2	150	0.48	370
0.39	M	35	25.2	150	0.51	350
0.47	M	35	25.2	150	0.56	330
0.56	M	40	25.2	150	0.61	320
0.68	M	40	25.2	150	0.67	310
0.82	M	40	25.2	150	0.74	290
1.00	M	40	25.2	150	0.80	270
1.20	M	50	7.96	140	0.90	260
1.50	M	50	7.96	130	1.00	250
1.80	M	50	7.96	120	1.10	240
2.20	M	50	7.96	110	1.20	230
2.70	M	50	7.96	100	1.30	220
3.30	M	50	7.96	95	1.40	210
3.90	M	50	7.96	65	1.60	200
4.70	M	50	7.96	56	1.70	190
5.60	M	50	7.96	48	1.90	180
6.80	M	50	7.96	37	2.00	175
8.20	M	50	7.96	25	2.20	165
10.0	K	50	7.96	21	2.50	160
12.0	K	50	2.52	19	2.50	150
15.0	K	50	2.52	17	2.80	145
18.0	K	50	2.52	13	3.10	140
22.0	K	50	2.52	9.6	3.40	130
27.0	K	50	2.52	7.2	3.80	125
33.0	K	50	2.52	6.8	4.10	120
39.0	K	50	2.52	6.5	4.50	115
47.0	K	50	2.52	6.3	4.90	110
56.0	K	50	2.52	6.2	5.30	105
68.0	K	50	2.52	5.7	5.80	100
82.0	K	50	2.52	5.3	6.30	95
100.0	K	50	2.52	4.8	7.00	90
120.0	K	50	0.796	3.8	13.0	90
150.0	K	50	0.796	3.5	15.0	85
180.0	K	50	0.796	3.3	16.0	80
220.0	K	50	0.796	3.0	17.0	75
270.0	K	50	0.796	2.8	19.0	65
330.0	K	50	0.796	2.6	20.0	60
390.0	K	50	0.796	2.4	22.0	55
470.0	K	50	0.796	2.25	24.0	55
560.0	K	50	0.796	2.10	26.0	50
680.0	K	50	0.796	1.95	28.0	45
820.0	K	50	0.796	1.85	30.0	40

※ Test meter: L&Q HP4284A; Srf HM2770;

※ For special specifications please contact with us.

## LGA SERIES LGA0410 TYPE CHARACTERISTICS

Inductance (uH)	Tolerance	Qmin	Test Fre L,Q(MHz)	Self-resonant fre.(MHz min)	DC resistance ohm(max)	Rated current mA(max)
0.22	M	45	25.2	300	0.10	1400
0.27	M	45	25.2	270	0.11	1320
0.33	M	45	25.2	250	0.12	1280
0.39	M	45	25.2	230	0.13	1200
0.47	M	45	25.2	220	0.14	1150
0.56	M	45	25.2	200	0.15	1100
0.68	M	45	25.2	190	0.16	1030
0.82	M	45	25.2	170	0.17	980
1.00	M	45	25.2	157	0.19	920
1.20	M	50	7.96	144	0.21	880
1.50	M	50	7.96	131	0.23	830
1.80	M	55	7.96	121	0.25	790
2.20	M	55	7.96	110	0.28	750
2.70	M	60	7.96	100	0.30	720
3.30	M	65	7.96	94	0.34	670
3.90	M	65	7.96	55	0.37	640
4.70	M	70	7.96	50	0.39	620
5.60	M	70	7.96	48	0.43	590
6.80	M	75	7.96	37	0.48	550
8.20	M	80	7.96	25	0.52	530
10.0	K	65	7.96	21	0.58	500
12.0	K	50	2.52	19	0.63	480
15.0	K	50	2.52	17	0.72	460
18.0	K	50	2.52	13	0.77	430
22.0	K	50	2.52	9.6	0.84	410
27.0	K	55	2.52	7.2	0.94	390
33.0	K	55	2.52	6.8	1.03	370
39.0	K	50	2.52	6.5	1.12	350
47.0	K	45	2.52	6.3	1.22	340
56.0	K	40	2.52	6.2	1.34	320
68.0	K	40	2.52	5.7	1.47	305
82.0	K	35	2.52	5.3	1.62	290
100.0	K	30	2.52	4.8	1.80	275
120.0	K	55	0.796	3.8	3.70	185
150.0	K	45	0.796	3.5	4.20	175
180.0	K	50	0.796	3.3	4.60	165
220.0	K	55	0.796	3.0	5.10	155
270.0	K	65	0.796	2.8	5.80	145
330.0	K	65	0.796	2.6	6.40	137
390.0	K	65	0.796	2.4	7.00	133
470.0	K	60	0.796	2.25	7.70	126
560.0	K	60	0.796	2.10	8.50	120
680.0	K	55	0.796	1.95	9.40	113
820.0	K	55	0.796	1.85	10.5	105
1000.0	K	55	0.796	1.40	14.0	100

※Test meter: L&Q HP4284A; Srf HM2770;

※For special specifications please contact with us.

## LGA SERIES LGA0510 TYPE CHARACTERISTICS

Inductance (uH)	Tolerance	Qmin	Test Fre L,Q(MHz)	Self-resonant fre.(MHz min)	DC resistance ohm(max)	Rated current mA(max)
470.0	K	60	0.796	1.90	7.70	126
560.0	K	50	0.796	1.80	8.50	120
680.0	K	55	0.796	1.50	9.00	113
820.0	K	45	0.796	1.20	10.5	105
1000.0	K	45	0.796	1.00	14.0	100
1200.0	K	40	0.252	0.95	16.9	95
1500.0	K	40	0.252	0.90	21.6	90
1800.0	K	40	0.252	0.85	24.0	85
2200.0	K	40	0.252	0.80	34.7	80
2700.0	K	40	0.252	0.75	40.0	75
3300.0	K	40	0.252	0.70	59.5	62
3900.0	K	40	0.252	0.65	66.0	59
4700.0	K	40	0.252	0.60	74.5	55
5600.0	K	30	0.252	0.50	80.0	40
6800.0	K	30	0.252	0.45	85.0	35
8200.0	K	30	0.252	0.40	95.0	30
10000.0	K	20	0.252	0.35	105.0	25



※ Test meter: L&Q HP4284A; Srf HM2770;

※ For special specifications please contact with us.

## LGA SERIES LGA0512 TYPE CHARACTERISTICS

Inductance (uH)	Tolerance	Qmin	Test Fre L,Q(MHz)	Self-resonant fre.(MHz min)	DC resistance ohm(max)	Rated current mA(max)
1000.0	K	60	0.01	1.00	10.50	200
1500.0	K	75	0.01	1.00	12.50	150
1800.0	K	55	0.01	1.00	15.50	140

※ This type of inductor used in "OSRAM" the company's low-power electronic ballasts, The core structure and material differences in the general inductance.



### Distributed by Conrad Electronic SE

This data sheet is a publication by Conrad Electronic SE, Klaus-Conrad-Str. 1, D-92240 Hirschau (www.conrad.com). All rights including translation reserved. Reproduction by any method, e.g. photocopy, microfilming, or the capture in electronic data processing systems require the prior written approval by the editor. Reprinting, also in part, is prohibited. This data represent the technical status at the time of printing. Changes in technology and equipment reserved.

© Copyright 2016 by Conrad Electronic SE.