

1.27MM PITCH

SERIES IC51 (CLAMSHELL - TH) - SOP, TSOP TYPE I & II

SPECIFICATIONS

Insulation Resistance: 1,000MΩ min. at 500V DC
 Dielectric Withstanding Voltage: 700V AC for 1 minute
 Contact Resistance: 30mΩ max. at 10mA/20mV max.
 Operating Temperature Range: -40°C to +150°C (for type PSF)
 -55°C to +170°C (for type PES & PEI)
 Mating Cycles: 10,000 insertions min.

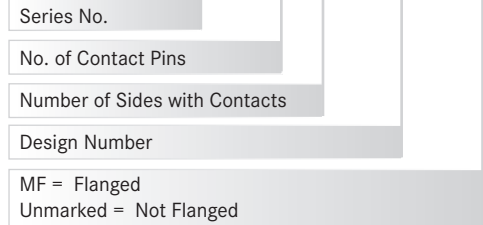
MATERIALS AND FINISH

Housing: Polyetherimide (PEI), glass-filled
 Contacts: Beryllium Copper (BeCu)
 Plating: Gold over Nickel



PART NUMBER

IC51 - 028 2 - 334-1 - MF




SERIES IC189 (OPEN TOP - TH) - SOP, TSOP TYPE I & II

SPECIFICATIONS

Insulation Resistance: 1,000MΩ min. at 100V DC, pitch 0.4, 0.5
 1,000MΩ min. at 500V DC, pitch 0.65, 0.8, 1.27
 Dielectric Withstanding Voltage: 100V AC for 1 minute, pitch 0.4, 0.5
 500V AC for 1 minute, pitch 0.65
 700V AC for 1 minute, pitch 0.8, 1.27
 Contact Resistance: 30mΩ max. at 10mA/20mV max.
 Operating Temperature Range: -40°C to +150°C
 Mating Cycles: 10,000 insertions
 Contact Force: 20g to 80g per pin

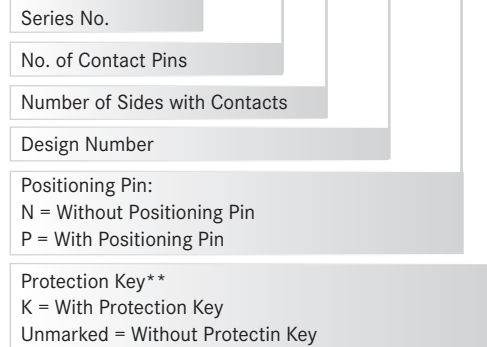
MATERIALS AND FINISH

Housing: Polysulphone (PSF), glass-filled
 Polyethersulphone (PES), glass-filled
 Polyetherimide (PEI), glass-filled
 Contacts: Beryllium Copper (BeCu)
 Plating: Gold over Nickel



PART NUMBER

IC189 - 016 2 - 019 - * *



** Protection Key: Prevents IC from releasing during transportation


SERIES IC235 (OPEN TOP - TH) - SOP, TSOP TYPE II

SPECIFICATIONS

Insulation Resistance: 1,000MΩ min. at 500V DC
 Dielectric Withstanding Voltage: 700V AC for 1 minute
 Contact Resistance: 30mΩ max. at 10mA/20mV max.
 Operating Temperature Range: -40°C to +150°C
 Mating Cycles: 10,000 insertions min.
 Contact Force: 20g to 80g per pin

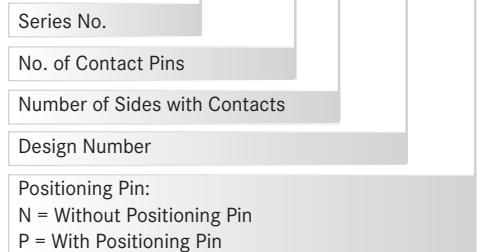
MATERIALS AND FINISH

Housing: Polyetherimide (PEI), glass-filled
 Contacts: Beryllium Copper (BeCu)
 Plating: Gold over Nickel

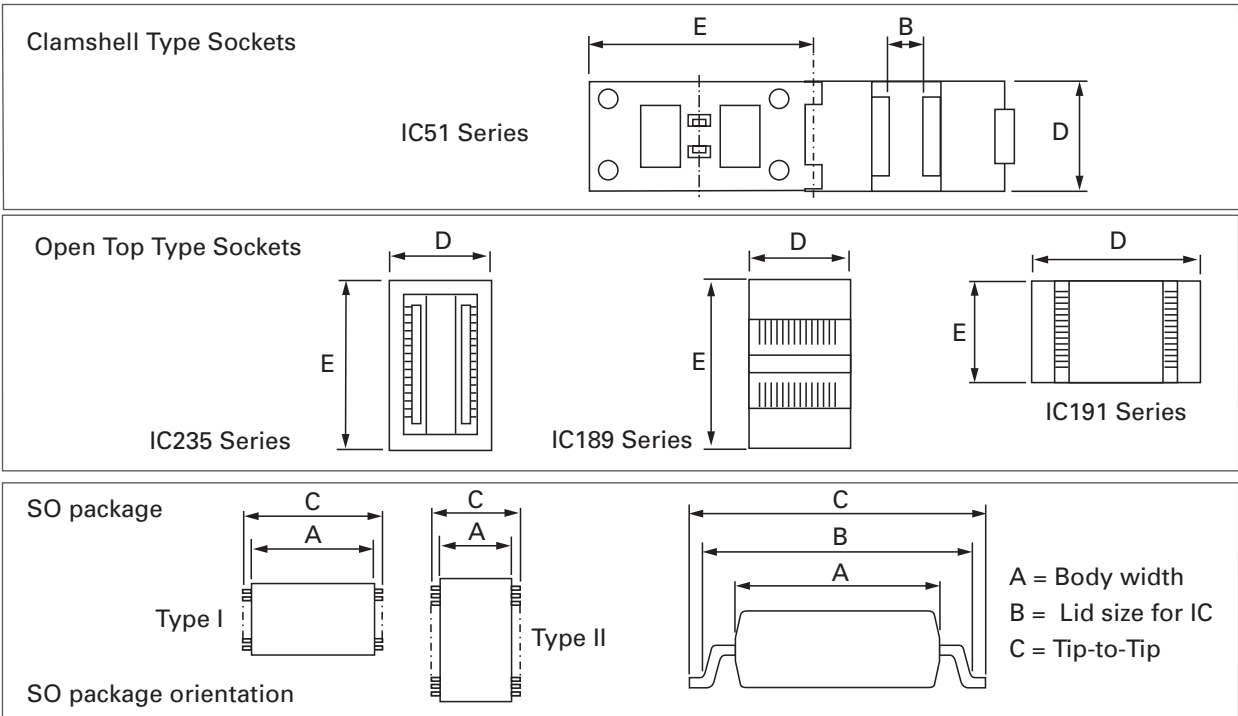


PART NUMBER

IC235 - 020 2 - 201 - *



1.27MM PITCH



C L = Clamshell, OT = Open Top, S = Separator, FB = Floating Base

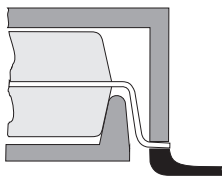
Part Number	Pin Count	IC Body A	IC Socket and Lid Size B (max.)	IC Tip-to-Tip C	Socket Dimensions D x E	Package Type	Note
IC235-0082-236-*	8	7.00	-	8.60	16.8 x 12.0	SOP	OT
IC51-0082-1024	8	5.20	7.20	7.90	18.5 x 32.5	SOP	CL/FB
IC51-0082-763	8	4.10	5.4	6.00	14.0 x 30.0	SOP	CL/S
IC51-1035 KS-10460	8	4.00	5.40	6.00	22.0 x 27.2	SOP	CL/S
IC51-0142-1013	14	5.20	7.20	7.90	18.5 x 32.5	SOP	CL/FB
IC51-1035 KS-15187	14	4.00	5.40	6.00	22.0 x 27.2	SOP	CL/S
IC51-347 KS-7704	14	7.70	9.50	10.30	16.0 x 31.5	SOP	CL/S
IC189-0162-003 *-*	16	5.30	-	7.80	20.9 x 15.8	SOP	OT
IC189-0162-019 *-*	16	5.60	-	7.70	20.8 x 16.0	SOP	OT
IC51-0162-1025	16	5.20	7.20	7.90	18.5 x 32.5	SOP	CL/FB
IC51-0162-1035	16	4.00	5.40	6.00	22.0 x 27.2	SOP	CL/S
IC51-0162-1042	16	4.00	5.40	6.00	22.0 x 27.2	SOP	CL/S
IC51-0162-150	16	4.50	4.90	6.40	26.0 x 35.0	SOP	CL/S
IC51-0162-271-1	16	5.50	5.22	8.00	13.0 x 28.5	SOP	CL/S
IC51-0162-271-2	16	5.00	5.22	8.00	13.0 x 28.5	SOP	CL/S
IC51-0162-271-3	16	4.50	5.22	8.00	13.0 x 28.5	SOP	CL/S
IC51-0162-272-1	16	5.50	5.72	8.00	13.0 x 28.5	SOP	CL/S
IC51-0162-273-1	16	5.50	6.22	8.00	13.0 x 28.5	SOP	CL/S
IC51-0162-302	16	5.35	7.20	7.80	12.0 x 30.5	SOP	CL/S
IC51-0162-658	16	4.40	5.70	7.00	26.0 x 31.5	SOP	CL/S
IC51-0162-902-2	16	5.30	7.20	8.20	12.0 x 28.5	SOP	CL/S
IC51-347 KS-6768	18	7.70	9.50	10.30	18.0 x 31.5	SOP	CL/S
IC189-0202-017	20	5.60	-	7.70	24.0 x 22.5	SOP	OT
IC51-0202-1026	20	5.20	7.20	7.90	18.5 x 32.5	SOP	CL/FB
IC51-0202-164	20	5.30	6.70	8.50	32.0 x 36.5	SOP	CL/S
IC51-0202-347	20	7.70	9.53	10.30	16.0 x 31.5	SOP	CL/S
IC51-0202-714	20	7.60	9.30	10.30	18.0 x 32.0	SOP	CL/FB
IC51-0202-932-1	20	5.30	6.50	7.20	15.5 x 26.0	SOP	CL/S
IC51-334 KS-13574	20	7.50	9.40	10.30	18.0 x 32.0	SOP	CL/S

Cont'd next page

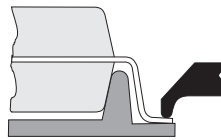
1.27MM PITCH

Part Number	Pin Count	IC Body A	IC Socket and Lid Size B (max.)	IC Tip-to-Tip C	Socket Dimensions D x E	Package Type	Note
IC51-0222-803	22	5.50	6.00	6.60	16.5 x 29.0	SOP	CL/S
IC189-0242-040 *	24	7.15	-	10.30	24.0 x 22.5	SOP	OT
IC51-0202-1026	20	5.20	7.20	7.90	18.5 x 32.5	SOP	CL/FB
IC51-0202-164	20	5.30	6.70	8.50	32.0 x 36.5	SOP	CL/S
IC51-0202-347	20	7.70	9.53	10.30	16.0 x 31.5	SOP	CL/S
IC51-0202-714	20	7.60	9.30	10.30	18.0 x 32.0	SOP	CL/FB
IC51-0242-303-1	24	5.30	7.30	8.00	18.0 x 28.5	SOP	CL/S
IC51-0242-367-1	24	9.40	10.43	11.20	18.0 x 32.5	SOP	CL/S
IC51-0242-793	24	5.50	7.10	8.00	18.5 x 29.0	SOP	CL/S
IC51-0242-980	24	5.20	7.20	7.90	18.5 x 32.5	SOP	CL/FB
IC51-0262-1339	26	7.60	8.40	9.20	23.0 x 35.5	SOP	CL/FB
IC51-0282-334-* .KS-6411	24	7.50	9.40	10.30	22.0 x 32.5	SOP	CL/S
IC189-0282-042 *	28	7.15	-	10.30	24.0 x 22.5	SOP	OT
IC51-0282-165	28	7.40	8.40	9.40	40.0 x 50.0	SOP	CL/S
IC51-0282-334-1	28	7.50	9.40	10.30	22.0 x 32.5	SOP	CL/S
IC51-0282-474	28	8.45	11.10	12.00	22.0 x 32.5	SOP	CL/S
IC51-0282-474-2	28	8.45	10.70	12.00	22.0 x 32.5	SOP	CL/S
IC51-0282-986	28	7.60	9.60	10.30	23.0 x 35.5	SOP	CL/FB
IC51-0302-371-1	30	7.80	9.60	10.30	24.0 x 32.5	SOP	CL/S
IC51-0302-904	30	7.80	9.20	10.30	24.0 x 32.5	SOP	CL/S
IC189-0322-004 *-*	32	11.40	-	14.10	27.2 x 26.5	SOP	OT
IC189-0322-005 *-*	32	11.00	-	14.00	27.2 x 27.5	SOP	OT
IC51-0322-304-2	32	8.40	11.00	12.00	24.0 x 32.5	SOP	CL/S
IC51-0322-667	32	11.60	13.10	14.00	26.0 x 33.0	SOP	CL/S
IC51-0322-667-2	32	11.60	13.10	14.00	26.0 x 33.0	SOP	CL/S
IC51-0322-937	32	8.80	10.90	12.00	26.0 x 31.5	SOP	CL/S
IC51-0322-950	32	11.30	13.00	15.00	28.0 x 42.5	SOP	CL/FB
IC51-0402-1197	40	10.90	12.90	13.70	20.0 x 52.0	SOP	CL/S
IC51-0402-991	40	11.60	13.00	14.00	30.0 x 34.5	SOP	CL/S
IC189-0442-065 *	44	13.20	-	16.00	29.11 x 34.10	SOP	OT
IC51-0442-1208	44	12.80	14.70	15.60	22.0 x 55.0	SOP	CL/S
IC51-0442-1315	44	13.00	15.00	15.80	33.0 x 40.5	SOP	CL/FB
IC51-0442-1536	44	13.40	14.70	15.60	22.0 x 55.0	SOP	CL/S

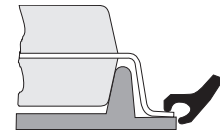
CONTACT STYLES



SERIES IC51

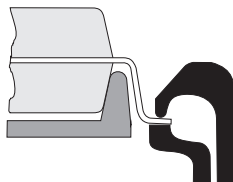


SERIES IC189 / IC191

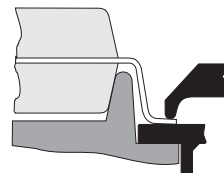


SERIES IC235

SPECIALITIES



SERIES IC (KELVIN)



SERIES IC (TWO POINT CONTACT)