

Fault signal contact 1 NO+1 NC, for miniature circuit breaker 5SL, 5SY, 5SP RCBO 5SU1, FI 5SV (for 5SU1 handle coupler 5ST3805-1 is required)








Model	
Product brand name	SETRON
Product designation	Fault signal contact
Design of the product	Mountable
Electrical endurance (switching cycles) / typical	20 000
Protection class IP	IP20
Product details	
Product component	
• fault signal contact	Yes
Product extension	Fault signal contact
Number	
Number of fault signal contacts	1
Number of NC contacts	1
Number of NO contacts	1
Number of CO contacts	0
Connections	
Connectable conductor cross-section	0.5 ... 2.5 mm ²
Tightening torque / with screw-type terminals	0.5 N·m

Type of connectable conductor cross-sections / at AWG conductors	24 ... 12
--	-----------

Mechanical Design

Height	90 mm
Width	9 mm
Depth	70 mm
Net weight	56 g
<ul style="list-style-type: none"> during operation during storage 	-25 ... +55 °C -40 ... +75 °C

Certificates

General Product Approval	Declaration of Conformity	Test Certificates	Shipping Approval
 CCC	 UR	 VDE	 EG-Konf.
		Miscellaneous	 LRS

other	Railway
Miscellaneous	Vibration and Shock

Further information

Information- and Downloadcenter (Catalogs, Brochures,...)
<http://www.siemens.com/lowvoltage/catalogs>

Industry Mall (Online ordering system)
<https://mall.industry.siemens.com/mall/en/en/Catalog/product?mlfb=5ST3020>

Service&Support (Manuals, Certificates, Characteristics, FAQs,...)
<https://support.industry.siemens.com/cs/ww/en/ps/5ST3020>

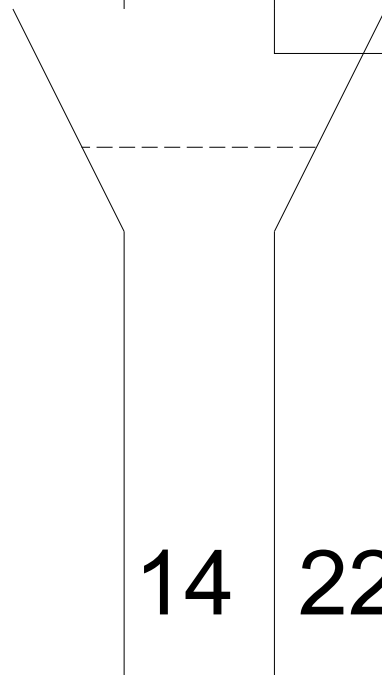
Image database (product images, 2D dimension drawings, 3D models, device circuit diagrams, ...)
http://www.automation.siemens.com/bilddb/cax_en.aspx?mlfb=5ST3020

CAX-Online-Generator
<http://www.siemens.com/cax>

Tender specifications
<http://www.siemens.com/specifications>



13 21



14 22

