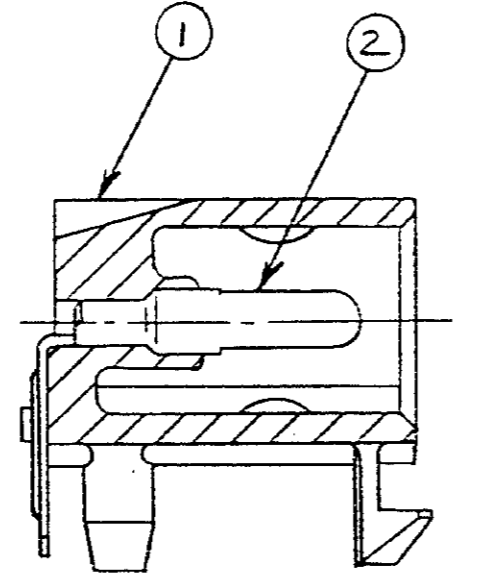
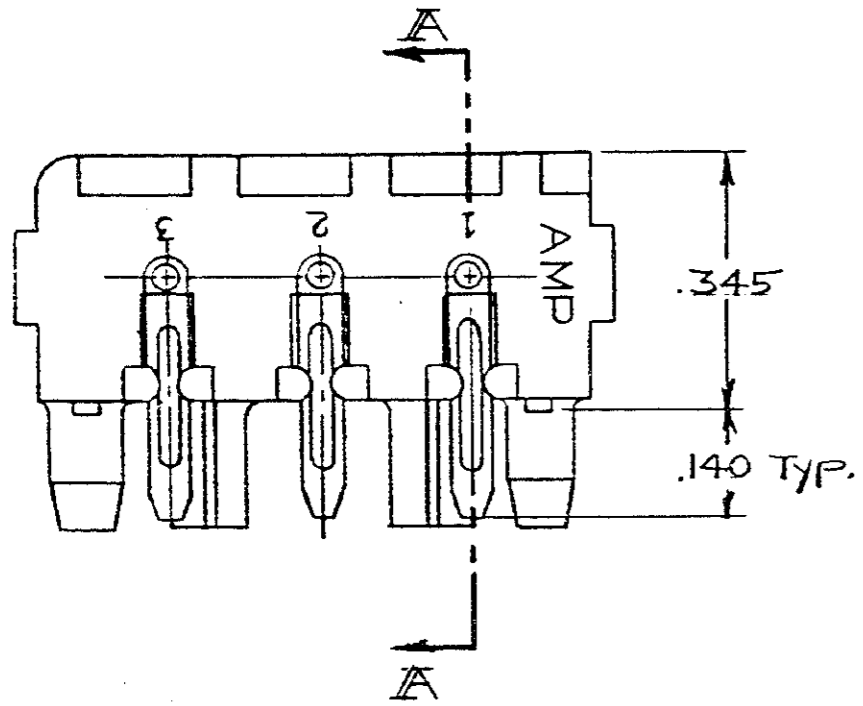
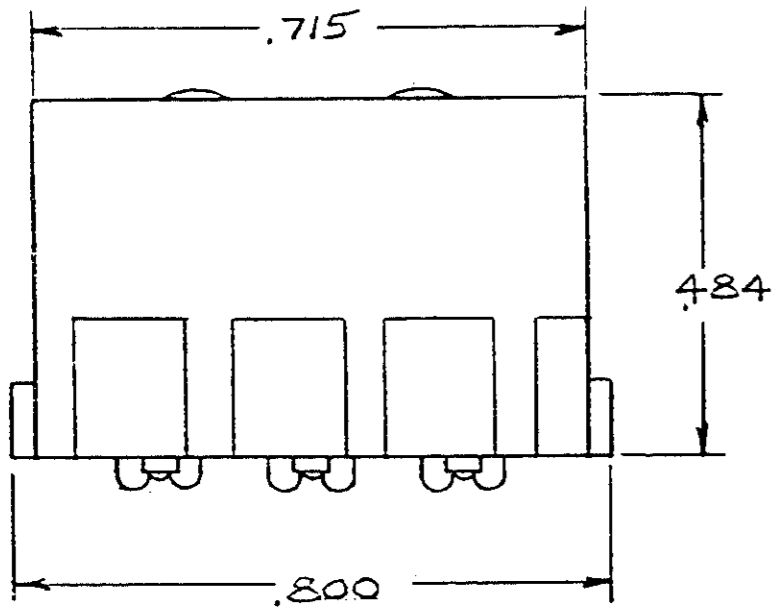


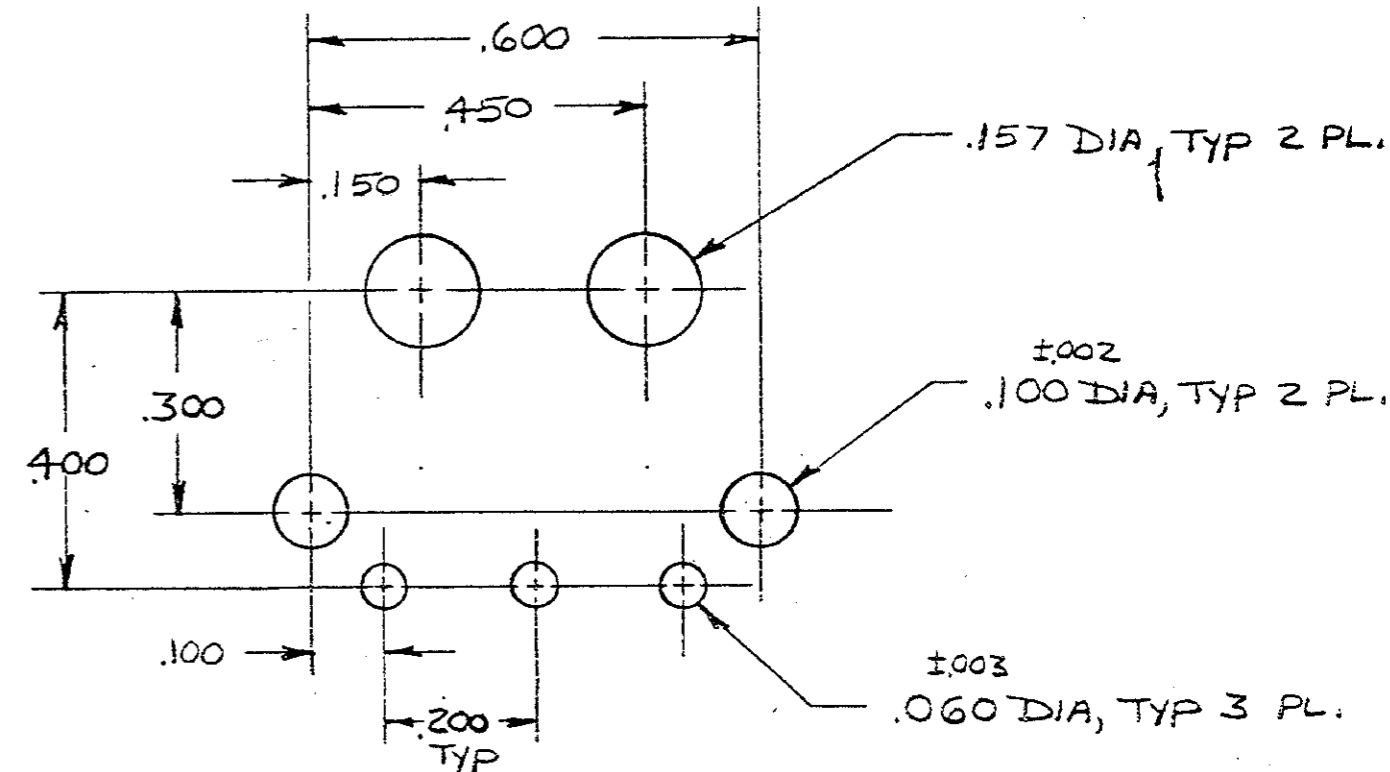
THIS DRAWING IS UNPUBLISHED. RELEASED FOR PUBLICATION, 19  
 © COPYRIGHT 19 BY AMP INCORPORATED, HARRISBURG, PA. ALL INTERNATIONAL RIGHTS RESERVED. AMP PRODUCTS MAY BE COVERED BY U.S. AND FOREIGN PATENTS AND/OR PATENTS PENDING.

REVISIONS						
P.	F.	ZONE	LTR.	DESCRIPTION	DATE	APPROVED
✓			O	RELEASED NEW DRAWING, TTI 83-44	7/18/83	MAS/D.H.
✓			A	CHANGED PICTORIALY, M-7389	6/14/83	TW/GM
✓			A	RESTORED	7/18/85	BD/RS

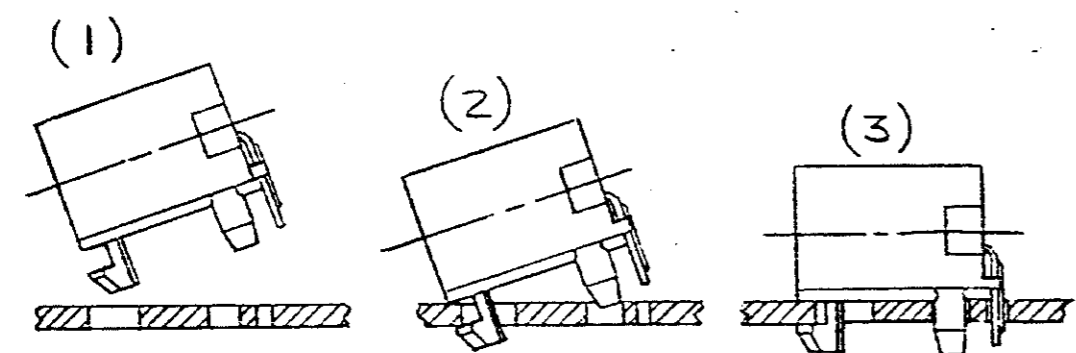
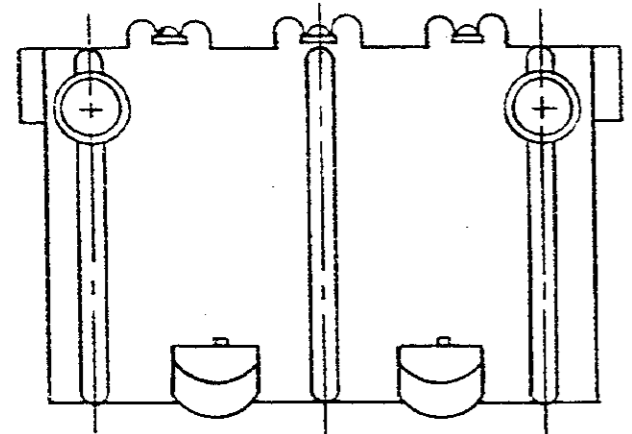
1. PARTS COMPLY WITH AMP SOLDERABILITY SPEC. 109-11-3.
2. RECOMMEND EXPOSURE TO SOLDER WAVE (490° F) NOT TO EXCEED 5 SECONDS.



SECTION A-A



RECOMMENDED LAYOUT FOR .062 THICK P.C. BOARD  
 TOL: ±.005



MOUNTING PROCEDURE

No. PER ASSY	DESCRIPTION	MATERIAL & FINISH	ITEM NO.	PART NO
3	CONTACT	PH BRZ, PRE-TIN	2	643488-1
1	HOUSING	NYLON, 94V-0, NATURAL	1	

UNLESS OTHERWISE SPECIFIED DIMENSIONS ARE IN INCHES. TOLERANCES ON: DECIMALS ±.015 ANGLES ±	CONTRACT NO		AMP INCORPORATED Harrisburg, Pa. 17105	
	DR 4-11-83 D.A. SALTZER		NAME	
	CHK A.S. Heide 4/18/83		PC HEADER ASSEMBLY, RIGHT	
	APPD A.E. TRAVIS 4/18/83		ANGLE MOUNT, 3 CIRCUIT, COMMERCIAL	
MATERIAL	SEE TABLE	APPD	MATE-N-LOK	
FINISH	SEE TABLE	DSGN APPD	SIZE C	FSCM NO 00779
		OTHER APPD	DRAWING NO 643488	
			SCALE 4:1	SHEET

WAS CP63-31153-2

643488