



Amplifier Built-in

NEW

RECTANGULAR INDUCTIVE PROXIMITY SENSOR

GX-F6/H6 SERIES



Rectangular inductive proximity sensors come in even smaller bodies!




**Introducing the even smaller 6 mm 0.236in type following 8 mm 0.315 in and 12 mm 0.472 in types**

6 mm 0.236 in super compact type is added to the high-precision inductive proximity sensor GX-F/H series.



**Easy sensor installation**

The new type of mounting bracket [MS-GX6-1 (optional)] makes mounting of the sensor easy with just one M3 screw. Also, close mounting is possible which contributes to space-saving.



**Stable detection by superior basic performance!**

Variation at the max. operation distance is within ±8 % | Temperature characteristics vary within ±8 %

Having little individual variability in the sensors along with excellent temperature characteristics, stable detection can be obtained.



**Highly resistant to water and oil! IP68g protection structure**

The new integrated construction method used improves environmental resistance performance. Sensors can be used even in places where water or oil presents.



**Strong against vibration or shock!**

With the new integrated construction method, the sensors were able to clear endurance tests of shock resistance of 10,000 m/s<sup>2</sup> acceleration (1,000 G approx. in X, Y and Z directions for three times each), and vibration resistance of 10 to 500 Hz frequency [3 mm 0.118 in (20 G max.) amplitude in X, Y and Z directions for two hours each].

**Operation indicator of high visibility**

An easy-to-see operation indicator (orange) that has a prism with a wide field of view is incorporated.



## SPECIFICATIONS

Item	Type	NPN output		PNP output	
		Model No. (Note 2) Front sensing GX-F6A(I) GX-H6A(I)	Model No. (Note 2) Top sensing GX-F6B(I) GX-H6B(I)	Model No. (Note 2) GX-F6A(I)-P GX-H6A(I)-P	Model No. (Note 2) GX-F6B(I)-P GX-H6B(I)-P
Max. operation distance (Note 3)		1.6 mm <b>0.063 in</b> ±8 %			
Stable sensing range (Note 3)		0 to 1.3 mm <b>0 to 0.051 in</b>			
Standard sensing object		Iron sheet 12 × 12 × t 1 mm <b>0.472 × 0.472 × t 0.039 in</b>			
Hysteresis		20 % or less of operation distance (with standard sensing object)			
Repeatability		Along sensing axis, perpendicular to sensing axis: 0.04 mm <b>0.0016 in</b> or less			
Supply voltage		12 to 24 V DC $\pm 10\%$ Ripple P-P 10 % or less			
Current consumption		15 mA or less			
Output		NPN open-collector transistor		PNP open-collector transistor	
		<ul style="list-style-type: none"> <li>Maximum sink current: 100 mA</li> <li>Applied voltage: 30 V DC or less (between output and 0 V)</li> <li>Residual voltage: 1 V or less (at 100 mA sink current)</li> </ul>		<ul style="list-style-type: none"> <li>Maximum source current: 100 mA</li> <li>Applied voltage: 30 V DC or less (between output and +V)</li> <li>Residual voltage: 1 V or less (at 100 mA source current)</li> </ul>	
Output operation		Normally open	Normally closed	Normally open	Normally closed
Max. response frequency		400 Hz			
Operation indicator		Orange LED (lights up when the output is ON)			
Protection		IP68 (IEC), IP68g (JEM) (Note 4, 5)			
Ambient temperature		-25 to +70 °C <b>-13 to +158 °F</b> , Storage: -40 to +85 °C <b>-40 to +185 °F</b>			
Ambient humidity		45 to 85 % RH, Storage: 35 to 95 % RH			
Sensing range variation	Temperature characteristics	Over ambient temperature range -25 to +70 °C <b>-13 to +158 °F</b> : Within ±8 % of sensing range at +23 °C <b>+73.4 °F</b> .			
	Voltage characteristics	Within ±2 % for $\pm 10\%$ fluctuation of the supply voltage			
Material		Enclosure: PBT, Indicator part: Polyester			
Cable		0.15 mm <sup>2</sup> 3-core oil, heat and cold resistant cable, 1 m <b>3.281 ft</b> long			
Net weight		15 g approx.			

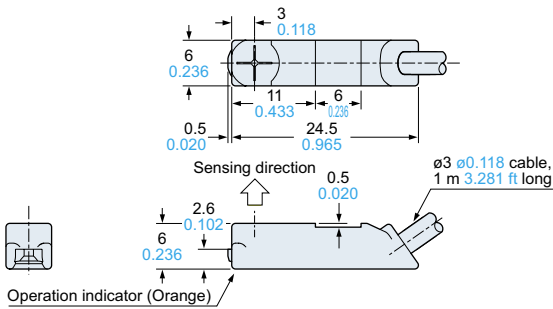
- Notes: 1) Where measurement conditions have not been specified precisely, the conditions used were an ambient temperature of +23 °C **+73.4 °F**.  
 2) "I" in the model No. indicates a different frequency type.  
 3) The maximum operation distance stands for the maximum distance for which the sensor can detect the standard sensing object. The stable sensing range stands for the sensing range for which the sensor can stably detect the standard sensing object even if there is an ambient temperature drift and/or supply voltage fluctuation.  
 4) SUNX's IP68 test method  
 ① Immerse at 0 m below 0 °C **+32 °F** water surface and leave for 30 min. Then, immerse at 0 m below +70 °C **+158 °F** water surface and leave for 30 min.  
 ② Regard the heat shock test in ① as one cycle and perform 20 cycles.  
 ③ Leave in water at a depth of 1 m **3.281 ft** in water for 500 hours.  
 ④ After tests ① to ③, insulation resistance, voltage withstandability, current consumption, and sensing range must meet the standard values.  
 5) If using the sensor in an environment where cutting oil droplets splatter, the sensor may be deteriorated due to added substances in the oil.

## DIMENSIONS (Unit: mm in)

The CAD data in the dimensions can be downloaded from the SUNX website: <http://www.sunx.com>

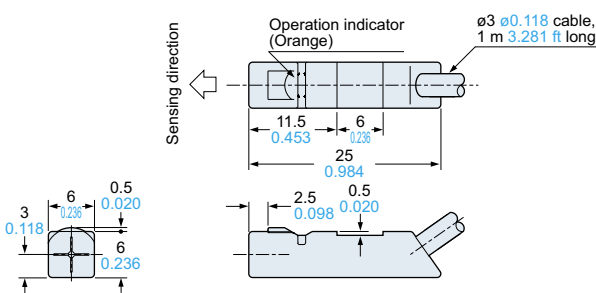
### GX-F6□

Sensor



### GX-H6□

Sensor



All information is subject to change without prior notice.

## OPTIONS

Designation	Model No.	Description
Sensor mounting bracket	<b>MS-GX6-1</b>	Recommended sensor mounting bracket. Sensors can be mounted closely together for space-saving.
	<b>MS-GL6-1</b>	Sensor mounting brackets for <b>GL-6</b> can be used. Interchange is possible.
	<b>MS-GL6-2</b>	

• MS-GX6-1



• MS-GL6-1

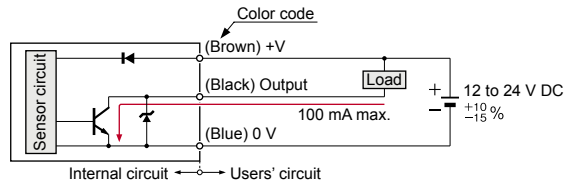


• MS-GL6-2

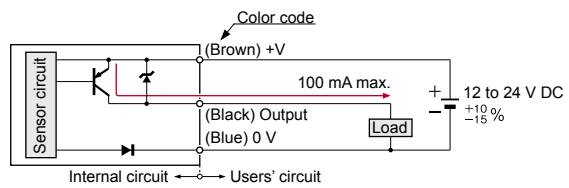


## I/O CIRCUIT DIAGRAM

### GX-F6□ GX-H6□ NPN output type

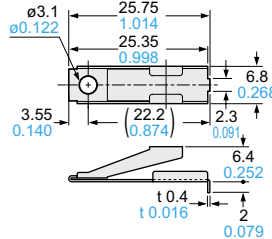


### GX-F6□-P GX-H6□-P PNP output type

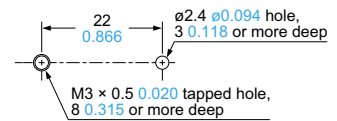


### MS-GX6-1

Sensor mounting bracket (Optional)

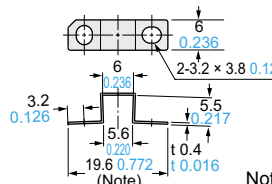


#### Mounting hole dimensions

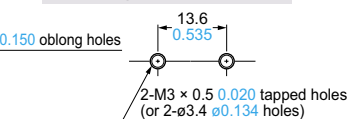


### MS-GL6-1

Sensor mounting bracket (Optional)



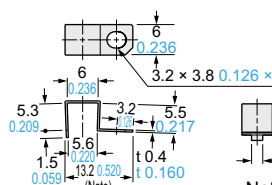
#### Mounting hole dimensions



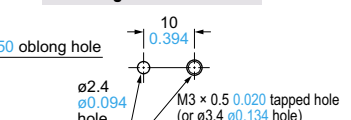
Note: 20 mm **0.787 in** with the sensor fitted.

### MS-GL6-2

Sensor mounting bracket (Optional)



#### Mounting hole dimensions



Note: 13.4 mm **0.528 in** with the sensor fitted.



### SUNX Limited

2431-1 Ushiyama-cho, Kasugai-shi, Aichi,  
 486-0901, Japan  
 Phone: +81-568-33-7211  
 FAX: +81-568-33-2631

### Overseas Sales Division

Phone: +81-568-33-7861  
 FAX: +81-568-33-8591

<http://www.sunx.com>