

Sensor/actuator box - SACB- 8/3-L-C-M8 - 1511750

Please be informed that the data shown in this PDF Document is generated from our Online Catalog. Please find the complete data in the user's documentation. Our General Terms of Use for Downloads are valid (<http://download.phoenixcontact.com>)



Sensor/actuator box, Application: Standard, Connection method: M8 socket Metal, Number of slots: 8, Number of positions: 3, Coding: A - standard, Slot assignment: single, Status indication: Yes, pnp; Master cable connection: Pluggable screw connection 180°, Shielding: No

Your advantages

- Safety in the field, thanks to molded housing and high degree of protection
- Flexible, distributed bundling of signals in one master cable
- Convenient: increased machine availability thanks to quick and easy diagnostics
- Flexible: distributor box with connector hood for on-site assembly

Key commercial data

package_quantity	1
GTIN	4017918976392

Technical data

General

Rated voltage	24 V DC
Max. operating voltage U_{max}	30 V DC
Current carrying capacity per I/O signal	2 A
Current carrying capacity per slot	2 A
Total rated current	8 A
Number of positions	3
Number of slots	8
Flammability rating according to UL 94	V0
Sensor/actuator connection system	M8 socket

Ambient conditions

Degree of protection	IP65
Degree of protection	IP67
Ambient temperature (operation)	-30 °C ... 80 °C

Local diagnostics function

Local diagnostics	Supply voltage per module Green LED
Local diagnostics	Status display I/O Yellow LED

Master cable data/connection data

Connection method	Pluggable screw connection
-------------------	----------------------------

Sensor/actuator box - SACB- 8/3-L-C-M8 - 1511750

Technical data

Master cable data/connection data

Conductor cross section min. (signal)	0.14 mm ²
Conductor cross section max. (signal)	1.5 mm ²
Conductor cross section AWG min. (signal)	26
Conductor cross section AWG max. (signal)	16
Stripping length (signal)	7 mm
Conductor cross section min. (energy)	0.14 mm ²
Conductor cross section max. (energy)	1.5 mm ²
Conductor cross section AWG min. (energy)	26
Conductor cross section AWG max. (energy)	16
External cable diameter min.	7 mm
External cable diameter max.	12 mm
Stripping length	60 mm (Master cable)
Tightening torque, cover screw	1 Nm
Tightening torque, union nut	2.5 Nm
Tightening torque slot sensor/actuator cable	0.2 Nm

Insulation material

Housing material	PBT
Material of the moulding mass	PUR
Contact material	CuSn
Contact surface material	Ni/Au
Contact carrier material	PA
Material of contact, master cable side	CU alloy
Material of contact surface, master cable side	Gold-plated
Material of the contact carrier on the master cable side	PA 66 V0
Material of threaded sleeve	Cu alloy
Material of threaded sleeve surface	Nickel-plated
O-ring material	NBR

Pin assignment

Slot/position = Wire color or connection	1 / 4 (A) = 1 / 4
Slot/position = Wire color or connection	2 / 4 (A) = 2 / 4
Slot/position = Wire color or connection	3 / 4 (A) = 3 / 4
Slot/position = Wire color or connection	4 / 4 (A) = 4 / 4
Slot/position = Wire color or connection	5 / 4 (A) = 5 / 4
Slot/position = Wire color or connection	6 / 4 (A) = 6 / 4
Slot/position = Wire color or connection	7 / 4 (A) = 7 / 4
Slot/position = Wire color or connection	8 / 4 (A) = 8 / 4
Slot/position = Wire color or connection	1-8 / 1 (+ 24 V) = U _N
Slot/position = Wire color or connection	1-8 / 3 (0 V) = 0 V

Standards and Regulations

Standard designation	M8 connector
----------------------	--------------

Sensor/actuator box - SACB- 8/3-L-C-M8 - 1511750

Technical data

Standards and Regulations

Standards/regulations	IEC 61076-2-104
Connection in acc. with standard	CUL
Flammability rating according to UL 94	V0

Classifications

eCl@ss

eCl@ss 4.0	27140815
eCl@ss 4.1	27140815
eCl@ss 5.0	27143423
eCl@ss 5.1	27143423
eCl@ss 6.0	27143423
eCl@ss 7.0	27449001
eCl@ss 8.0	27279219
eCl@ss 9.0	27440108

ETIM

ETIM 2.0	EC000200
ETIM 3.0	EC001856
ETIM 4.0	EC002585
ETIM 5.0	EC002585


UNSPSC

UNSPSC 6.01	31261501
UNSPSC 7.0901	31261501
UNSPSC 11	31261501
UNSPSC 12.01	31261501
UNSPSC 13.2	31261501

Approvals

UL Recognized / cUL Recognized / EAC / cULus Recognized /

Approval details

UL Recognized s 	
Nominal voltage UN	24 V
Nominal current IN	
mm ² /AWG/kcmil	

Sensor/actuator box - SACB- 8/3-L-C-M8 - 1511750

Approvals

cUL Recognized s	
Nominal voltage UN	24 V
Nominal current IN	
mm ² /AWG/kcmil	

EAC s

cULus Recognized s

Accessories

Connector hood without master cable

SACB-C-H180- 8/3-M8 - 1516425



Cable by the meter

SACB- 8X0,34/2X0,75-50 PUR - 1517592



Terminal marking

ZBF10:UNBEDRUCKT - 0809997



Sensor/actuator box - SACB- 8/3-L-C-M8 - 1511750

Accessories

Labeled terminal marker

ZBF10 CUS - 0825031



Protective cap

PROT-M8 - 1682540



Torque tool

TSD 02 SAC - 1208487



TSD-M 1,2NM - 1212224



TSD 25 SAC - 1212315



Sensor/actuator box - SACB- 8/3-L-C-M8 - 1511750

Accessories

TSD-M 3NM - 1212225



Screwdriver tools

SAC BIT M8-D10 - 1208461



SACC BIT M8-D12 - 1208474



SZK PZ2 VDE - 1206463



SAC BIT HOOD-W 24 - 1212486



Sensor/actuator box - SACB- 8/3-L-C-M8 - 1511750

Accessories

TSD-M SAC-BIT ADAPTER - 1212600

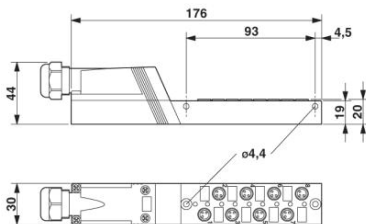


SF-BIT-PZ 2-50 - 1212592

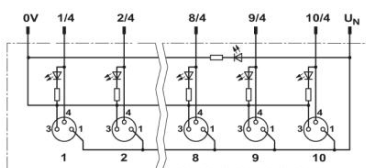


Drawings

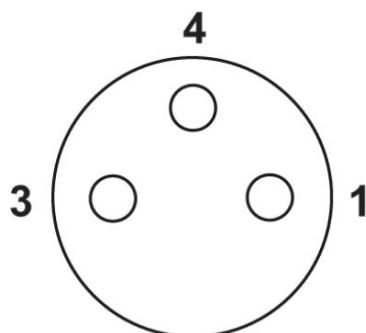
Dimensional drawing



Circuit diagram



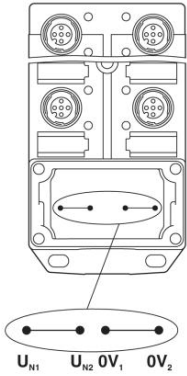
Schematic diagram



M8 slot, socket, 3-pos.

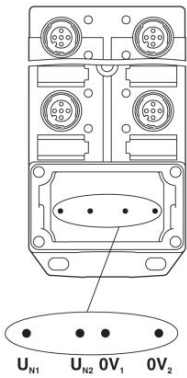
Sensor/actuator box - SACB- 8/3-L-C-M8 - 1511750

Schematic diagram



Potential UN1 and UN2 bridged

Schematic diagram



Electrically isolated

Phoenix Contact 2016 © - all rights reserved
<http://www.phoenixcontact.com>