

Sensor/actuator box - SACB-8/ 8-L-10,0PUR SCO - 1517178

Please be informed that the data shown in this PDF Document is generated from our Online Catalog. Please find the complete data in the user's documentation. Our General Terms of Use for Downloads are valid (<http://download.phoenixcontact.com>)



Sensor/actuator box, Application: Standard, Connection method: M12-SPEEDCON-socket Metal, Number of slots: 8, Number of positions: 4, Coding: A - standard, Slot assignment: single, Status indication: Yes, pnp; Master cable connection: Fixed connection 180°, PUR/PVC, Cable length: 10 m, Shielding: No

Your advantages

- Safety in the field, thanks to molded housing and high degree of protection
- Flexible, distributed bundling of signals in one master cable
- Convenient: increased machine availability thanks to quick and easy diagnostics
- Save time, thanks to installation with SPEEDCON fast locking system



Key commercial data

package_quantity	1
GTIN	4017918967840

Technical data

General

Rated voltage	24 V DC
Max. operating voltage U _{max}	30 V DC
Current carrying capacity per I/O signal	2 A
Current carrying capacity per slot	4 A
Total rated current	12 A
Number of positions	4
Number of slots	8
Flammability rating according to UL 94	V0
Sensor/actuator connection system	M12-SPEEDCON-socket

Ambient conditions

Degree of protection	IP65
Degree of protection	IP67
Degree of protection	IP69K
Ambient temperature (operation)	-30 °C ... 90 °C
Ambient temperature (operation)	-40 °C ... 90 °C (for fixed installation)
Ambient temperature (operation)	-5 °C ... 80 °C (for flexible installation)

Local diagnostics function

Sensor/actuator box - SACB-8/ 8-L-10,0PUR SCO - 1517178

Technical data

Local diagnostics function

Local diagnostics	Supply voltage Green LED
Local diagnostics	Status display I/O Yellow LED

Master cable connection data

Connection method	Fixed connection
Length of cable	10 m
Tightening torque slot sensor/actuator cable	0.4 Nm
Tightening torque of mounting screw for fixing the housing	0.5 Nm

Insulation material

Housing material	PBT
Material of the moulding mass	PUR
Contact material	Cu alloy
Contact surface material	Gold-plated
Contact carrier material	PA
Material of threaded sleeve	Zinc die-cast
Material of threaded sleeve surface	Nickel-plated
O-ring material	NBR

Pin assignment

Slot/position = Wire color or connection	1 / 4 (A) = WH
Slot/position = Wire color or connection	2 / 4 (A) = GN
Slot/position = Wire color or connection	3 / 4 (A) = YE
Slot/position = Wire color or connection	4 / 4 (A) = GY
Slot/position = Wire color or connection	5 / 4 (A) = PK
Slot/position = Wire color or connection	6 / 4 (A) = RD
Slot/position = Wire color or connection	7 / 4 (A) = BK
Slot/position = Wire color or connection	8 / 4 (A) = VT
Slot/position = Wire color or connection	1-8 / 1 (+ 24 V) = BN
Slot/position = Wire color or connection	1-8 / 3 (0 V) = BU
Slot/position = Wire color or connection	1-8 / 5 (PE) = GN/YE

Standards and Regulations

Standard designation	M12 connector
Standards/regulations	IEC 61076-2-101
Connection in acc. with standard	CUL
Flammability rating according to UL 94	V0

Cable

Cable type	PUR/PVC black
Cable type (abbreviation)	PUR
Cable abbreviation	LiYY11Y-HF
UL AWM style	20549 (80°C/300 V)
Conductor cross section	8x 0.34 mm ² (Signal line)

Sensor/actuator box - SACB-8/ 8-L-10,0PUR SCO - 1517178

Technical data

Cable

Conductor cross section	3x 0.75 mm ² (power line)
AWG signal line	22
AWG power supply	18
Conductor structure signal line	19x 0.15 mm
Conductor structure, voltage supply	42x 0.15 mm
Core diameter including insulation	1.3 mm ±0.1 mm (Signal line)
Core diameter including insulation	1.8 mm ±0.1 mm (power line)
Overall twist	Wires twisted in layers
External sheath, color	black RAL 9005
Inner sheath thickness	≥ 0.15 mm
Outer sheath thickness	≥ 0.38 mm
External cable diameter D	8.5 mm ±0.2 mm
Minimum bending radius, fixed installation	7.5 x D
Minimum bending radius, flexible installation	10 x D
Number of bending cycles	1500000
Minimum bending radius, drag chain applications	10 x D
Traversing path	2 m
Traversing rate	2 m/s
Cable weight	107.4 kg/km
Outer sheath, material	PUR
Material, inner sheath	PVC
Material conductor insulation	PVC
Conductor material	Bare Cu litz wires
Nominal voltage, cable	300 V
Test voltage, cable	2000 V
Special properties	Silicone-free
Flame resistance	DIN EN 50265
Resistance to oil	As per VDE 0472 Part 803
Other resistance	Highly resistant to acids, alkaline solutions and solvents
Ambient temperature (operation)	-40 °C ... 90 °C (cable, fixed installation)
Ambient temperature (operation)	-5 °C ... 80 °C (cable, flexible installation)

Classifications

eCl@ss

eCl@ss 4.0	27140815
eCl@ss 4.1	27140815
eCl@ss 5.0	27143423
eCl@ss 5.1	27143423
eCl@ss 6.0	27143423
eCl@ss 7.0	27449001

Sensor/actuator box - SACB-8/ 8-L-10,0PUR SCO - 1517178

Classifications

eCl@ss

eCl@ss 8.0	27279219
eCl@ss 9.0	27440108

ETIM

ETIM 2.0	EC000200
ETIM 3.0	EC001856
ETIM 4.0	EC002585
ETIM 5.0	EC002585

UNSPSC

UNSPSC 6.01	31261501
UNSPSC 7.0901	31261501
UNSPSC 11	31261501
UNSPSC 12.01	31261501
UNSPSC 13.2	31261501

Approvals

EAC / UL Recognized / cUL Recognized / cULus Recognized /

Approval details

EAC s

UL Recognized s	
Nominal voltage UN	24 V
Nominal current IN	3 A
mm ² /AWG/kcmil	

cUL Recognized s	
Nominal voltage UN	24 V
Nominal current IN	3 A
mm ² /AWG/kcmil	

cULus Recognized s 
--

Accessories

Protective cap

Sensor/actuator box - SACB-8/ 8-L-10,0PUR SCO - 1517178

Accessories

PROT-MS SCO - 1553129



Device marking

SS-ZB 17,5 WH - 0804963



SS-ZB 17,5 YE - 0804976



Labeled device marker

SS-ZB 17,5 WH CUS - 0824468



SS-ZB 17,5 YE CUS - 0824469



Torque tool

Sensor/actuator box - SACB-8/ 8-L-10,0PUR SCO - 1517178

Accessories

TSD 04 SAC - 1208429



TSD-M 1,2NM - 1212224



Screwdriver tools

TSD-M SAC-BIT ADAPTER - 1212600



SAC BIT M12-D15 - 1208432



SACC BIT M12-D20 - 1208445



Mounting rail adapter

Sensor/actuator box - SACB-8/ 8-L-10,0PUR SCO - 1517178

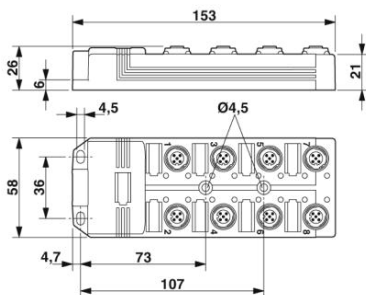
Accessories

UTA 136 - 2853996

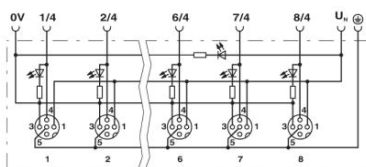


Drawings

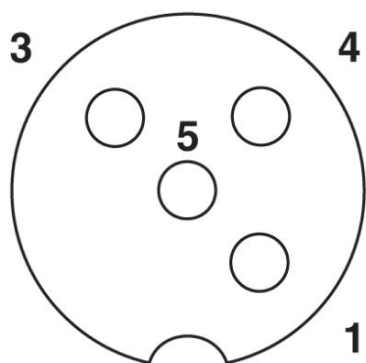
Dimensional drawing



Circuit diagram



Schematic diagram



M12 slot, socket, 4-pos.

Sensor/actuator box - SACB-8/ 8-L-10,0PUR SCO - 1517178

Cable cross section



PUR/PVC black [PUR]

Phoenix Contact 2016 © - all rights reserved
<http://www.phoenixcontact.com>