

Sensor/actuator box - SACB-8/ 8-L-C SCO - 1516823

Please be informed that the data shown in this PDF Document is generated from our Online Catalog. Please find the complete data in the user's documentation. Our General Terms of Use for Downloads are valid (<http://download.phoenixcontact.com>)



Sensor/actuator box, Application: Standard, Connection method: M12-SPEEDCON-socket Metal, Number of slots: 8, Number of positions: 4, Coding: A - standard, Slot assignment: single, Status indication: Yes, pnp; Master cable connection: Pluggable screw connection 180°, Shielding: No

Your advantages

- Safety in the field, thanks to molded housing and high degree of protection
- Flexible, distributed bundling of signals in one master cable
- Convenient: increased machine availability thanks to quick and easy diagnostics
- Save time, thanks to installation with SPEEDCON fast locking system
- Flexible: distributor box with connector hood for on-site assembly



Key commercial data

package_quantity	1
GTIN	4017918967550

Technical data

General

Rated voltage	24 V DC
Max. operating voltage U_{max}	30 V DC
Current carrying capacity per I/O signal	2 A
Current carrying capacity per slot	4 A
Total rated current	10 A
Total rated current	2x 8 A (For electrical isolation)
Number of positions	4
Number of slots	8
Flammability rating according to UL 94	V0
Sensor/actuator connection system	M12-SPEEDCON-socket

Ambient conditions

Degree of protection	IP65
Degree of protection	IP67
Degree of protection	IP69K
Ambient temperature (operation)	-30 °C ... 80 °C

Local diagnostics function

Sensor/actuator box - SACB-8/ 8-L-C SCO - 1516823

Technical data

Local diagnostics function

Local diagnostics	Supply voltage per module Green LED
Local diagnostics	Status display I/O Yellow LED

Master cable data/connection data

Connection method	Pluggable screw connection
Conductor cross section min. (signal)	0.14 mm ²
Conductor cross section max. (signal)	1.5 mm ²
Conductor cross section AWG min. (signal)	26
Conductor cross section AWG max. (signal)	16
Stripping length (signal)	7 mm
Conductor cross section min. (energy)	0.14 mm ²
Conductor cross section max. (energy)	1.5 mm ²
Conductor cross section AWG min. (energy)	26
Conductor cross section AWG max. (energy)	16
External cable diameter min.	7 mm
External cable diameter max.	12 mm
Stripping length	50 mm (Master cable)
Tightening torque, cover screw	0.35 Nm
Tightening torque, union nut	2.5 Nm
Tightening torque slot sensor/actuator cable	0.4 Nm
Tightening torque of mounting screw for fixing the housing	0.5 Nm

Insulation material

Housing material	PBT
Material of the moulding mass	PUR
Contact material	Cu alloy
Contact surface material	Gold-plated
Contact carrier material	PA
Material of contact, master cable side	CU alloy
Material of contact surface, master cable side	Gold-plated
Material of the contact carrier on the master cable side	PA 66 V0
Material of threaded sleeve	Zinc die-cast
Material of threaded sleeve surface	Nickel-plated
O-ring material	NBR

Pin assignment

Slot/position = Wire color or connection	1 / 4 (A) = 1 / 4
Slot/position = Wire color or connection	2 / 4 (A) = 2 / 4
Slot/position = Wire color or connection	3 / 4 (A) = 3 / 4
Slot/position = Wire color or connection	4 / 4 (A) = 4 / 4
Slot/position = Wire color or connection	5 / 4 (A) = 5 / 4
Slot/position = Wire color or connection	6 / 4 (A) = 6 / 4
Slot/position = Wire color or connection	7 / 4 (A) = 7 / 4

Sensor/actuator box - SACB-8/ 8-L-C SCO - 1516823

Technical data

Pin assignment

Slot/position = Wire color or connection	8 / 4 (A) = 8 / 4
Slot/position = Wire color or connection	1-8 / 1 (+ 24 V) = U _N
Slot/position = Wire color or connection	1-8 / 3 (0 V) = 0 V
Slot/position = Wire color or connection	1-8 / 5 (PE) = PE

Standards and Regulations

Standard designation	M12 connector
Standards/regulations	IEC 61076-2-101
Connection in acc. with standard	CUL
Flammability rating according to UL 94	V0

Classifications

eCl@ss

eCl@ss 4.0	27140815
eCl@ss 4.1	27140815
eCl@ss 5.0	27143423
eCl@ss 5.1	27143423
eCl@ss 6.0	27143423
eCl@ss 7.0	27449001
eCl@ss 8.0	27279219
eCl@ss 9.0	27440108

ETIM

ETIM 2.0	EC000200
ETIM 3.0	EC001856
ETIM 4.0	EC002585
ETIM 5.0	EC002585

UNSPSC

UNSPSC 6.01	31261501
UNSPSC 7.0901	31261501
UNSPSC 11	31261501
UNSPSC 12.01	31261501
UNSPSC 13.2	31261501

Approvals

EAC / EAC / UL Recognized / cUL Recognized / cULus Recognized /

Approval details

EAC s

Sensor/actuator box - SACB-8/ 8-L-C SCO - 1516823

Approvals

s

UL Recognized s	
Nominal voltage UN	24 V
Nominal current IN	3 A
mm ² /AWG/kcmil	

cUL Recognized s	
Nominal voltage UN	24 V
Nominal current IN	3 A
mm ² /AWG/kcmil	

cULus Recognized s

Accessories

Connector hood without master cable

SACB-C-H180 8/16 SCO - 1516713



Cable by the meter

SACB- 8X0,34/ 3X0,75-50,0 PUR - 1503344



Protective cap

Sensor/actuator box - SACB-8/ 8-L-C SCO - 1516823

Accessories

PROT-MS SCO - 1553129



Device marking

SS-ZB 17,5 WH - 0804963



SS-ZB 17,5 YE - 0804976



Labeled device marker

SS-ZB 17,5 WH CUS - 0824468



SS-ZB 17,5 YE CUS - 0824469



Torque tool

Sensor/actuator box - SACB-8/ 8-L-C SCO - 1516823

Accessories

TSD 04 SAC - 1208429



TSD-M 1,2NM - 1212224



TSD 25 SAC - 1212315



TSD-M 3NM - 1212225



Screwdriver tools

TSD-M SAC-BIT ADAPTER - 1212600



Sensor/actuator box - SACB-8/ 8-L-C SCO - 1516823

Accessories

SAC BIT M12-D15 - 1208432



SACC BIT M12-D20 - 1208445



SZK PZ1 VDE - 1206450



SAC BIT HOOD-W 24 - 1212486



SF-BIT-PZ 1-50 - 1212591



Mounting rail adapter

Sensor/actuator box - SACB-8/ 8-L-C SCO - 1516823

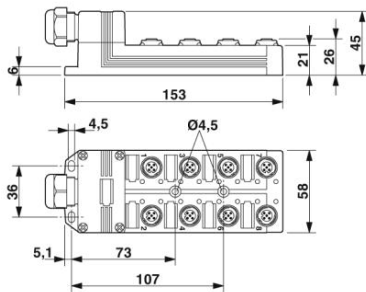
Accessories

UTA 136 - 2853996

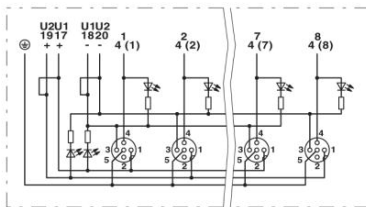


Drawings

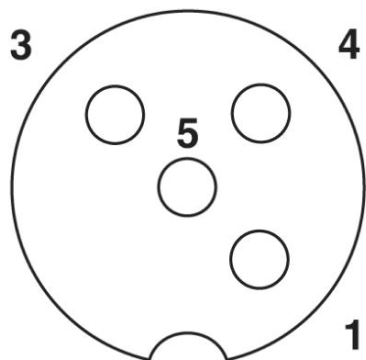
Dimensional drawing



Circuit diagram



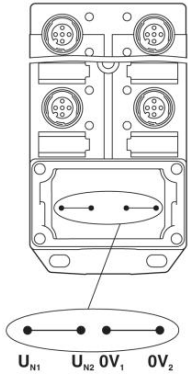
Schematic diagram



M12 slot, socket, 4-pos.

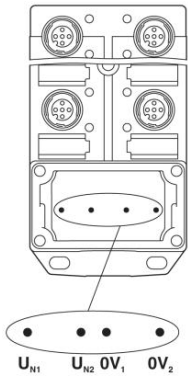
Sensor/actuator box - SACB-8/ 8-L-C SCO - 1516823

Schematic diagram



Potential UN1 and UN2 bridged. Potential assignment: UN1 = UN2 = slots 1,2,3,4,5,6,7,8.

Schematic diagram



Electrically isolated. Potential assignment: UN1 = slots 1,3,5,7 and UN2 = slots 2,4,6,8.

Phoenix Contact 2016 © - all rights reserved
<http://www.phoenixcontact.com>