

Sensor/actuator box - SACB-10/3-L-10,0PUR-M8 - 1516085

Please be informed that the data shown in this PDF Document is generated from our Online Catalog. Please find the complete data in the user's documentation. Our General Terms of Use for Downloads are valid (<http://download.phoenixcontact.com>)



Sensor/actuator box, Application: Standard, Connection method: M8 socket Metal, Number of slots: 10, Number of positions: 3, Coding: A - standard, Slot assignment: single, Status indication: Yes, pnp; Master cable connection: Fixed connection 180°, PUR/PVC, Cable length: 10 m, Shielding: No

Your advantages

- Safety in the field, thanks to molded housing and high degree of protection
- Flexible, distributed bundling of signals in one master cable
- Convenient: increased machine availability thanks to quick and easy diagnostics

Key commercial data

package_quantity	1
GTIN	4017918967062

Technical data

General

Rated voltage	24 V DC
Max. operating voltage U_{max}	30 V DC
Current carrying capacity per I/O signal	2 A
Current carrying capacity per slot	2 A
Total rated current	6 A
Number of positions	3
Number of slots	10
Flammability rating according to UL 94	V0
Sensor/actuator connection system	M8 socket

Ambient conditions

Degree of protection	IP65
Degree of protection	IP67
Ambient temperature (operation)	-30 °C ... 80 °C

Local diagnostics function

Local diagnostics	Supply voltage Green LED
Local diagnostics	Status display I/O Yellow LED

Master cable connection data

Connection method	Fixed connection
Length of cable	10 m

Sensor/actuator box - SACB-10/3-L-10,0PUR-M8 - 1516085

Technical data

Master cable connection data

Tightening torque slot sensor/actuator cable	0.2 Nm
---	--------

Insulation material

Housing material	PBT
Material of the moulding mass	PUR
Contact material	CuSn
Contact surface material	Ni/Au
Contact carrier material	PA
Material of threaded sleeve	Cu alloy
Material of threaded sleeve surface	Nickel-plated
O-ring material	NBR

Pin assignment

Slot/position = Wire color or connection	1 / 4 (A) = WH
Slot/position = Wire color or connection	2 / 4 (A) = GN
Slot/position = Wire color or connection	3 / 4 (A) = YE
Slot/position = Wire color or connection	4 / 4 (A) = GY
Slot/position = Wire color or connection	5 / 4 (A) = PK
Slot/position = Wire color or connection	6 / 4 (A) = RD
Slot/position = Wire color or connection	7 / 4 (A) = BK
Slot/position = Wire color or connection	8 / 4 (A) = VT
Slot/position = Wire color or connection	9 / 4 (A) = WH/PK
Slot/position = Wire color or connection	10 / 4 (A) = PK/BN
Slot/position = Wire color or connection	1-10 / 1 (+24 V) = BN
Slot/position = Wire color or connection	1-10 / 3 (0 V) = BU

Standards and Regulations

Standard designation	M8 connector
Standards/regulations	IEC 61076-2-104
Connection in acc. with standard	CUL
Flammability rating according to UL 94	V0

Cable

Cable type	PUR/PVC black
Cable type (abbreviation)	PUR
Cable abbreviation	LiYY11Y-HF
UL AWM style	20549
Conductor cross section	10x 0.34 mm ² (Signal line)
Conductor cross section	2x 0.75 mm ² (power line)
AWG signal line	22
AWG power supply	18
Conductor structure signal line	19x 0.15 mm
Conductor structure, voltage supply	42x 0.15 mm
Core diameter including insulation	1.3 mm ±0.1 mm (Signal line)

Sensor/actuator box - SACB-10/3-L-10,0PUR-M8 - 1516085

Technical data

Cable

Core diameter including insulation	1.8 mm ±0.1 mm (power line)
Overall twist	Wires twisted in layers
External sheath, color	black RAL 9005
Inner sheath thickness	≥ 0.15 mm
Outer sheath thickness	≥ 0.38 mm
External cable diameter D	8.6 mm ±0.2 mm
Minimum bending radius, fixed installation	7.5 x D
Minimum bending radius, flexible installation	10 x D
Number of bending cycles	1500000
Bending radius	86 mm
Traversing path	2 m
Traversing rate	2 m/s
Cable weight	111.1 kg/km
Outer sheath, material	PUR
Material, inner sheath	PVC
Material conductor insulation	PVC
Conductor material	Bare Cu litz wires
Nominal voltage, cable	300 V
Test voltage, cable	2000 V
Special properties	Silicone-free
Flame resistance	DIN EN 50265
Resistance to oil	As per VDE 0472 Part 803
Other resistance	Highly resistant to acids, alkaline solutions and solvents
Ambient temperature (operation)	-40 °C ... 90 °C (cable, fixed installation)
Ambient temperature (operation)	-5 °C ... 80 °C (cable, flexible installation)

Classifications

eCl@ss

eCl@ss 4.0	27140815
eCl@ss 4.1	27140815
eCl@ss 5.0	27143423
eCl@ss 5.1	27143423
eCl@ss 6.0	27143423
eCl@ss 7.0	27449001
eCl@ss 8.0	27279219
eCl@ss 9.0	27440108

ETIM

ETIM 2.0	EC000200
ETIM 3.0	EC001856
ETIM 4.0	EC002585

Sensor/actuator box - SACB-10/3-L-10,0PUR-M8 - 1516085

Classifications

ETIM

ETIM 5.0	EC002585
-----------------	----------


UNSPSC


UNSPSC 6.01	31261501
UNSPSC 7.0901	31261501
UNSPSC 11	31261501
UNSPSC 12.01	31261501
UNSPSC 13.2	31261501

Approvals


UL Recognized / cUL Recognized / EAC / cULus Recognized /

Approval details

UL Recognized s 	
Nominal voltage UN	24 V
Nominal current IN	
mm ² /AWG/kcmil	

cUL Recognized s 	
Nominal voltage UN	24 V
Nominal current IN	
mm ² /AWG/kcmil	

EAC s

cULus Recognized s 

Accessories

Terminal marking

Sensor/actuator box - SACB-10/3-L-10,0PUR-M8 - 1516085

Accessories

ZBF10:UNBEDRUCKT - 0809997



Labeled terminal marker

ZBF10 CUS - 0825031



Protective cap

PROT-M8 - 1682540



Torque tool

TSD 02 SAC - 1208487



Screwdriver tools

SAC BIT M8-D10 - 1208461



Sensor/actuator box - SACB-10/3-L-10,0PUR-M8 - 1516085

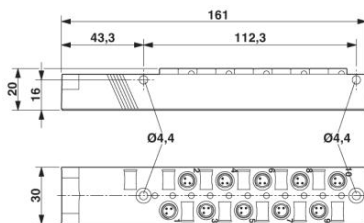
Accessories

SACC BIT M8-D12 - 1208474

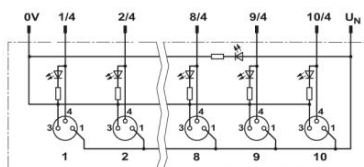


Drawings

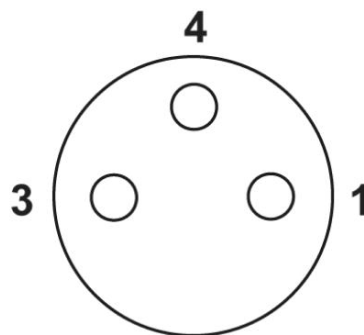
Dimensional drawing



Circuit diagram



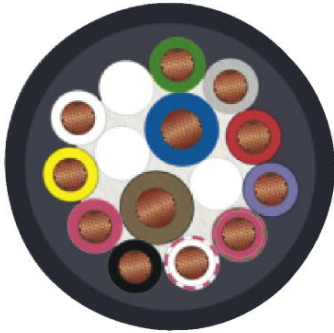
Schematic diagram



M8 slot, socket, 3-pos.

Sensor/actuator box - SACB-10/3-L-10,0PUR-M8 - 1516085

Cable cross section



PUR/PVC black [PUR]

Phoenix Contact 2016 © - all rights reserved
<http://www.phoenixcontact.com>