



Features

- Ultra slim
- Universal AC input / Full range
- 2 pole EURO plug, Class II power unit
- No load power consumption < 0.075W
- **Energy efficiency Level VI**
- Comply with EU ErP and meet CoC version 5
- Protections: Short circuit / Overload / Over voltage
- Fully enclosed plastic case
- Pass LPS
- 54V model available for PoE(optional)
- Various DC plug quick adapter accessory available
(Plug kit sold separately, please refer to : https://www.meanwell.com/upload/pdf/DC_plug.pdf)
- 3 years warranty

Applications

- Consumer electronic devices
- Telecommunication devices
- Office facilities
- Industrial equipments
- Power sourcing equipment of PoE

GTIN CODE

MW Search: <https://www.meanwell.com/serviceGTIN.aspx>

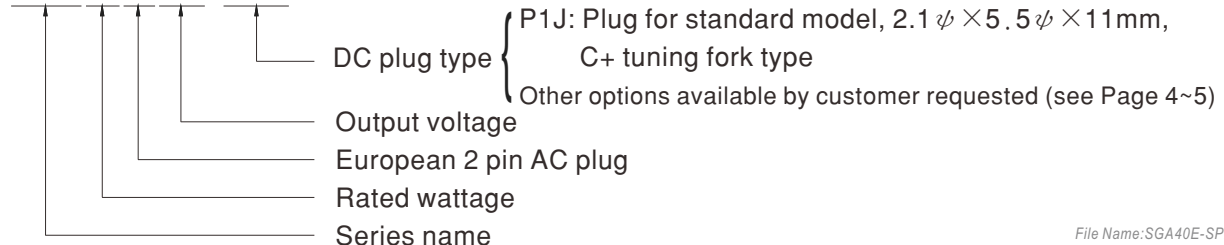
Description

SGA40E is a 40W ultra slim wall-mounted style single-output green adaptor series, which is compact and convenient for carry. SGA40E is a class II power unit (no FG) equipped with the standard 2-Pin European plug, accepting the input range from 90VAC to 264VAC. The whole series provides different models with output voltages ranging between 5VDC and 48VDC that it can satisfy the demands for various types of consumer electronic devices.

With the efficiency up to 89% and the extremely low no-load power consumption below 0.075W, SGA40E is compliant with EU ErP and meet CoC version 5. The supreme feature allows the adaptor to save the energy when it is under either the operating mode or the standby mode. The entire series is approved for international safety regulations; moreover, it adopts the 94V-0 flame retardant plastic case that it can effectively prevent users from electric hazards.

Model Encoding

SGA 40 E 05 -P1J

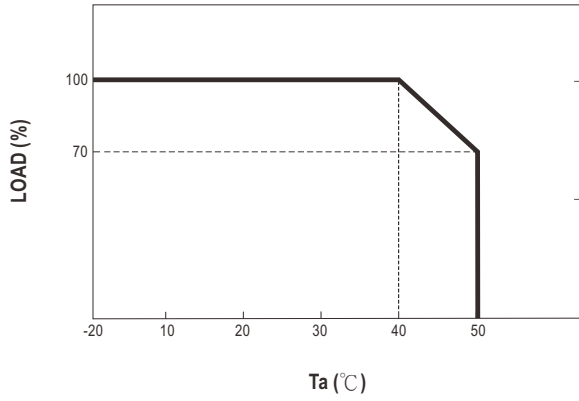




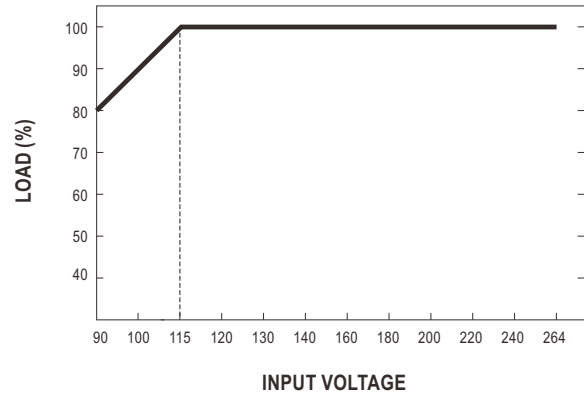
SPECIFICATION

ORDER NO.	SGA40E05-P1J	SGA40E09-P1J	SGA40E12-P1J	SGA40E15-P1J	SGA40E18-P1J	SGA40E24-P1J	SGA40E48-P1J	
OUTPUT	SAFETY MODEL NO.	SGA40E05	SGA40E09	SGA40E12	SGA40E15	SGA40E18	SGA40E24	SGA40E48
	DC VOLTAGE Note.2	5V	9V	12V	15V	18V	24V	48V
	RATED CURRENT	5A	4.44A	3.33A	2.66A	2.22A	1.66A	0.83A
	CURRENT RANGE	0 ~ 5A	0 ~ 4.44A	0 ~ 3.33A	0 ~ 2.66A	0 ~ 2.22A	0 ~ 1.66A	0 ~ 0.83A
	RATED POWER (max.)	25W	40W	40W	40W	40W	40W	40W
	RIPPLE & NOISE (max.) Note.3	120mVp-p	120mVp-p	120mVp-p	120mVp-p	120mVp-p	150mVp-p	150mVp-p
	VOLTAGE TOLERANCE Note.4	± 5.0%	± 5.0%	± 3.0%	± 2.0%	± 2.0%	± 2.0%	± 2.0%
	LINE REGULATION Note.5	± 1.0%	± 1.0%	± 1.0%	± 1.0%	± 1.0%	± 1.0%	± 1.0%
	LOAD REGULATION Note.6	± 5.0%	± 5.0%	± 3.0%	± 2.0%	± 2.0%	± 2.0%	± 2.0%
SETUP, RISE, HOLD UP TIME	1500ms, 100ms, 10ms/230VAC 1500ms, 100ms, 10ms/115VAC at full load							
INPUT	VOLTAGE RANGE Note.7	90 ~ 264VAC						
	FREQUENCY RANGE	47 ~ 63Hz						
	EFFICIENCY (Typ.)	83%	86.5%	86.5%	86.5%	87%	88%	89%
	AC CURRENT	1A / 115VAC 0.5A / 230VAC						
	INRUSH CURRENT (max.)	Cold start 40A / 115VAC 70A / 230VAC						
	LEAKAGE CURRENT(max.)	0.25mA / 240VAC						
PROTECTION	OVERLOAD	110 ~ 250% rated output power Protection type : Hiccup mode, recovers automatically after fault condition is removed						
	OVER VOLTAGE	110 ~ 140% rated output voltage Protection type : Clamp by zener diode, output short						
	WORKING TEMP.	-20 ~ +50°C (Refer to "Derating Curve")						
ENVIRONMENT	WORKING HUMIDITY	20% ~ 90% RH non-condensing						
	STORAGE TEMP., HUMIDITY	-20 ~ +85°C, 10 ~ 95% RH non-condensing						
	TEMP. COEFFICIENT	± 0.03% / °C (0 ~ 40°C)						
	VIBRATION	10 ~ 500Hz, 2G 10min./1cycle, period for 60min. each along X, Y, Z axes						
	SAFETY STANDARDS	TUV BS EN/EN62368-1, EAC TP TC 004 approved						
WITHSTAND VOLTAGE	I/P-O/P:4242VDC							
ISOLATION RESISTANCE	I/P-O/P:100M Ohms / 500VDC / 25°C / 70% RH							
SAFETY & EMC (Note. 8)	EMC EMISSION	Parameter	Standard				Test Level / Note	
		Conducted emission	BS EN/EN55032(CISPR32)				Class B	
		Radiated emission	BS EN/EN55032(CISPR32)				Class B	
		Harmonic current	BS EN/EN61000-3-2				Class A	
	Voltage flicker	BS EN/EN61000-3-3				-----		
	EMC IMMUNITY	Parameter	Standard				Test Level / Note	
		ESD	BS EN/EN61000-4-2				Level 3, 8KV air; Level 2, 4KV contact	
		RF field susceptibility	BS EN/EN61000-4-3				Level 2, 3V/m	
		EFT bursts	BS EN/EN61000-4-4				Level 2, 1KV	
		Surge susceptibility	BS EN/EN61000-4-5				Level 3, 1KV/L-N	
		Conducted susceptibility	BS EN/EN61000-4-6				Level 2, 3V	
		Magnetic field immunity	BS EN/EN61000-4-8				Level 1, 1A/m	
	Voltage dips , interruption	BS EN/EN61000-4-11				>95% dip 0. 5 periods, 30% dip 25 periods, >95% interruptions 250 periods		
	OTHERS	LIFE	3 years : 100% load 40°C, 12hours / day					
MTBF		400Khrs min. MIL-HDBK-217F(25°C)						
DIMENSION		75.5*32*47.5mm (L*W*H)						
PACKING		165g ; 60pcs / 13kg / CARTON						
CONNECTOR	PLUG	See page 4~5 ; Other type available by customer requested						
	CABLE	See page 4~5 ; Other type available by customer requested						
NOTE	<p>1.All parameters are specified at 230VAC input, rated load, 25°C 70% RH ambient.</p> <p>2.DC voltage: The output voltage set at point measure by plug terminal & 50% load.</p> <p>3.Ripple & noise are measured at 20MHz by using a 12" twisted pair terminated with a 0.1uf & 47uf capacitor.</p> <p>4.Tolerance: includes set up tolerance, line regulation, load regulation.</p> <p>5.Line regulation is measured from low line to high line at rated load.</p> <p>6.Load regulation is measured from 10% to 100% rated load</p> <p>7.Derating may be needed under low input voltage. Please check the derating curve for more details.</p> <p>8.The power supply is considered as an independent unit, but the final equipment still need to re-confirm that the whole system complies with the EMC directives. For guidance on how to perform these EMC tests, please refer to "EMI testing of component power supplies." (as available on http://www.meanwell.com)</p> <p>※ Product Liability Disclaimer : For detailed information, please refer to https://www.meanwell.com/serviceDisclaimer.aspx</p>							

■ Derating Curve

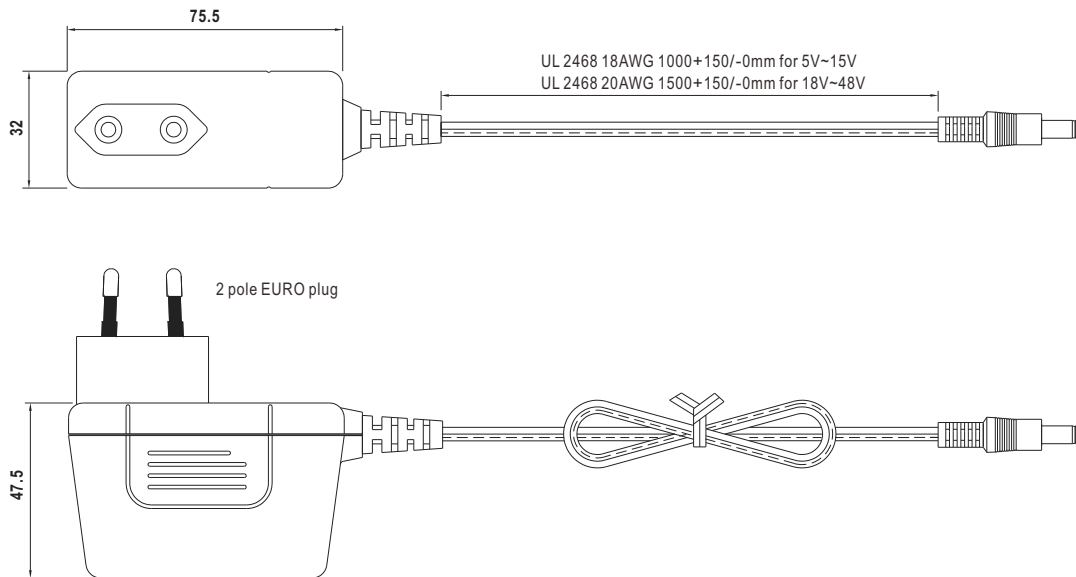


■ Static Characteristics



■ Mechanical Specification

Unit:mm



■ DC output plug

◎ Standard plug: P1J

Unit:mm

P1J	Pin Assignment
	Outside Inside

◎ DC plug changeable through:

- (1) Customization of the standard part with an optional DC plug according to the table (MOQ applicable)
- (2) Quick adapter accessory (sold separately without MOQ)

Please refer to below table and online selection guide : https://www.meanwell.com/upload/pdf/DC_plug.pdf

Example quick adapter accessory:



◎ Optional DC plug: (Available in customized cable or quick adapter)

Tuning Fork Style		Type No.	A	B	C	Quick Adapter Accessory
			OD	ID	L	
		P1I (Straight)	5.5	2.1	9.5	Available (Current rating: 7.5A max.)
		P1L (Straight)	5.5	2.5	9.5	
		P1M (Straight)	5.5	2.5	11.0	
		P1IR (Right-angled)	5.5	2.1	9.5	
		P1JR (Right-angled)	5.5	2.1	11.0	
		P1LR (Right-angled)	5.5	2.5	9.5	
P1MR (Right-angled)	5.5	2.5	11.0			
Barrel Style		Type No.	A	B	C	None
			OD	ID	L	
		P2I (Straight)	5.5	2.1	9.5	
		P2J (Straight)	5.5	2.1	11.0	
		P2L (Straight)	5.5	2.5	9.5	
		P2M (Straight)	5.5	2.5	11.0	
		P2IR (Right-angled)	5.5	2.1	9.5	
		P2JR (Right-angled)	5.5	2.1	11.0	
		P2LR (Right-angled)	5.5	2.5	9.5	
		P2MR (Right-angled)	5.5	2.5	11.0	
Lock Style		Type No.	A	B	C	None
			OD	ID	L	
		P2S(S761K)	5.53	2.03	12.06	
		P2K(761K)	5.53	2.54	12.06	
		P2C(S760K)	5.53	2.03	9.52	
		P2D(760K)	5.53	2.54	9.52	
SWITCHCRAFT original or equivalent						
Min. Pin Style		Type No.	A	B	C	Available (Current rating: 5A max.)
			OD	ID	L	
		P3A (EIAJ equivalent)	2.35	0.7	11.0	
		P3B (EIAJ equivalent)	4.0	1.7	11.0	
		P3C (EIAJ equivalent)	4.75	1.7	11.0	

Center Pin Style	Type No.	A	B	C	D	Quick Adapter Accessory
		OD	ID	L	Center Pin	
	P4A	5.5	3.4	11.0	1.0	Available (Current rating: 7.5A max.)
	P4B	6.5	4.4	11.0	1.4	
	P4C	7.4	5.1	11.0	0.6	
Min. DIN 3 Pin with Lock (male)	Type No.	Pin Assignment				
	R6B	PIN No.	Output			
		1	+Vo			
		2	-Vo			
		3	+Vo			
Min. DIN 4 Pin with Lock (male)	Type No.	Pin Assignment				
	R7B	PIN No.	Output			
		1	+Vo			
		2	-Vo			
		3	-Vo			
		4	+Vo			
Min. DIN 4 Pin with Lock (female)	Type No.	Pin Assignment				
	R7BF	PIN No.	Output			
		1	+Vo			
		2	-Vo			
		3	-Vo			
		4	+Vo			
Stripped and tinned leads	Type No.	Pin Assignment				
<p>Length of Land L1 by request (MW's standard length, L: 25 mm, L1: 10 mm)</p>	by customer	PIN No.	Output			
		1 (Ribbed or White)	+Vo			
		2 (Letter or Black)	-Vo			

■ Installation Manual

Please refer to : <http://www.meanwell.com/manual.html>