



Zakład Mechaniki i Elektroniki
ZAMEL sp.j.
J.W. Dzida, K. Łodzińska



ul. Zielona 27, 43-200 Pszczyna, Poland
Tel. +48 (32) 210 46 65, Fax +48 (32) 210 80 04
www.zamelcet.com, e-mail: marketing@zamel.pl

DESCRIPTION

The ASP-01 staircase timer is designed ASP - 01 for corridor and staircase lighting control. After the circuit triggering the timer keeps the light ON for the preset time and then switches it OFF. It has an adjustable ON-time setting of 10 seconds to 16 minutes. ON-time may be adjusted by means of a potentiometer. The ASP-01 staircase timer may be applied as a time relay for delayed switch-OFF. It is possible to mount the device under a push button, in a deep junction box of 60 mm diameter.

FEATURES

- ☞ Staircase lighting control,
- ☞ Continuous ON-time adjustment of 10 seconds to 16 minutes,
- ☞ Soft start and switch-OFF (0.8 s),
- ☞ Load ON indicator – red LED,
- ☞ Device triggering by means of the L wire,
- ☞ Applicable together with single pole push buttons, illuminated,
- ☞ Two-conductor control system,
- ☞ Easy applicable together with any existing electrical system,
- ☞ Supplied in series with load.

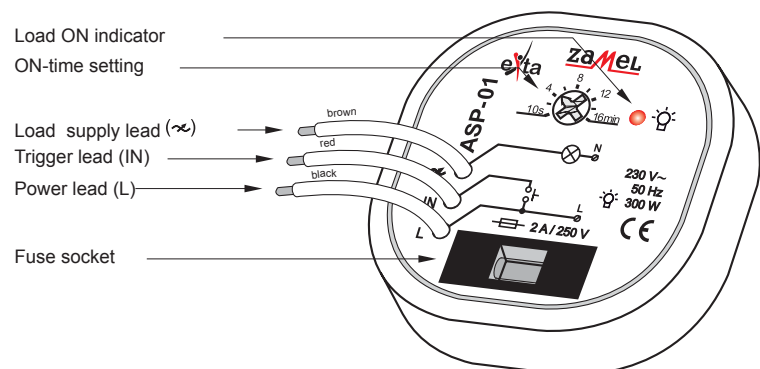


The device should be connected to a single-phase system accordingly to current standards. The device connection will be described in this manual. Only qualified electricians are allowed to connect, assembly and adjust the timer. It is necessary to read this manual before the timer mounting. Do not disassembly the timer casing or you will lose any warranty rights and expose yourself to the electric shock hazard. Before mounting operation make sure of disconnecting the connection wires from the electric network. Use a cross-head screwdriver of 3.5 mm diameter to mount the device. The timer should be carried, stored and used in an appropriate way. Do not mount the timer in case of any device parts lack, damage or deformation. In case of malfunction please notify the manufacturer.

TECHNICAL DATA

ASP - 01	
Power leads:	L(black), \sphericalangle brown - in series with the load
Rated voltage:	230 V~
Rated voltage tolerance:	-15 ÷ +10 %
Rated frequency:	50 Hz
Rated current:	8 mA
Trigger conductor:	IN (red)
Load supply:	\sphericalangle brown
ON-time adjustment range:	10 s ÷ 16 min
ON-time setting accuracy:	±3 %
ON-time setting repeatability:	±5 %
ON-time setting:	continuous (potentiometer)
Load supply indicator:	red LED
Permissible load:	30 ÷ 300 W
Fuse technical specification:	5 x 20 mm, ultra-fast, 2 A / 250 V
Control:	triac
Connection wires quantity:	3
Connection wire section:	1 mm ²
Connection wire length:	10 cm
Operating temperature:	-20 ÷ +45 °C
Operating position:	optional
Casing fastening:	for 60 mm junction box
Casing IP:	IP40
Protection class:	II
Overvoltage category:	II
Pollution level:	2
Dimensions:	50 x 50 x 15 mm
Weight:	28 g
Standard conformity:	PN-EN 60669-1; PN-EN 60669-2-1 PN-EN 61000-4-2,3,4,5,6,11

APPERANCE



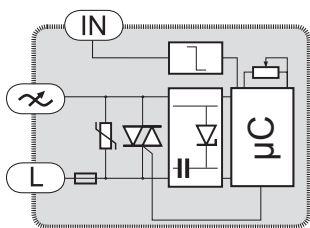
ASSEMBLY

1. Disconnect the electric network by means of an appropriate cut-off, current-limiting circuit-breaker or separator.
2. Check if there is no any voltage between power leads by means of an appropriate gauge.
3. Place the ASP-01 device in a box and connect wires accordingly to electrical diagram.
4. Connect power supply circuit.
5. Adjust the light ON-time required by means of the potentiometer.

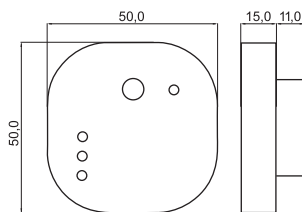
OPERATION

The timer is ready to work just right after its appropriate connecting. The light will be ON for the preset ON-time duration after the timer is triggered by means of a single pole push button. When the preset time is over, the light will be OFF automatically until the timer is triggered once again. The light is softly ON and OFF (soft start, 0.8 s). The staircase timer may be connected either to three-conductor or four-conductor wiring. Check carefully if the trigger and load circuits have been connected correctly. The timer may be damaged if connected inappropriately. In case of the counter-interlock lack the light is continuously ON when the trigger push button is blocked.

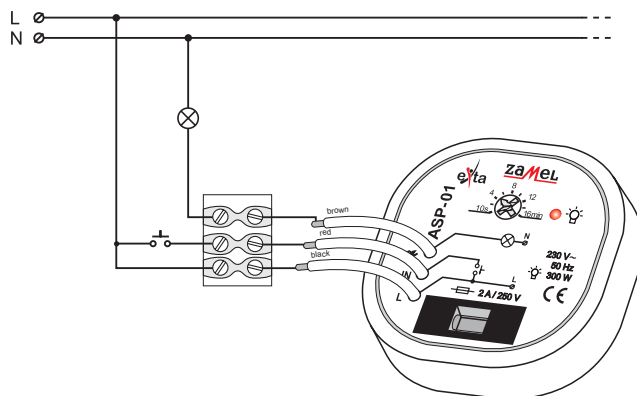
UNIT DIAGRAM



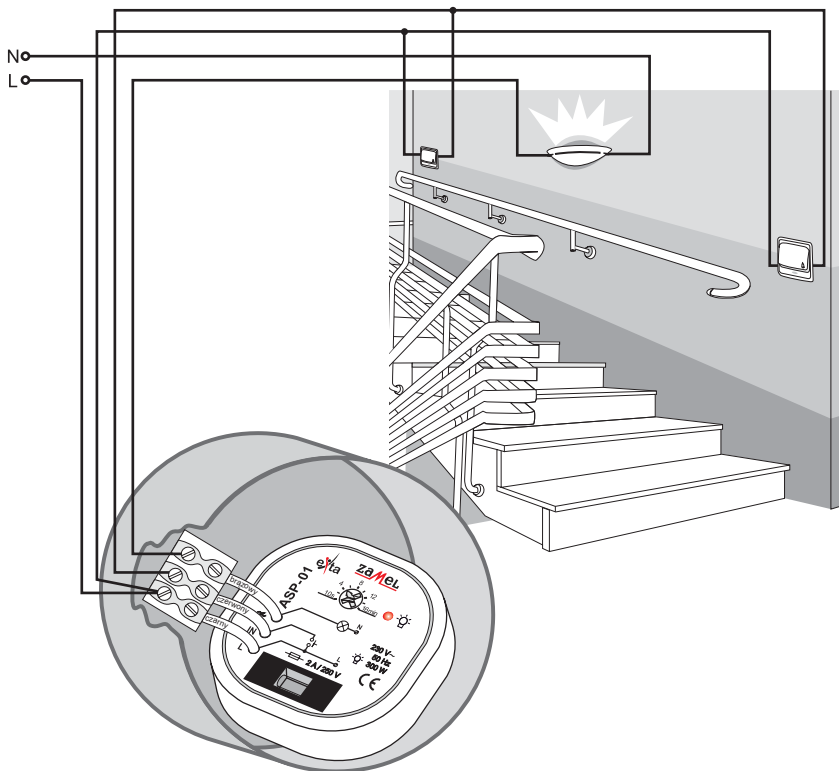
CASING DIMENSIONS



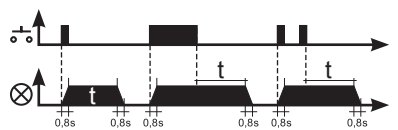
CONNECTIONS



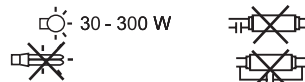
APPLICATION



TIME DIAGRAM



LOAD



PRODUCT FAMILY

The ASP-01 is a member of the ASx staircase timer family.

ASx - xx (124V)

24 V AC/DC version for ASM-02 available
Device version: 01 – three - or four-conductor wiring 02 – built-in counter-interlocking circuit 10 – dimmer function
Casing type: M – single-module N – surface-mounted H – hermetic P – for junction box mounting
Device symbol