



**Zakład Mechaniki i Elektroniki
ZAMEL sp.j.**
J.W. Dzida, K. Łodzińska



ul. Zielona 27, 43-200 Pszczyna, Poland
Tel. +48 (32) 210 46 65, Fax +48 (32) 210 80 04
www.zamelcet.com, e-mail: marketing@zamel.pl

DESCRIPTION

The staircase lighting time delay switch ASM-02 is used to control lighting devices on staircases and corridors. After releasing the system it switches on the lighting for the preset time by the user. After that it switches off automatically. The operating time can be adjusted from 2 s to 10 min by means of the potentiometer placed on the front panel of the device. The device is equipped with an anti-blocking function. The staircase lighting time delay switch ASM-02 can be used as standard time delay relay.

FEATURES

- Staircase lighting control,
- operating time adjustment from 2 sec to 10 min,
- power supply indicator – red LED,
- cooperation with monostable push-buttons equipped with illumination lamps,
- **anti blocking function**,
- cooperation with 4-wire installation,
- voltage relay output - one NO contact max 16 A capacity,
- monomodular casing,
- TH 35 DIN rail installation.



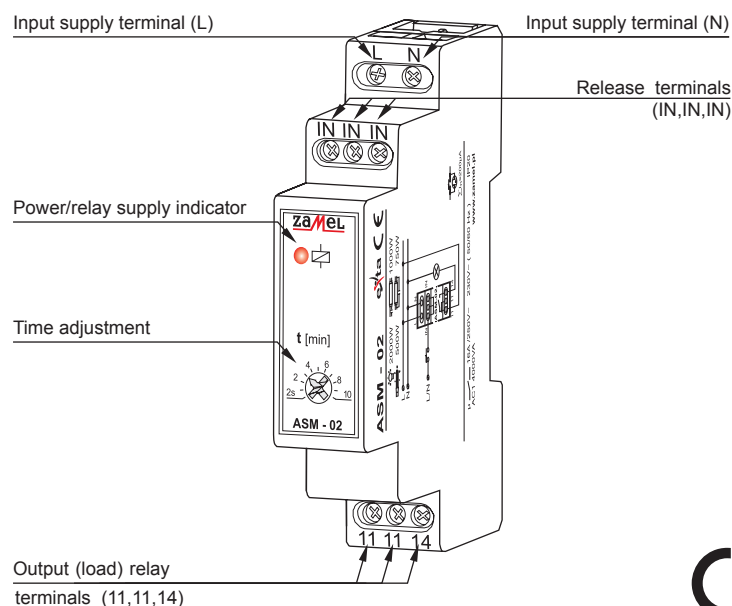
The device is designed for one-phase installation and must be installed in accordance with standards valid in a particular country.

The device should be connected according to the details included in this operating manual. Installation, connection and control should be carried out by a qualified electrician staff, who act in accordance with the service manual and the device functions. Disassembling of the device is equal with a loss of guarantee and can cause electric shock. Before installation make sure the connection cables are not under voltage. The cruciform head screwdriver 3,5 mm should be used to instal the device. Improper transport, storage, and use of the device influence its wrong functioning. It is not advisable to instal the device in the following cases: if any device part is missing or the device is damaged or deformed. In case of improper functioning of the device contact the producer.

TECHNICAL PARAMETERS

ASM-02	
Input (supply) terminals:	L, N
Input rated voltage:	230 V~
Input voltage tolerance:	from -15 to +10 %
Nominal frequency:	50 / 60 Hz
Rated power consumption:	35 mA
Release terminals:	IN, IN, IN
Release control current:	300 µA
Time adjustment range:	from 2 sec to 10 min (rotational potentiometer)
Time accuracy adjustment:	±10 %
Time repeatability adjustment:	±5 %
Power/relay supply indicator:	red LED
Output relay parameters:	1NO - 16 A / 250 V AC1 4000 VA
Number of terminal clamps:	8
Section of connecting cables:	from 0,2 to 2,50 mm ²
Ambient temperature range:	from -20 to +45 °C
Operating position:	free
Mounting:	TH35 rail (PN-EN 60715)
Protection degree:	IP20 (PN-EN 60529)
Protective class:	II
Overvoltage category:	II
Pollution degree:	2
Rated impulse withstand voltage:	1 kV (PN-EN 61000-4-5)
Dimensions (height / width / depth):	monomodular (17,5 mm) 90x17,5x66 mm
Weight:	76 g
Reference standards:	PN-EN 60669-1; PN-EN 60669-2-1 PN-EN 61000-4-2,3,4,5,6,11

APPEARANCE

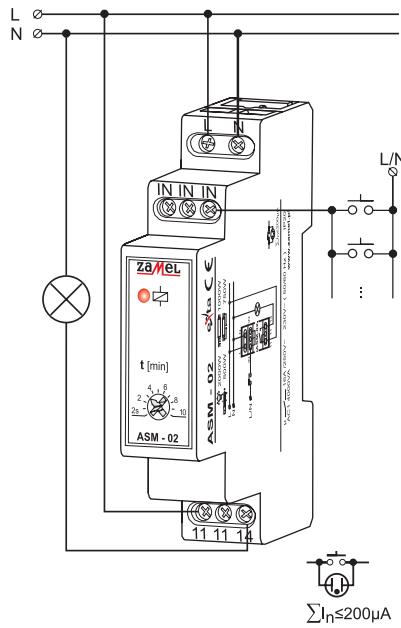


MOUNTING, FUNCTIONING

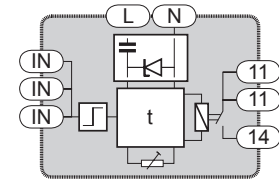
1. Disconnect the power supply from the mains by the phase fuse, the circuit-breaker or the switch-disconnector that are joined to the proper circuit,
2. **Check if there is no voltage on connection cables by means of a special measure equipment,**
3. Install ASM-02 device in the switch-board on TH 35 DIN rail,
4. Connect the cables with the terminals according to installing diagram,
5. Switch on the power supply from the mains,
6. Adjust the demanded switch on time by means of a potentiometer.

After proper mounting and installation the device is ready to work. Releasing the system with the monostable pushbutton causes the lighting to switch on for the preset time. After the preset time is over the lighting is automatically switched off till its another release. The staircase lighting time delay switch cooperates with 4-wire system. The staircase lighting time delay switch ASM-02 has the anti blocking system. It means the light is switched off after the adjusted time in cases the pushbutton is blocked.

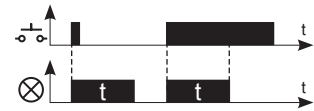
CONNECTING



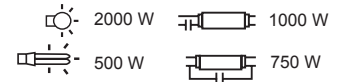
INNER DIAGRAM



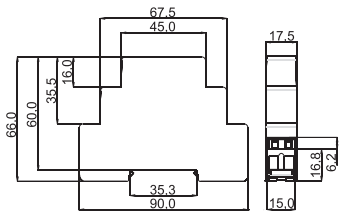
TIME COURSE



RELAY CAPACITY

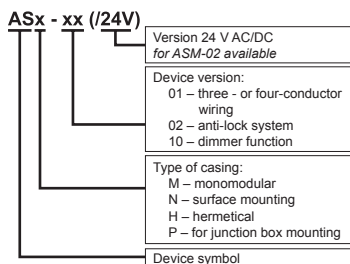


DIMENSIONS

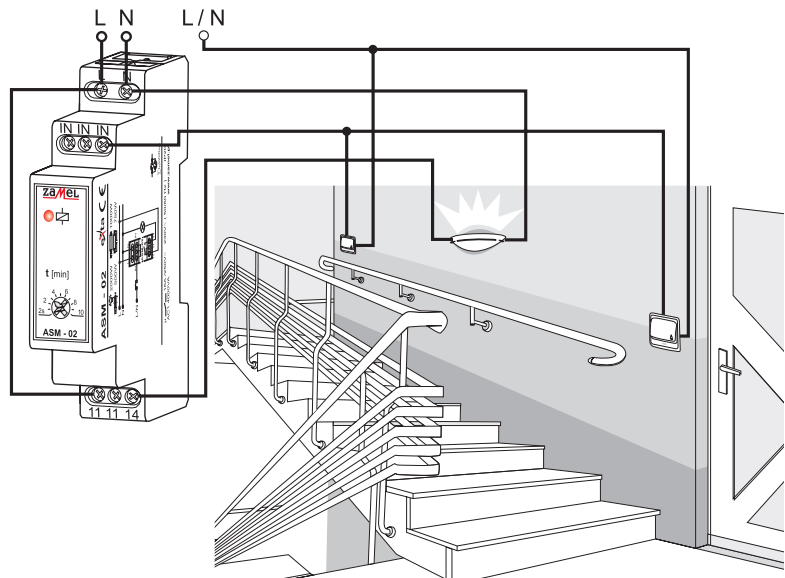


PRODUCT FAMILY

The staircase lighting time delay switch ASM-02 belongs to staircase lighting time delay switches ASx family.



EXAMPLE OF INSTALLATION



Typical application:

The staircase lighting time delay switch ASM-02 operating the staircase lighting works in 4-wire installation. Monostable pushbutton (equipped with illumination) can be connected parallelly.

GUARANTEE CARD

There is 24 months guarantee on the product

1. ZAMEL provides a two-year warranty for its products.
2. The ZAMEL warranty does not cover:
 - a) mechanical defects resulting from transport, loading / unloading or other circumstances,
 - b) defects resulting from incorrect installation or operation of ZAMEL products,
 - c) defects resulting from any changes made by CUSTOMERS or third parties, to products sold or equipment necessary for the correct operation of products sold,
 - d) defects resulting from force majeure or other aleatory events for which ZAMEL is not liable.
3. All complaints in relation to the warranty must be provided by the CUSTOMER in writing to the retailer after discovering a defect.
4. ZAMEL will review complaints in accordance with existing regulations.
5. The way a complaint is settled, e.g. replacement of the product, repair or refund, is left to the discretion of ZAMEL.

Salesman stamp and signature, date of sale