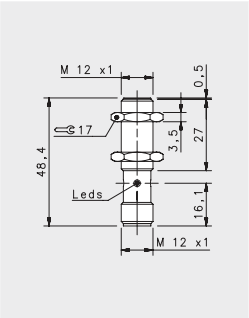

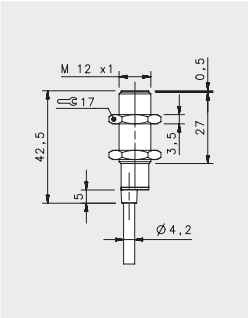

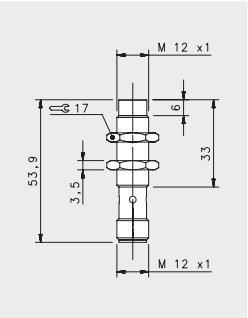

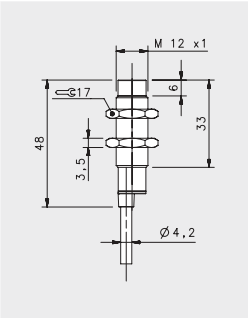

SHORT X2

FLUSH		NON FLUSH	
M12 con	cable	M12 conn	cable
4 mm	**4 mm**	**8 mm**	**8 mm**
---	---	---	---
---	---	---	---
IS-12-G1-S2	IS-12-G1-03	IS-12-H1-S2	IS-12-H1-03
95B063371	95B063361	95B063451	95B063441
IS-12-G2-S2	IS-12-G2-03	IS-12-H2-S2	IS-12-H2-03
95B063391	95B063381	95B063471	95B063461
IS-12-G3-S2	IS-12-G3-03	IS-12-H3-S2	IS-12-H3-03
95B063331	95B063321	95B063411	95B063401
IS-12-G4-S2	IS-12-G4-03	IS-12-H4-S2	IS-12-H4-03
95B063351	95B063341	95B063431	95B063421
IS-12-G5-S2	IS-12-G5-03	IS-12-H5-S2	IS-12-H5-03
95B062691	95B062681	95B062771	95B062761
IS-12-G6-S2	IS-12-G6-03	IS-12-H6-S2	IS-12-H6-03
95B062671	95B062661	95B062751	95B062741
---	---	---	---
---	---	---	---
---	---	---	---
---	---	---	---
---	---	---	---
---	---	---	---
---	---	---	---
---	---	---	---
---	---	---	---
---	---	---	---
---	---	---	---
---	---	---	---
10-30 Vdc (-15/10%)	10-30 Vdc (-15/10%)	10-30 Vdc (-15/10%)	10-30 Vdc (-15/10%)
< 10%	< 10%	< 10%	< 10%
< 10%	< 10%	< 10%	< 10%
200 mA	200 mA	200 mA	200 mA
> 1,6 mA (2wires ver.)	> 1,6 mA (2wires ver.)	> 1,6 mA (2wires ver.)	> 1,6 mA (2wires ver.)
< 10 mA	< 10 mA	< 10 mA	< 10 mA
< 1,2 V (I=100mA)	< 1,2 V (I=100mA)	< 1,2 V (I=100mA)	< 1,2 V (I=100mA)
Yellow	Yellow	Yellow	Yellow
500 Hz/200 Hz (4 wires NO-NC)	500 Hz/200 Hz (4 wires NO-NC)	500 Hz/200 Hz (4 wires NO-NC)	500 Hz/200 Hz (4 wires NO-NC)
< 75 ms	< 75 ms	< 75 ms	< 75 ms
< 3%	< 3%	< 3%	< 3%
Present (self-resetting)	Present (self-resetting)	Present (self-resetting)	Present (self-resetting)
Against polarity reversal inductive loads	Against polarity reversal inductive loads	Against polarity reversal inductive loads	Against polarity reversal inductive loads
(-25 ... +70 °C)	(-25 ... +70 °C)	(-25 ... +70 °C)	(-25 ... +70 °C)
IP67	IP67	IP67	IP67
---	2 m		2 m
---	3 x 0,25 mm²		3 x 0,25 mm²
Nickel-plated brass	Nickel-plated brass	Nickel-plated brass	Nickel-plated brass
---	110 g	---	110 g
60 g	---	60 g	---

2 wires NO or NC

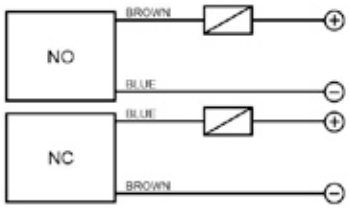

3 wires PNP or NPN

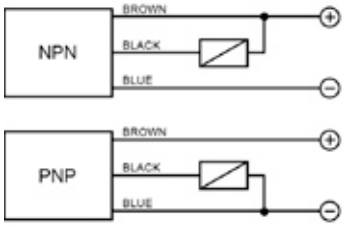

4 wires (PNP/NPN, NO/NC)

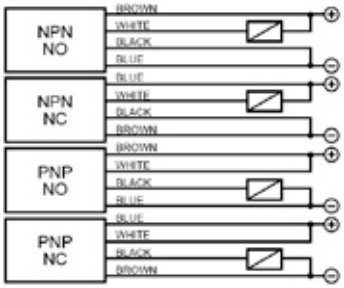

4 wires (NO+NC)

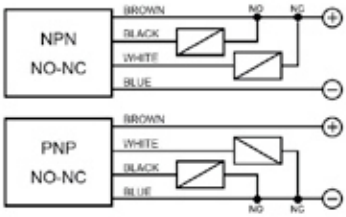

M12 connector *connections*

2 wires NO or NC

CONTACTS CONFIGURATION

Available	Contacts numbers			
	1	2	3	4
NO	+		–	
NC	–		+	

3 wires

CONTACTS CONFIGURATION

Available	Contacts numbers			
	1	2	3	4
(NO or NC)	+		–	NO/NC

4 wires (PNP/NPN, NO/NC)

CONTACTS CONFIGURATION

Output	Contacts numbers			
	1	2	3	4
NPN NO	+	NO	–	–
NPN NC	–	NC	+	–
PNP NO	+	+	–	NO
PNP NC	–	+	+	NC

4 wires (NO+NC)

Available	Contacts numbers			
	1	2	3	4
(NO + NC)	+	NC	–	NO