Dept / Qty	
DC	1
ED	1
IE	1
ISO	1
PD	1
R&D	1
SD	1
QA	1
QC	1
QE	1

The information provided herein is from CONNFLY Electronic Co., Ltd. and is confidential. Any disclosure to a party other than the recipient is prohibited. The intellectual properties and its rights contained herein, including but not limited to, trademarks, patents, copyrights, trade secrets, and technical know-how, are owned exclusively by CONNFLY or its affiliates. Unauthorized use or modification is strictly prohibited without prior written consent from CONNFLY. All intellectual properties provided herein are for reference purposes only and does not constitute authorization of its use in any format or manner. CONNFLY may enforce its intellectual property rights at its own discretion; failures or delays to exercise such rights does not constitute a waiver of such rights.

[Female]

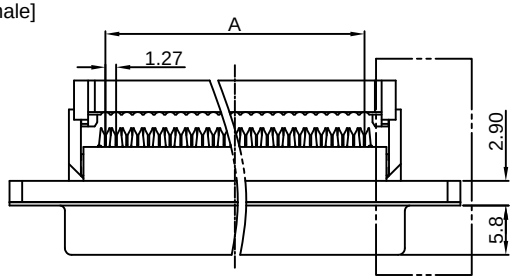

Dimension

Position	A±0.1	B±0.2	C±0.2	D±0.2		E±0.2
				Male	Female	
9P	10.16	30.80	24.99	17.90	16.33	19.00
15P	17.78	39.14	33.32	26.50	24.66	27.34
25P	30.48	53.04	47.04	40.00	38.38	41.24
37P	45.72	69.32	63.50	56.50	54.84	57.52

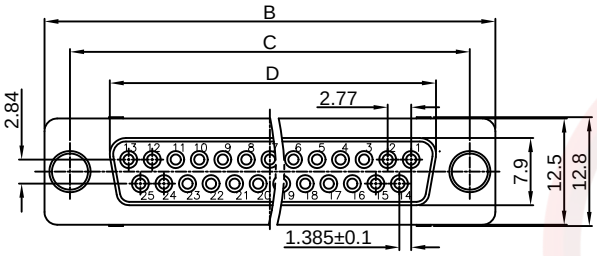

[Male]

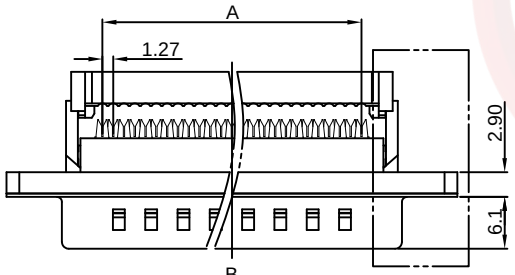

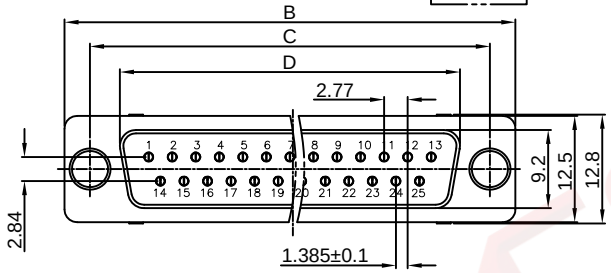

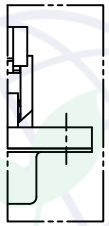

W/O Screw type

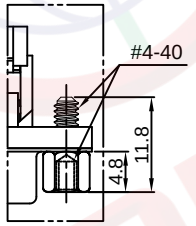

CC type

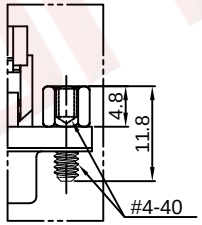

CS type



(Series Image-Reference Only)

REV.	DESCRIPTION	DRAWN	CHECKED	APPROVED
A	NEW RELEASE	YCH 02/01/07'		LJC 02/01/07'
E	DRAWING UPDATE	JLZ 09/14/20'		

NOTES:

1. Electrical characteristics:
   1.1 Contact resistance: 30mΩ Max. Initial.
   1.2 Dielectric withstanding voltage: 500V AC(rms) for 1 minute.
   1.3 Insulation resistance: 1000MΩ Min.
2. Environment characteristics:
   2.1.Temperature range: -40°C~+105°C.
3. Materials:
   3.1 Insulator:PBT+Glass fiber
   3.2 Shell:Steel
   3.3 Contact:Copper alloy
4. Product number code:

DS1036 – X X X X X X X – YT

- Screw type
  X:W/O Screw
  1:CC type
  2:CS type
- Rivet type
  P:W/ Thread(UNC #4-40)
  N:W/O Thread(For W/O screw only)
- Contact plating
  2: Gold+Nickel
- Housing color
  B: Black
  U: Blue
- Strain relief
  P:W/
  N:W/O
- Connector type
  M: Male F: Female
- No.of contacts
  09,15,25,37

Upper cover

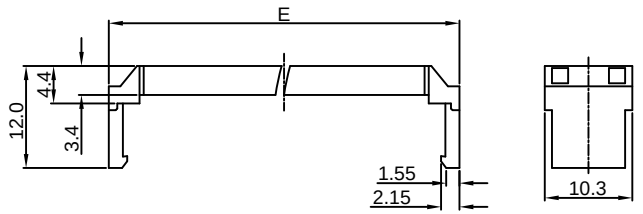

GENERAL TOLERANCE		ANGLE TOLERANCE	
X.	±0.60	X.	±5°
.X	±0.38	.X	±3°
.XX	±0.25	.XX	±2°

DRAWING TYPE	CUSTOMER		
SCALE	1:1	SHEET	1 OF 1
DRAWING NO.	C–DS1036–XXXXXXXX–YT–E		

PROJECTION		TITLE	IDC D–SUB
UNITS	mm		
SHEET SIZE	A4	SERIES	DS1036 SERIES

晨翔电子有限公司
CONNFLY ELECTRONIC CO. LTD