

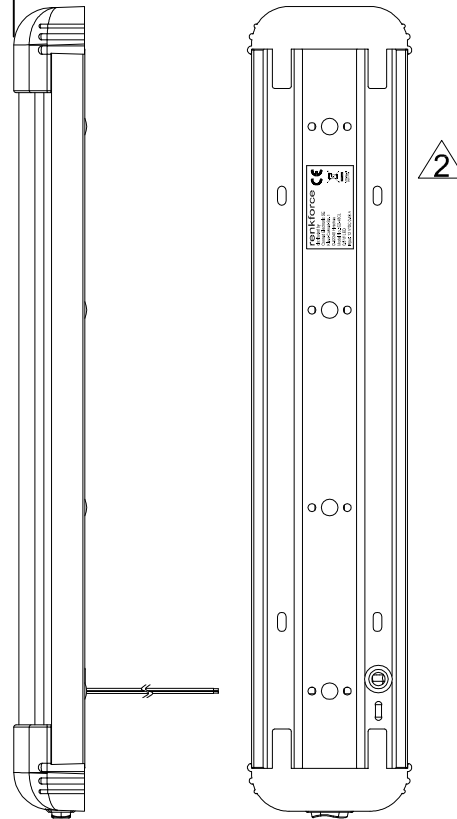
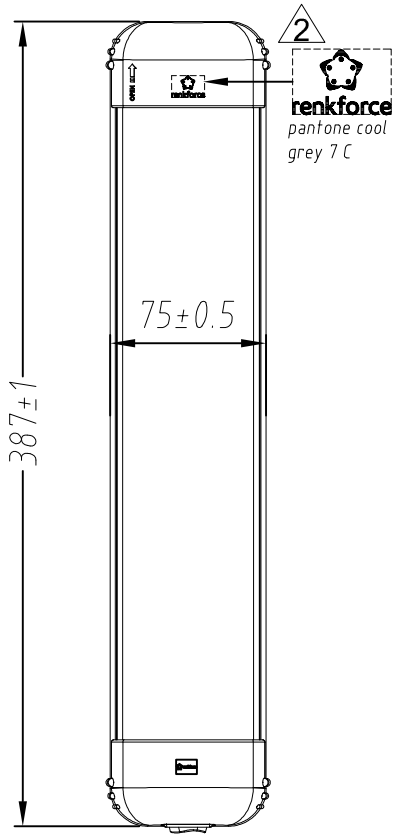





| | |
|-----------------------|---|
| Rating |  DC 12V(11V-16V) / 5.2 W (Max) |
| Insulation Resistance | DC 500V 100M ohm Min |
| Operating Temperature | -20°C~+60°C |
| LED Type | SMD 2835 Led White *18 PCS |
| CCT | 5700K±20% |
| Luminous Flux | 452Lm±20% |
| Illuminance | 380Lux±20% / 50cm  |
| Switch | ON/OFF |
| Weight | 250g±5% |

Material :
 Lens : PP
 Bottom : AL



renkforce
 distributed by
 Conrad Electronic SE
 Klaus-Conrad-Str. 1
 D-92240 Hirschau
 Model No.: C2-48CL
 0.5 W LED
 Input: 12 V/DC 0.43 A

WEEE-Reg.-Nr.
DE3801718

